

The Beatles Complete Songbook



*A collection of Beatles' chords and tabs
by Sergio Palumbo
www.sepanet.com
www.sepaweb.cjb.net
sepa@iname.com*

Naples, Italy
"Release" 1 - July-August 2001

Index

INTRODUCTION	9
PLEASE PLEASE ME	10
I SAW HER STANDING THERE	10
MISERY	12
ANNA (GO WITH HIM)	12
CHAINS	13
BOYS	14
ASK ME WHY	15
PLEASE PLEASE ME	17
LOVE ME DO	19
P.S., I LOVE YOU	20
BABY IT'S YOU	21
DO YOU WANT TO KNOW A SECRET	21
A TASTE OF HONEY	23
THERE'S A PLACE	23
TWIST AND SHOUT	25
WITH THE BEATLES	27
IT WON'T BE LONG	27
ALL I'VE GOT TO DO	29
ALL MY LOVING	29
DON'T BOTHER ME	30
LITTLE CHILD	32
TILL THERE WAS YOU	34
PLEASE MR. POSTMAN	36
ROLL OVER BEETHOVEN	37
HOLD ME TIGHT	38
YOU REALLY GOT A HOLD ON ME	46
DEVIL IN HER HEART	47
NOT A SECOND TIME	50
MONEY (THAT'S WHAT I WANT)	51
A HARD DAYS NIGHT	53
A HARD DAY'S NIGHT	53
I SHOULD HAVE KNOWN BETTER	54

IF I FELL	55
I'M HAPPY JUST TO DANCE WITH YOU	56
AND I LOVE HER	57
TELL ME WHY	58
CAN'T BUY ME LOVE	59
ANY TIME AT ALL	59
I'LL CRY INSTEAD	61
THINGS WE SAID TODAY	62
WHEN I GET HOME	63
YOU CAN'T DO THAT	64
I'LL BE BACK	67
<u>BEATLES FOR SALE</u>	<u>68</u>
NO REPLY	68
I'M A LOSER	69
BABY'S IN BLACK	70
ROCK AND ROLL MUSIC	71
I'LL FOLLOW THE SUN	72
MR MOONLIGHT	73
MEDLEY: KANSAS CITY – HEY, HEY, HEY, HEY	74
EIGHT DAYS A WEEK	75
WORDS OF LOVE	77
HONEY DON'T	80
EVERY LITTLE THING	81
I DON'T WANT TO SPOIL THE PARTY	84
WHAT YOU'RE DOING	86
EVERYBODY'S TRYING TO BE MY BABY	88
<u>HELP!</u>	<u>93</u>
HELP	93
THE NIGHT BEFORE	94
YOU'VE GOT TO HIDE YOUR LOVE AWAY	97
I NEED YOU	98
ANOTHER GIRL	99
YOU'RE GOING TO LOSE THAT GIRL	100
TICKET TO RIDE	101
ACT NATURALLY	103
IT'S ONLY LOVE	106
YOU LIKE ME TOO MUCH	107
I'VE JUST SEEN A FACE	109
YESTERDAY	111

DIZZY MISS LIZZIE	112
RUBBER SOUL	114
DRIVE MY CAR	114
NORWEGIAN WOOD (THIS BIRD HAS FLOWN)	117
YOU WON'T SEE ME	123
NOWHERE MAN	126
THINK FOR YOURSELF	128
THE WORD	132
MICHELLE	134
WHAT GOES ON	135
GIRL	137
I'M LOOKING THROUGH YOU	138
IN MY LIFE	139
WAIT	140
IF I NEEDED SOMEONE	141
RUN FOR YOUR LIFE	145
REVOLVER	150
TAXMAN	150
ELEANOR RIGBY	152
I'M ONLY SLEEPING	153
LOVE YOU TO	154
HERE, THERE AND EVERYWHERE	155
YELLOW SUBMARINE	156
SHE SAID SHE SAID	157
GOOD DAY SUNSHINE	158
AND YOUR BIRD CAN SING	159
FOR NO ONE	160
DOCTOR ROBERT	161
I WANT TO TELL YOU	162
GOT TO GET YOU INTO MY LIFE	163
TOMORROW NEVER KNOWS	165
SGT. PEPPER'S LONELY HEARTS CLUB BAND	166
SGT. PEPPER'S LONELY HEARTS CLUB BAND	166
WITH A LITTLE HELP FROM MY FRIENDS	168
LUCY IN THE SKY WITH DIAMONDS	169
GETTING BETTER	171
FIXING A HOLE	172

SHE'S LEAVING HOME	173
BEING FOR THE BENEFIT OF MR. KITE	175
WITHIN YOU WITHOUT YOU	175
WHEN I'M SIXTY-FOUR	176
LOVELY RITA	177
GOOD MORNING GOOD MORNING	178
SGT PEPPER'S LONELY HEARTS CLUB BAND (REPRISE)	180
A DAY IN THE LIFE	182

MAGICAL MISTERY TOUR **184**

MAGICAL MISTERY TOUR	184
THE FOOL ON THE HILL	185
FLYING	186
BLUE JAY WAY	188
YOUR MOTHER SHOULD KNOW	189
I AM THE WALRUS	189
HELLO, GOODBYE	190
STRAWBERRY FIELDS FOREVER	191
PENNY LANE	199
BABY YOU'RE A RICH MAN	200
ALL YOU NEED IS LOVE	201

THE BEATLES, AKA THE WHITE ALBUM **204**

BACK IN THE U.S.S.R.	204
DEAR PRUDENCE	206
GLASS ONION	207
OB-LA-DI OB-LA-DA	208
WILD HONEY PIE	209
THE CONTINUING STORY OF BUNGALOW BILL	210
WHILE MY GUITAR GENTLY WEEPS	211
HAPPINESS IS A WARM GUN	214
MARTHA MY DEAR	215
I'M SO TIRED	217
BLACKBIRD	217
PIGGIES	227
ROCKY RACCOON	228
DON'T PASS ME BY	230
WHY DON'T WE DO IT IN THE ROAD	232
I WILL	232
JULIA	233
BIRTHDAY	239

YER BLUES	241
MOTHER NATURE'S SON	243
EVERYBODY'S GOT SOMETHING TO HIDE EXCEPT ME AND MY MONKEY	245
SEXY SADIE	247
HELTER SKELTER	249
LONG LONG LONG	251
REVOLUTION 1	252
HONEY PIE	257
SAVOY TRUFFLE	258
CRY BABY CRY	261
REVOLUTION 9	261
GOOD NIGHT	262

YELLOW SUBMARINE **263**

YELLOW SUBMARINE	263
ONLY A NORTHERN SONG	263
ALL TOGETHER NOW	265
HEY BULLDOG	265
IT'S ALL TOO MUCH	266
ALL YOU NEED IS LOVE	267
PEPPERLAND	267
SEA OF TIME	267
SEA OF HOLES	267
SEA OF MONSTERS	268
MARCH OF THE MANIES	268
PEPPERLAND LAID WASTE	268
YELLOW SUBMARINE IN PEPPERLAND	268

ABBEY ROAD **269**

COME TOGETHER	269
SOMETHING	270
MAXWELL'S SILVER HAMMER	273
OH! DARLING	273
OCTOPUS'S GARDEN	275
I WANT YOU (SHE'S SO HEAVY)	276
HERE COMES THE SUN	279
BECAUSE	279
YOU NEVER GIVE ME YOUR MONEY	280
SUN KING	282
MEAN MR. MUSTARD	283
POLYTHENE PAM	284

SHE CAME IN THROUGH THE BATHROOM WINDOW	286
GOLDEN SLUMBERS	287
CARRY THAT WEIGHT	288
THE END	289
HER MAJESTY	291
HEY JUDE	292
<hr/>	
CAN'T BUY ME LOVE	292
I SHOULD HAVE KNOWN BETTER	292
PAPERBACK WRITER	294
RAIN	295
LADY MADONNA	297
REVOLUTION	300
HEY JUDE	300
OLD BROWN SHOE	301
DON'T LET ME DOWN	302
THE BALLAD OF JOHN AND YOKO	303
LET IT BE	305
<hr/>	
TWO OF US	305
DIG A PONY	306
ACROSS THE UNIVERSE	310
I ME MINE	313
DIG IT	315
LET IT BE	316
MAGGIE MAE	317
I'VE GOT A FEELING	318
ONE AFTER 909	322
THE LONG AND WINDING ROAD	324
FOR YOU BLUE	325
GET BACK	327
THE BEATLES PAST MASTERS 1	332
<hr/>	
LOVE ME DO	332
FROM ME TO YOU	332
THANK YOU GIRL	333
SHE LOVES YOU	334
I'LL GET YOU	336
I WANT TO HOLD YOUR HAND	337
THIS BOY	339

KOMM, GIB MIR DEINE HAND	341
SIE LIEBT DICH	342
LONG TALL SALLY	344
I CALL YOUR NAME	345
SLOW DOWN	345
MATCHBOX	350
I FEEL FINE	351
SHE'S A WOMAN	354
BAD BOY	357
YES IT IS	360
I'M DOWN	361
<u>THE BEATLES PAST MASTERS 2</u>	<u>365</u>
DAY TRIPPER	365
WE CAN WORK IT OUT	368
PAPERBACK WRITER	371
RAIN	371
LADY MADONNA	371
THE INNER LIGHT	371
HEY JUDE	373
REVOLUTION	373
GET BACK (WITH BILLY PRESTON)	373
DON'T LET ME DOWN	373
THE BALLAD OF JOHN AND YOKO	373
OLD BROWN SHOE	373
ACROSS THE UNIVERSE	374
LET IT BE	374
YOU KNOW MY NAME (LOOK UP THE NUMBER)	374
<u>OTHER HITS</u>	<u>379</u>
TO KNOW HER IS TO LOVE HER (FROM THE BEATLES LIVE AT BBC)	379
FREE AS A BIRD (FROM ANTHOLOGY 1)	380
REAL LOVE (FROM ANTHOLOGY 2)	382
<u>APPENDIX: GUITAR CHORDS</u>	<u>386</u>

Introduction

This is a collection of Beatles' tabs and chords that I found on the net. All these files have this header:

```
#-----PLEASE NOTE-----#  
#This file is the author's own work and represents their interpretation of the #  
#song. You may only use this file for private study, scholarship, or research. #  
#-----#  
#
```

My work consisted only in collecting the tabs and chords in a single document: tabs and chords were found by many and many Beatles' and guitar's lovers (where present, I reported the name or nickname of the tabber and his or her e-mail address). I thank them all. I hope you'll enjoy this file. You can find the updated version of this file (in PDF or Microsoft Word format) on my web site www.sepaweb.cjb.net Here you can find also the collection of all Beatles' midi files. If you find errors or have suggestions please contact me: sepa@iname.com

Copyright information: unless otherwise indicated the songs were written by Lennon-McCartney (Northern Songs Limited)

Please Please Me

22 March 1963 UK (Parlophone)



I saw her standing there

From: campo@calspan.com (Jim Campobello)

I Saw Her Standing There

Lennon/McCartney

Well she was just seventeen, if you know what I mean,
 And the way she looked was way beyond compare,
 So how could I dance with another, when I saw her standing there.

Well she looked at me, and I, I could see,
 That before too long I'd fall in love with her.
 She wouldn't dance with another, when I saw her standing there.

Well my heart went boom when I crossed that room,
 And I held her hand in mine...

Well we danced through the night, and we held each other tight,
 And before too long I fell in love with her.
 Now I'll never dance with another, since I saw her standing there.

[Instrumental same as verse]

D7
 Well my heart went boom when I crossed that room,
 E D
 And I held her hand in mine...

A D7 A
 Well we danced through the night, and we held each other tight,
 E7
 And before too long I fell in love with her.
 A A7 D F A E7 A
 Now I'll never dance with another, since I saw her standing there.
 A E7 A
 Since I saw her standing there.
 A E7 A
 Since I saw her standing there.

Just giving back a little of what I take from the net !!
 Questions, Comments or tab suggestions please forward to
 Vincent M. Veltri veltri@vnet.ibm.com

=====

I SAW HER STANDING THERE THE BEATLES

E7 A7 E7
 Well she was just seventeen and you know what I mean
 B7
 And the way she looked was way beyond compare
 E E7 A7 C7
 So how could I dance with another oh,
 E7 B7 E7
 when I saw her standing there
 E7 A7 E7
 Well she looked at me and I, I could see
 B7
 That before too long I'd fall in love with her
 E E7 A7
 She wouldn't dance with another
 C7 E7 B7 E7
 Oh, when I saw her standing there

A7
 Well my heart went boom when I crossed that room
 B7 A7
 and I held her hand in mine

E7
 Well we danced through the night
 A7 E7
 and we held each other tight
 B7
 And before too long I fell in love with her
 E E7 A7
 Now I'll never dance with another
 C7 E6 B7 E7
 Oh, since I saw her standing there

```

E7           B7           E7
Since I saw her standing there
E7           E7           B7           E7
Yeah, Well since I saw her standing there
    
```

Misery

```

{t: Misery}
{st: The Beatles}
    
```

```

{c: Intro:}
{so}
    
```

```

      F                               G   C           Am       G
-|---1-----0--0--0--0-----3---
-|---1-----1--1--1--1-----0---
-|---2-----0--0--0--2-----0---
-|---3-----2--2--2--2-----0---
-|---3-----3--3--3--0-----0--2---
-|---1-----0--1--2--3-----3---3---
      The world is treat-ing me bad   Mi-se-ry
    
```

```

{eo}
    
```

```

{c: Verse:}
I[C]'m the kind of g[F]uy   who ne[C]ver used to c[F]ry
The wo[F]rld is treating me b[G]ad   mi[C]sery   [A]
I've l[C]ost her now for s[F]ure   I w[C]on't see her no m[F]ore
It's go[F]na be a d[G]rag   mi[C]sery
    
```

```

{c: Middle:}
I[Am]'ll remember all the little th[C]ings she's done
{so}
    
```

```

-|----- (piano on the released version...
-|----- this was a guitar part in many
-|----- early recordings. Also, this riff
-|---5--3--2----- was repeated over the lyrics
-|-----5--3--2----- "lonely one" in some early recordings
-|-----5--3----- I've heard)
{eo}
    
```

```

Sh[Am]e'll remember and she'll miss her o[G]nly one   lon[G7]ely one
    
```

```

{c: Verse:}
S[C]end her back to [F]me   'Cos ev[C]eryone can s[F]ee
Wit[F]hout her I will [G]be   in mi[C]sery
    
```

```

{c: Repeat from middle}
    
```

```

{c: Ending:}
Wit[F]hout her I will [G]be   in m[C]isery ([Am]oh)
My mi[C]sery ([Am]la la la la la la)   m[C]isery   [Am]
    
```

Anna (Go with him)

```

# From: hertzberg@netcad.enet.dec.com (Marc Hertzberg (History: Love it or leave
it!))
{t: Anna (Go To Him)}
    
```

{st:Lennon/McCartney}

{ci:Intro (play twice... also play over D-Bm sections of verses):}

{sot}

```

|   D                               Bm                               D
-|-----10--10--10--10--10--10--10--10--10-----
-|-----7-----7-----
-|-----7-----7-----7---8---9---8---9---8---9---8---7-----
-|-----
-|-----
-|-----

```

{eot}

{c:Verse 1:}

```

D   Bm           D       Bm           D       Bm
Anna  you come and ask me girl    to set you free girl
           D       Bm           Em       A7
You say he loves you more than me    so I will set you free
           D       Bm           D       Bm
Go with him    (Anna)    Go with him

```

{c:Verse 2:}

```

D   Bm           D       Bm           D       Bm
Anna  girl before you go now    I want you to know now
           D       Bm           Em       A7
That I still love you so    but if he loves you more
           D
Go with him

```

{c:Middle:}

```

G
All of my life    I've been searching    for a girl
           D
Who'll love me    like I    love her
           G           Gm
But every girl I've ever had    breaks my heart and leave me sad
           E7           A7
What am I    what am I    supposed to do    oh...

```

{c:Verse 3:}

```

D   Bm           D       Bm
Anna  just one more thing girl
           D       Bm           Em       A7
You give back your ring to me    and I will set you free
           D
Go with him

```

{c:Repeat middle part}

{c:Repeat verse 3}

then...

{c:Ending:}

```

Bm           D       Bm
(Anna)  Go with him    (Anna)
           D       Bm           D
You can go with him girl    (Anna)    Go with him

```

Chains

CHAINS

by Gerry Goffin and Carole King

F
 Chains, my baby's got me locked up in chains,
 Chains, well I can't break a - way from these chains,
 Chains, my baby's got me locked up in chains,

Bb F
 And they ain't the kind that you can see.
 Can't run a - round 'cause I'm not free.
 And they ain't the kind that you can see.

C Bb
 Woh, these chains of love
 Woh, these chains of love
 Woh, these chains of love

F
 To Coda 1: C7 2:F
 got a hold on me. Yeah! (now go to the 2nd verse)
 won't let me be. Yeah! (now go to the middle bridge in the song below.
 Use first verse in bridge)
 got a hold on me. Yeah! (now go to the middle bridge in the song below. Use
 second verse in bridge)

Bridge:

Bb F
 Bb
 I wan- na tell you pret-ty ba-by, I think you're fine.
 Please be-lieve me when I tell you, your lips are sweet.

C
 D.S. al Coda
 I'd like to love you, but darling, I'm im-prisoned by these
 I'd like to kiss them, but I can't break a-way from all these

Coda C7 Repeat and fade
 F
 Chains, ----- Chains of ||
 love. Chains of

Boys

Boys - The Beatles

Tabbed by Adam Bishop

I couldn't figure out the riffs in this song...sorry!

B7 - 7-9-x-8-10-x
 A7 - 57x68x
 E7 - x7675x
 E - 0xxxxx

B7 A7 E7 B7

E E
 I've been told when I boy kiss a girl
 E E

Take a trip around the world

A7

Hey hey

E7

Hey hey

B7 A7

Hey hey, yeah

E7 B7

She said you do

My girl says when I kiss her lips

Gets a thrill to her fingertips

Hey hey

Hey hey

Hey yeah

She said you do

Well I talk about boys

Don't you know about boys

Well I talk about boys now

Oh boys

Well I talk about boys now

What a bundle of joy

(Alright George!)

Solo

(Repeat second verse)

Chorus to fade out

Ask me why

From: hertzberg@netcad.enet.dec.com (Marc Hertzberg (History: Love it or leave it!))

Ask Me Why
(Lennon/McCartney)

Intro:

[this little lick also used over some E chords during verses]

```

      E
-|-----
-|-----
-|-----
-|-----9--9-----
-|--7-----7-----
-|-----7-----

```

Verse:

E F#m G#m F#m E
 I love you 'cos you tell me things I want to know

E F#m G#m F#m E G#7
 And it's true that it really only goes to show that I know

C#m A F#m B7
 That I I I I would never ever ever be blue

E F#m G#m F#m E
 Now you're mine my happiness near makes me cry

E F#m G#m F#m E G#7
 And in time you'll understand the reason why that I cry

C#m
 It's not because I'm sad

A E E+ (e.g., 076550)
 But you're the only love that I've ever had

Middle:

A B7 E E+
 I can't believe it's happened to me

A B7 E B7
 I can't conceive of any more misery

Verse:

E F#m G#m F#m
 Ask me why I'll say I love you [second time jump to ending]

G#m A E E+
 And I'm always thinking of you

[now repeat from the middle]

Ending:

G#m A E A

 -----9--9-----
 -----7-----7-----
 -----7-----
 And I'm always thinking of you you

E A G#m

 -----4--4-----
 -----4--4--4--4-----
 -----9--9-----6--6-----
 -----7-----7-----
 -----7-----4-----
 you

Beatles Tab by Marc Hertzberg
 Digital Equipment Corporation
 hertzberg@netcad.enet.dec.com

Tab Special Notations:

---5/7--- play fret five, slide up to fret seven

---7\5--- play fret seven, slide down to fret five
--8b(9)-- play fret eight, bend the string (at fret eight) to reach
 the pitch of fret nine
--b(9)8-- play fret eight already bent to the pitch of fret nine,
 unbending until it reaches the normal pitch of fret eight
---/7---- slide up to fret 7 (the starting fret of the slide is
 undefined, judge by ear)
---15\--- play fret 15, slide down (the ending fret of the slide is
 undefined, judge by ear)
---1h3--- play fret one and hammer-on to fret three
---7p5--- play fret seven and pull-off to fret five
-7b(9)r7- play fret seven, bend up to fret nine, release back to fret
 seven
--5h7p5-- play fret five, hammer on to fret seven, pull off to fret five
--X----- pick string, but do not press string to fret; left hand mute

Please Please Me

From: campo@calspan.com (Jim Campobello)

Please Please Me

Lennon/McCartney

C F C
Last night I said these words to my girl:

 F C
I know you never even try girl.

 F Dm Am F
Come on, (come on), come on, (come on), come on, (come on), come on, (come on),

 C F G C
Please please me, oh yeah, like I please you.

 F C
You don't need me to show the way, love.

 F C
Why do I always have to say, love?

 F Dm Am F
Come on, (come on), come on, (come on), come on, (come on), come on, (come on),

 C F G C
Please please me, oh yeah, like I please you.

F
I don't want to sound complainin',

G7 C F C
But you know there's always rain in my heart. (In my heart)

F G7 C F
I do all the pleasin' with you, it's so hard to reason with you, wo yeah,

 G C
Why do you make me blue?

F C

Last night I said these words to my girl:

I know you never even try girl.

Come on, (come on), come on, (come on), come on, (come on), come on, (come on),

Please please me, oh yeah, like I please you, oh yeah, like I please you,

Oh yeah, like I please you.

Date: Thu, 14 Mar 1996 18:33:55 +0300

From: nfabbro@mag-net.com (nfabbro)

Song: Please Please Me

Written By: Beatles

Album: Please Please Me (1963)

Tabbed By: Erik Jalava & Jeremy Ball

Standard Tune

e-0-0-0-0-0-0-
B-5-4-2-0-2-0- x2

Verse

E A E

e-0-0-0-0-0-0--0--
B-5-4-2-0-2-0--2--
G-----1---1

GG AA BB (Bar Chords or it won't sound right)

E A E

e-0-0-0-0-0-0--0--
B-5-4-2-0-2-0--2--
G-----1---1

D-----2-2--
A-----2
E-0-0-----

Chorus

A F#m C#m A E A B E

e-----2-2-2-2-2-4-4-4-4-4-5-5-5-5-5---4-4-2-0-0-2----
B-2-2-2-2-2-2-2-2-2-2-4-4-4-4-4-5-5-5-5-5-----4-5
G-2-2-2-2-2-2-2-2-2-2-----

Verse

Chorus

SOLO Before Middle

e-0-0-0-0
B-5-4-2-0

Middle

Bar Maj Bar Maj
 A B E A E A B E A B

Verse
 Chorus

Please Please Me oh yeah like I please you x3
 E G C B E

Love me do

Date: Thu, 14 Mar 1996 18:28:24 +0300
 From: nfabbro@mag-net.com (nfabbro)

Artist: The Beatles
 Written by: Lennon & McCartney
 Song Title: Love Me Do
 Album: Beatlemania (record)
 Tabbed by: Erik Jalava & Jeremy Ball

Intro: G/// C/// Repeat as necessary

G C
 Love, love me do
 G C
 You know I love you
 G C
 I'll always be true
 C C/G n.c. G
 So pleeeeeeease... Love me do

G C
 Love, love me do
 G C
 You know I love you
 G C
 I'll always be true
 C C/G n.c. G
 So pleeeeeeease... Love me do

Bridge:
 D C F G
 Someone to love, somebody new
 D C F G
 Someone to love, someone like you

G C
 Love, love me do
 G C
 You know I love you
 G C
 I'll always be true
 C C/G n.c. G

So pleeeeeeease... Love me do

solo: Bridge progression then
G C G

G C
Love, love me do
G C
You know I love you
G C
I'll always be true
C C/G n.c. G
So pleeeeeeease... Love me do
G C G C G C
Love me do, Yeah love me do, yeah love me do...

P.S., I love you

PS, I love you (Lennon/McCartney)

C#7: x43404 (B7 moved up two frets)

Em C#7 D Em C#7 D
As I write this letter, send my love to you
Em C#7 D D A7 D
Remember that I'll always be in love with you.

D Em D
Treasure these few words till we're together,
A A7 Bm D A7 Bb Bb C D
Keep all my love forever. PS I love you, you you you.

G D G D
As I write this letter, send my love to you
G D D A7 D
Remember that I'll always be in love with you.

D Em D
I'll be coming home again to you love,

And till the day I do love, PS I love you, you you you.

Bb C D DDDDD
I love you.

```
***** `&' *****
** # Franz Lemmermeyer **
** # Erwin-Rohde-Str. 19 **
** #_ 69120 Heidelberg **
** ( # ) **
** / O \ hb3@ix.urz.uni-heidelberg.de **
** ( === ) http://ix.urz.uni-heidelberg.de/~hb3/ **
**** `---' *****
```

Baby it's you

From: victor perez

Baby It's You

By

The Beatles

G Em
 Sha la la la la la la (3x's)
 C
 I's not the way you smile
 G
 that touched my heart.
 C
 It's not the way you kiss
 G
 that tears apart.
 Em
 But how many many many nights go by
 Am G Em
 I sit alone at home and i cry over you. What can I do?
 C D G Em G
 Can't help myself cause baby it's you. Baby it's you.

C G
 You should hear what they say about you cheat cheat
 C G
 They say they say you never never ever been true
 Em
 Wo ho it doesn't matter what they say
 Am
 I know I'm gonna love you any old way
 G Em
 What can I do then it's true.
 C D
 Don't want nobody nobody
 G Em G
 Cause baby it's you. Baby it's you.

Solo Chords: |:Em|C|D|G|G|D|G| :||

any questions u know where to find me

z10cc@cunnyvm.edu**Do you want to know a secret**

From

uunet!olivea!decwrl!pa.dec.com!oct17.dfe.dec.com!ryn.mro4.dec.com!elwood.enet.de
c.com!hertzberg Fri Jul 31 18:09:54 PDT 1992

Article: 1275 of alt.guitar.tab

Path:

nevada.edu!uunet!olivea!decwrl!pa.dec.com!oct17.dfe.dec.com!ryn.mro4.dec.com!elw
ood.enet.dec.com!hertzbergFrom: hertzberg@elwood.enet.dec.com (Marc Hertzberg (History: Love It Or Leave
It))

Newsgroups: alt.guitar.tab
 Subject: Re: Do You Want To Know A Secret
 Message-ID: <1992Jul31.190039.6240@ryn.mro4.dec.com>
 Date: 31 Jul 92 19:00:39 GMT
 References: <92212.160902ICOURIER@ASUACAD.BITNET>
 Sender: news@ryn.mro4.dec.com (USENET News System)
 Reply-To: hertzberg@elwood.enet.dec.com (Marc Hertzberg (History: Love It Or Leave It))
 Organization: Digital Equipment Corporation
 Lines: 77

Ask me any Beatles song!

Marc

Do You Want To Know A Secret

Em Am Em
 You'll never know how much I really love you

G F B6
 You'll never know how much I really care

E G#m-Gm-F#m B7 E
 Listen do you want to know a secret

G#m-Gm-F#m B7 E G#m-Gm-F#m B6/F
 do you promise not to tell wooooooooooah

E G#m-Gm-F#m B7 E
 Closer let me whisper in your ear

G#m-Gm-F#m B7 A B7
 say the words you long to hear

C#m F#m B6
 I'm in love with you ooooooooo

E G#m-Gm-F#m B7 E G#m-Gm-F#m
 Listen (do dah do) do you want to know a secret (do dah do)

B7 E G#m-Gm-F#m B6/F
 do you promise not to tell (do dah do) woah

E G#m-Gm-F#m B7 E G#m-Gm-F#m
 Closer (do dah do) let me whisper in your ear (do dah do)

B7 A B7
 say the words you long to hear

C#m F#m B6
 I'm in love with you ooooooooo

A F#m C#m Bm
 I've know the secret for the week or two

A F#m C#m Bm F#m B6

Nobody knows just we two

E G#m-Gm-F#m B7 E G#m-Gm-F#m
Listen (do dah do) do you want to know a secret (do dah do)

B7 E G#m-Gm-F#m B6/F
do you promise not to tell (do dah do) woah

E G#m-Gm-F#m B7 E G#m-Gm-F#m
Closer (do dah do) let me whisper in your ear (do dah do)

B7 A B7
say the words you long to hear

C#m F#m B6 C#m
I'm in love with you oooooo

F#m B6 C#m
Ooooo ooooo ooooo ooooo ooooo

F#m B6 C#m
Ooooo ooooo ooooo ooooo ooooo

F#m B6 C#m
Ooooo ooooo ooooo ooooo ooooo

A taste of honey

{Sent by Igor Travenec, travenec@savba.sk}

A Taste of Honey Scott-Marlow (performed by Beatles 1962)
^^^^^^

A taste of [Ami]honey, [C]tasting much [G]sweeter than [Ami]wine

I [Ami]dream of [C]your first [G7]kiss and [D]then
I [Ami]feel a[C]part, my [G7]lips are [D]gett'n
A taste of [Ami]honey, [C]tasting much [G]sweeter than [Ami]wine

{Chorus:}
I [A]will re[C]turn, yes [D]I will re[Emi]turn
I'll come [F]back for the [G]honey and [Ami]you.

Those was a kiss that avowed my heart
They ring (in) still, though you far will part
A taste of honey, tasting much sweeter than wine

{Chorus.}

P.S. The words in 2nd verse are only aproximate, so are some chords
in the chorus, too.

There's a place

There's a place
(by John Lennon and Paul McCartney)

Guitar Intro (2 times):

E	A
* * * *	* * * *
-----	-----
--4-----5--	-----
-----4--	-----
-----	--6-----
-----	-----
-----	-----

* * *	* * *
A	E A
There _____	There's a
E place	A where I can
E go	A When I feel
E low	C#m When I feel
E blue_____	A And it's my
G#m mind_____	A and there's
E time_____	A When I ' m a-
C#m lone	I _____
E A E	
think of you	the things you do
A Go round my head	C#7 the things you've
B said_____ Like I love	A only
B you	
C#m in my mind there's no sorrow	F#7
E Don't you know that it's	
G# so	C#m There'll be no sad to tom -
F#m orrow	E Don't you know that it's
G# so	C#m There_____
there's	

Outro (3 times):

A	E
There's a place	

I	Transcribed by the Beatles Central Team	I
I	E-mail: jpgr_beatles@yahoo.com	I
I	Visit Beatles Central for more great Beatles tabs and midis(220+ each).	I
I	Every album covered! http://members.tripod.com/jpgr_beatles/index.html	I

Twist and shout

From
uunet!paladin.american.edu!darwin.sura.net!wupost!psuvax1!rutgers!cbmvax!macon
Thu Jul 2 11:00:22 PDT 1992
Article: 481 of alt.guitar.tab
Path:
nevada.edu!uunet!paladin.american.edu!darwin.sura.net!wupost!psuvax1!rutgers!cbm
vax!macon
From: macon@cbmvax.commodore.com (Glen Macon)
Newsgroups: alt.guitar.tab
Subject: music : twist and shout
Keywords: beatles
Message-ID: <32706@cbmvax.commodore.com>
Date: 2 Jul 92 14:01:22 GMT
Sender: news@cbmvax.commodore.com
Reply-To: macon@cbmvax.commodore.com (Glen Macon)
Organization: COMMODORE West Cester PA
Lines: 66

023

Title: TWIST AND SHOUT (Beatles)
C F G F C F G F

Well shake it up baby now, twist and shout
Come on come on come on come on baby , now work it on out
Well work it on out , you know you look so good
You know you got me goin' now , just like you knew you would

(break) ||: C F G F :|| x4

G
Ahh Ahh Ahh Ahh Ahh

Well shake it up baby now, twist and shout
Come on come on come on come on baby , now work it on out
You know you twist it little girl , you know you twist so fine
Come on and twist a little closer now, and let me know that you're mine


(break)

Well shake it up baby now, twist and shout
Come on come on come on come on baby , now work it on out

You know you twist it little girl , you know you twist so fine
Come on and twist a little closer now, and let me know that you're mine

(break)

Well shake it shake it shake it baby now
Well shake it shake it shake it baby now
Well shake it shake it shake it baby now



Glen Macon
any-net: macon@cbmvax.commodore.com
Standard disclaimer...
Commodore doesn't endorse what I say, I do
Who wants to know...

All those moments will be lost in time, like tears in the rain.

With the Beatles

22 November 1963 UK (Parlophone)



It won't be long

TAB: It Won't Be Long

MUSIC BY: The Beatles (From the With The Beatles album)

TABBED BY: The Beatles Central Team (jpgr_beatles@yahoo.com)

Intro:

```

                C#m
It won't be long Yeah (yeah) Yeah (yeah) Yeah
                E
It won't be long Yeah (yeah) Yeah (yeah) Yeah
                C#m                A                E
It won't be long Yeah (yeah) till I belong to you
    
```

Fill 1: (Played Twice)

```

    E
E |-----|
B |-----|
G |-----|
D |-----2---1-----|
A |-----2/4-2-----|
E |-0-----3-----|
    ^         ^         ^         ^
    
```

Verse 1:

```

A                C                E
Every night when everybody has fun (Fill 1)
A                C                E
Here I am sitting all on my own (Fill 1)
    
```

Fill 2:

E

E	-----
B	-----
G	-----
D	-----2---1-----
A	-----2/4-2-----2---
E	0-----4-----
	^ ^ ^ ^

Chorus:

C#m
 It won't be long Yeah (yeah) Yeah (yeah) Yeah
 E
 It won't be long Yeah (yeah) Yeah (yeah) Yeah
 C#m A E
 It won't be long Yeah (yeah) till I belong to you (Fill 1 two times)

Bridge:

E D#
 Since you left me I'm so alone
 D C#7
 Now you're coming you're coming on home
 A B7
 I'll be good like I know I should
 F#m7 B7
 You're coming home you're coming home

Verse 2:

A C E
 Every night the tears come down from my eyes (Fill 1)
 A C E
 Every day I've done nothing but cry (Fill 1) (Fill2)

Chorus:

C#m
 It won't be long Yeah (yeah) Yeah (yeah) Yeah
 E
 It won't be long Yeah (yeah) Yeah (yeah) Yeah
 C#m A E
 It won't be long Yeah (yeah) till I belong to you (Fill 1 two times)

Bridge:

E D#
 Since you left me I'm so alone
 D C#7
 Now you're coming you're coming on home
 A B7
 I'll be good like I know I should
 F#m7 B7
 You're coming home you're coming home

Verse 3:

A C E
 Every day we'll be happy I know (Fill 1)
 A C E
 Now I know that you won't leave me no more (Fill 1) (Fill2)

Chorus:

C#m
 It won't be long Yeah (yeah) Yeah (yeah) Yeah
 E
 It won't be long Yeah (yeah) Yeah (yeah) Yeah
 C#m A
 It won't be long Yeah (yeah) till I belong to you
 G F#7 Fmaj7 Emaj7
 Woooo

 | Tabbed By the Beatles Central Team (jpgr_beatles@yahoo.com) |
 | Visit Beatles Central for every major release by The Beatles |
 | in MIDI and Tab form (over 250 songs), as well as biographies. |
http://members.tripod.com/~jpgr_beatles/index.html

All I've got to do

{Sent by Igor Travenec, travenec@savba.sk}

All I've Got To Do Lennon / McCartney

1. Whenever [Ami]I want you a[C]round, yeah,
 All I gotta [Ami]do, is [Dmi]call you on the phone,
 [Dmi7]And you'll come running home,
 [Fmi]Yeah that's all I [C]gotta do.

2. And when I, I wanna kiss you yeah,
 All I gotta do is whisper in your ear
 the words you want to hear,
 And I'll be kissing you.

{Middle:}

And the same goes for [F]me, whenever you want me at all,
 I'll be [Ami]here, yes I will, whenever you call,
 You [F]just gotta call on [C]me, [Ami]yeah,
 You [F]just gotta call on [C]me.

3. And when I, I wanna kiss you, yeah,
 All I wanna do is call you on the phone,
 and you'll come running home,
 Yeah that's all I gotta do.
 Hm-m[Ami]m-m-m-m-m m-m-m-m [C]m.

All my loving

From: Harlan L Thompson

ALL MY LOVING- The Beatles

F#m B7
 Close your eyes and I'll kiss you
 E C#m
 Tomorrow I'll miss you
 A F#m D B7
 Remember I'll always be true
 F#m B7
 And then while I'm away
 E C#m
 I'll write home every day
 A B7 E
 And I'll send all my loving to you

I'll pretend that I'm kissing
 the lips I am missing
 And hope that my dreams will come true
 And then while I'm away
 I'll write home every day
 And I'll send all my loving to you

CHORUS:

C#m C+ E
 All my loving I will send to you
 C#m C+ E
 All my loving, darling I'll be true

VERSE ONE, CHORUS

C#m E
 All my loving, all my loving ...

C+: x 3 2 1 1 0

(from With The Beatles, 1963)
 (sent by Harlan at harlant@hawaii.edu)

Don't bother me

TAB: Don't Bother Me
 MUSIC BY: The Beatles (From the With the Beatles album)
 TABBED BY: The Beatles Central Team (jpgr_beatles@yahoo.com)

Intro:

D

E	-----	-----
B	-----	-----
G	-----	-----
D	-0-----4-----	-2-----0-----
A	-----	-----
E	-----	-----
	^ ^ ^ ^	^ ^ ^ ^

Verse:

Em
 Since she's been gone
 B7 A7 G7
 I want no one to talk to me
 Em B7 A7
 It's not the same but I'm to blame
 D G
 It's plain to see So go away
 Em A
 And leave me alone Don't bother me
 Em
 I can't believe
 B7 A7 G7
 That she would leave me on my own
 Em B7 A7
 It's just not right where every night
 D G
 I'm all alone I've got no time
 Em A
 For you right now Don't bother me

Bridge:

Em D Em
 I know I'll never be the same
 D Em
 If I don't get her back again
 Bm Am
 Because I know she'll always be
 C Em
 The only girl for me But till she's here

Verse:

B7 A7 G7
 Please don't come near Just stay away
 E7 B7 A7
 I'll let you know when she's come home
 D G
 Till that day
 Em A Em
 Don't come around leave me alone dont bother me

Solo:

		B7
E	-7-----	-----
B	-8-----	-----4-----
G	-9-----0---2-----2---	-/4-----4-----0h4-----
D	-9-----2-----	-----
A	-7-----	-----
E	-----	-----
	^ ^ ^ ^	^ ^ ^ ^
	A7	G7
E	-----3---5---5b7-5---3-----	-----
B	-----5-----	-----5-----5---5---3h5---3-----
G	-----	-----
D	-----	-----
A	-----	-----
E	-----	-----
	^ ^ ^ ^	^ ^ ^ ^
	E7	B7
E	-----	-----
B	-----	-----3-----3-----
G	-4-----0---2-----2---	-/4-----4---2---4-----

```

D |-----2-----|-----|
A |-----|-----|
E |-----|-----|
  ^       ^       ^       ^       ^       ^       ^       ^
  A7           D           G

E |-----|-----|
B | -3/5-----5-----5p3-----|
G |-----4-----2-----| -4-----4-----4\2-----|
D |-----|-----|
A |-----|-----|
E |-----|-----|
  ^       ^       ^       ^       ^       ^       ^       ^
  
```

Verse:

```

G
                I've got no time
Em                A
For you right now    Don't bother me
  
```

Bridge:

```

Em                D                Em
I know I'll never be the same
                D                Em
If I don't get her back again
                Bm                Am
Because I know she'll always be
                C                Em
The only girl for me    But till she's here
  
```

Verse:

```

B7                A7                G7
Please don't come near    Just stay away
E7                B7                A7
I'll let you know when she's come home
                D                G
Till that day
                Em                A                Em
Don't come around leave me alone dont bother me
  
```

Coda:

```

A                Em
Don't bother me
A                Em
Don't bother me
A                Em
Don't bother me
A                Em
Don't bother me
  
```

```

-----|
|  Tabbed By the Beatles Central Team (jpgr_beatles@yahoo.com)  |
|  Visit Beatles Central for every major release by The Beatles  |
|  in MIDI and Tab form (over 250 songs), as well as biographies. |
|  http://members.tripod.com/~jpgr_beatles/index.html            |
-----|
  
```

Little child

TAB: Little Child

A E7
 B7 A F#7 B7

When you're

Verse 1:

E B7
 by my side you're the only one Don't you
 E
 run and hide Just come on come on So come
 F#7 B7
 on, come on, come on Little Child

Chorus 3:

E7 Little Child
 Little Child
 E7 A E7
 Won't you dance with me?
 I'm A
 B7 so sad and lonely
 F#7 B7 E C#7
 Baby take a chance with me oh yeah
 F#7 B7 E C#7
 Baby take a chance with me oh yeah
 F#7 B7 E C#7
 Baby take a chance with me oh yeah

 | Tabbed By the Beatles Central Team (jpgr_beatles@yahoo.com) |
 | Visit Beatles Central for every major release by The Beatles |
 | in MIDI and Tab form (over 250 songs), as well as biographies. |
http://members.tripod.com/~jpgr_beatles/index.html

Till there was you

From: prusso@dsna12.na.infn.it (Guido Russo)

The Beatles - TILL THERE WAS YOU

words: founded in thin site music: acoustic

Intro

-1-----	-----	-----	-----
---1---	-----	---3---	-----
-----2-	-----	---3---	-----
-----	---4-----	-----5-	-----
-----	-----	-----	---3---
-----	-----	-----	-----
F	B7/9- (1)	Gm	C7/9
	F	B7/9- (1)	

There were bells on a hill
 Gm Bbm
 But I never heard them ringing
 F Am G#m Gm C7/9
 No I never heard them at all
 F Gm C7/9
 Till there was you

 F B7/9- (1)
 There were birds in the sky
 Gm Bbm
 But I never saw them winging
 F Am G#m Gm C7/9
 No I never saw them at all
 F B7/9- (2)
 Till there was you

 Bb Bbm F
 Then there was music and wonderful roses
 D Gm Gm7+ G7 C7 (2) C7/5+
 They tell me in sweet fragrant meadows of dawn and you

 F B7/9- (1)
 There was love all around
 Gm Bbm
 But I never heard it singing
 F Am G#m Gm C7/9
 No I never heard it at all
 F Gm C7/9
 Till there was you

Then the solo. It's played by two guitars, so I tried to merge the lines

-----	---1-----	-----	-----	-----	---3-5-3-	-5-3-5-3-
-----	-1---3-1-	-----	-----1-4---	-3-1-----	---3-3-3-	-3-3-3-3-
-2-3-	-----	-3-2-0-	---2-----	-----3-2-	-3-3-3-3-	-3-3-3-3-
-----	-----	-----3-	-4-----	-----	-----	-----
-----	-----	-----	-----	-----	-----	-----
-----	-----	-----	-----	-----	-----	-----
	F		B7/9- (1)		Gm	

---6-8-6-	-8-6-8-6-	-- -10-	-8--7---	-6--	-5-----	-1-1---	-----
---6-6-6-	-6-6-6-6-	-- -10-	-5--4---	-3--	-5-----	-----1-	-----
-6-6-6-6-	-6-6-6-6-	-- -10-	-5--4---	-3--	-3-----	-----	-2---
-----	-----	-10-- -	-7--6---	-5--	-5-----	-----	-----
-----	-----	-----	-----	-----	-3-----	-----	-----0-
-----	-----	-----	-----	-----	-3-----	-----	-----
Bbm	F	Am G#m	Gm	C7/6	F		

-----	-----1-
-----	---1---
-----	-2-----
---1-4-	-----
-3-----	-----
-----	-----
B7/9- (2)	Then there was

 Bb Bbm F
 music and wonderful roses
 D Gm Gm7+ G7 C7 (2) C7/5+
 They tell me in sweet fragrant meadows of dawn and you

F B7/9- (1)
There was love all around
 Gm Bbm
But I never heard it singing
 F Am G#m Gm C7/9
No I never heard it at all
 F
Till there was you

 C E C7 (1) F C# F F7+
Tiiiiiiii there was youuuuuuuuuuuuuuu

1 111111	2 111111	3 -0-----	3 111111	=====	6 111111
---2---	-2-----	--1-2-	-----	-----	-----
-34---	--3-4-	---3-4	-34---	--1---	-34---
-----	-----	-----	-----	-2-34-	-----
F	B7/9- (1)	B7/9- (2)	Gm	C7/9	Bbm

5 111111	4 111111	6 111111	2 111111	3 111111	3 111111
-----	-----	---2---	-----2-	--2---	---2---
-34---	-34---	-34---	--3---	-3---	-3---
-----	-----	-----	-4-----	-----	-----4-
Am	G#m	Bb	D	Gm7+	G7

=====	3 111111	=====	=====	4 111111	=====
---1---	-----	---1---	---1---	-----	---1---
--2---	--3-4-	--2---	-23---	--234-	--2---
-3-4---	-----	-3-----	-----	-----	-34---
C7 (1)	C7 (2)	C	E	C#	F7+

Please Mr. Postman

From G.Renfrew@gcal.ac.uk Sun Apr 27 11:27:42 1997
Date: Mon, 7 Apr 1997 09:35:57 +0100
From: Graeme Renfrew <G.Renfrew@gcal.ac.uk>
To: guitar@olga.net
Subject: The Beatles : please_mister_postman.crd

Please Mister Postman (Holland)
The Beatles
(From 'With The Beatles')

Lyrics patched together from Beatles and the
Marvellete's(?) version.

Intro

A
(Wait!) Oh yeah, wait a minute mister postman
F#m
(Wait!) Waa--aa-aaaaa-----ait mister postman

Chorus

A
Mister postman look and see (oh yeah)
F#m
Is there a letter in your bag for me? (Please, please, mr postman)

D
I've been waiting such a long time (woah yeah)
E
Since I heard from that girlfriend of mine

Verse 1

A
There must be some word today
F#m
>From my girlfriend so far away
D
Please Mr. Postman look and see
E
If there's a letter, a letter for me

Verse 2 (do you see a chord pattern emerging?....)

I've been standing waiting mister postman
So - ooo --o ooo so patiently
For just a card or just a letter
Saying she's returning home to me

Chorus

Verse 3

So many days you pass me by
You saw the tear standing in my eye
You wouldn't stop to make me feel better
By leaving me a card or a letter

Chorus

Outro

You better wait a minute, wait a minute (oh yeah)
Wait a minute, wait a minute (You gotta)
Wait a minute, wait a minute
Check it and see one more time for me (You gotta)

Wait a minute, wait a minute (oh yeah)
Wait a minute, wait a minute (oh yeah)
Mister po-oo---ooo--stman,
Deliver the de letter the sooner the better

Wait a minute, wait a minute etc.....

Pretty simple stuff.
Graeme
G.Renfrew@gcal.ac.uk
06/04/97

Roll over Beethoven

Sender: "TPLBA" <TPLBA@aol.com>

Roll Over Beethoven
Chuck Berry

E

I'm gonna write a little letter,

E

Gonna mail it to my local DJ.

A

It's a rockin' rhythm record

E

I want my jockey to play.

B

E

Roll over Beethoven, I gotta hear it again today.

You know, my temperature's risin'

And the jukebox blows a fuse.

My heart's beatin' rhythm

And my soul keeps on singin' the blues.

Roll over Beethoven and tell Tchaikovsky the news.

I got the rockin' pneumonia,

I need a shot of rhythm and blues.

I think I'm rollin' arthritis

Sittin' down by the rhythm review.

Roll over Beethoven rockin' in two by two.

BRIDGE

E

well, if you feel you like it

E

go get your lover, then reel and rock it.

E

A

roll it over and move on up just

A

E

a trifle further and reel and rock it, roll it over,

E B

roll over Beethoven rockin' in two by two.

Well, early in the mornin' I'm a-givin' you a warnin'

Don't you step on my blue suede shoes.

Hey diddle diddle, I am playin' my fiddle,

Ain't got nothin' to lose.

Roll over Beethoven and tell Tchaikovsky the news.

You know she wiggles like a glow worm,

Dance like a spinnin' top.

She got a crazy partner,

Oughta see 'em reel and rock.

Long as she got a dime the music will never stop.

Roll over Beethoven,

Roll over Beethoven,

Roll over Beethoven,

Roll over Beethoven,

Roll over Beethoven and dig these rhythm and blues.

Hold me tight

TAB: Hold Me Tight

MUSIC BY: The Beatles (From the With the Beatles album)

TABBED BY: The Beatles Central Team (jpgr_beatles@yahoo.com)

Intro:

F	C7
	It feels alright now
E -----	-----
B -----	-----
G -----	-----
D -----	-----
A -----3--3-----	-----2--2--2--2-----
E ---1--1--4--5-----5--1---	-----3--3--3--3-----
^ ^ ^ ^	^ ^ ^ ^

Verse 1:

F	Bb7
Hold me tight	
E -----	-----
B -----	-----
G -----	-----
D -----	-----
A -----3--3-----	-----6--6-----
E ---1--1--4--5-----5--1---	-----4--5--8--8--5-----
^ ^ ^ ^	---/6--6-----1---
	^ ^ ^ ^

G7	C7
Tell me I'm the	only one, and
E -----	-----
B -----	-----
G -----	-----
D -----	-----
A -----1--2--5--5--1--2---	-----3--3-----
E ---/3--3-----	-----1--2--5--5--5-----
^ ^ ^ ^	---3--3-----3---
	^ ^ ^ ^

F	Bb7
then, I might	
E -----	-----
B -----	-----
G -----	-----
D -----	-----
A -----3--3-----	-----6--6-----
E ---1--1--4--5-----5--1---	-----4--5--8--8--5-----
^ ^ ^ ^	---/6--6-----1---
	^ ^ ^ ^

G7	C7
Never be the	lonely one, so
E -----	-----
B -----	-----
G -----	-----
D -----	-----
A -----1--2--5--5--1--2---	-----3--3-----
E ---/3--3-----	-----1--2--5--5--5-----
^ ^ ^ ^	---3--3-----3---
	^ ^ ^ ^

F	F7
Hold me tight	tonight
E -----	-----
B -----	-----
G -----	-----
D -----	-----
A -----3--3-----	-----3--3-----
E ---1--1--4--5-----4--5---	-----1--1--4--5-----4--5---
^ ^ ^ ^	^ ^ ^ ^

Bb

tonight

Bbm

It's

E	-----	-----
B	-----	-----
G	-----	-----
D	-3---3---3---3---3---3---3---3---	-3---3---3---3---3---3---3---3---
A	-1---1---1---1---1---1---1---1---	-1---1---1---1---1---1---1---1---
E	-----	-----

F
you

Bbm

You you

E	-----	-----
B	-----	-----
G	-----	-----
D	-----	-3---3---3---3---3---3---3---3---
A	-----3---3-----	-1---1---1---1---1---1---1---1---
E	-1---1---4---5-----4---5---	-----

F
you

C7

ooh-ooh-ooh-ooh

E	-----	-----
B	-----	-----
G	-----	-----
D	-----	-5---5-----5---X---7---X---
A	-----3---3-----	-3---3---6---7-----
E	-1---1---4---5-----5---1---	-----

Verse 2:

F
Hold me tight

Bb7

E	-----	-----
B	-----	-----
G	-----	-----
D	-----	-----6---6-----
A	-----3---3-----	-----4---5---8---8---5---
E	-1---1---4---5-----5---1---	-/6--6-----1---

G7
Let me go on

C7

loving you To-

E	-----	-----
B	-----	-----
G	-----	-----3---3-----
D	-----	-----1---2---5---5---5---
A	-----1---2---5---5---1---2---	-3---3-----3---
E	-/3--3-----	-----

F
night, tonight

Bb7

E	-----	-----
B	-----	-----
G	-----	-----
D	-----	-----6---6-----
A	-----3---3-----	-----4---5---8---8---5---
E	-1---1---4---5-----5---1---	-/6--6-----1---

G7
Making love to

C7

only you, so

E	-----	-----
B	-----	-----
G	-----	-----3---3-----
D	-----	-----1---2---5---5---5---
A	-----1---2---5---5---1---2---	-3---3-----3---

E		-/3--3-----		-----
		^ ^ ^ ^		^ ^ ^ ^
		F		F7
		Hold me tight		tonight

E		-----		-----
B		-----		-----
G		-----		-----
D		-----		-----
A		-----3--3-----		-----3--3-----
E		-1--1--4--5--		-1--1--4--5--
		^ ^ ^ ^		^ ^ ^ ^
		Bb		Bbm
		tonight		It's

E		-----		-----
B		-----		-----
G		-----		-----
D		-3--3--3--3--3--3--3--3--		-3--3--3--3--3--3--3--3--
A		-1--1--1--1--1--1--1--1--		-1--1--1--1--1--1--1--1--
E		-----		-----
		^ ^ ^ ^		^ ^ ^ ^
		F		Bbm
		you		You you

E		-----		-----
B		-----		-----
G		-----		-----
D		-----		-3--3--3--3--3--3--3--3--
A		-----3--3-----		-1--1--1--1--1--1--1--1--
E		-1--1--4--5--		-----
		^ ^ ^ ^		^ ^ ^ ^
		F		C7
		you		ooh-ooh-ooh-ooh
				Don't

E		-----		-----
B		-----		-----
G		-----		-----
D		-----		-----
A		-----3--3-----		-----2--3--6--3-----
E		-1--1--4--5--		-4--4--4--4--X--
		^ ^ ^ ^		^ ^ ^ ^

Bridge:

		F		Ab7
		know,		what it means to
E		-----		-----
B		-----		-----
G		-----		-----
D		-----		-----4--4-----
A		-----3--3-----		-----2--3--6--6--6--3--
E		-1--1--4--5--		-4--4--4--4--
		^ ^ ^ ^		^ ^ ^ ^

		F		Bb7
		hold you tight		Being here
E		-----		-----
B		-----		-----
G		-----		-----
D		-----		-----6--6-----
A		-----3--3-----		-----4--5--8--8--8--5--
E		-1--1--4--5--		-/6--6--6--6--
		^ ^ ^ ^		^ ^ ^ ^

		Gm		G7
		alone tonight with you		It
E		-----		-----
B		-----		-----

G	-----	-----
D	-5---5-----5---5---5-----5---	-5---5-----5---5---5---5---
A	-5---5-----5---5---5-----5---	-5---5-----5---5---5---5---
E	-----	-----6---7-----
	^ ^ ^ ^	^ ^ ^ ^

C7
feels alright now

E	-----
B	-----
G	-----
D	-5---5-----5---5-----
A	-3---3---6---7-----7---3---
E	-----
	^ ^ ^ ^

Verse 3:

F
Hold me tight

Bb7

E	-----	-----
B	-----	-----
G	-----	-----
D	-----	-----6---6-----
A	-----3---3-----	-----4---5---8---8---5-----
E	-1---1---4---5-----5---1---	-/6--6-----1---
	^ ^ ^ ^	^ ^ ^ ^

G7
Tell me I'm the

C7
only one, and

E	-----	-----
B	-----	-----
G	-----	-----3---3-----
D	-----	-----1---2---5---5---5-----
A	-----1---2---5---5---1---2---	-3---3-----3---
E	-/3--3-----	-----
	^ ^ ^ ^	^ ^ ^ ^

F
then, I might

Bb7

E	-----	-----
B	-----	-----
G	-----	-----
D	-----	-----6---6-----
A	-----3---3-----	-----4---5---8---8---5-----
E	-1---1---4---5-----5---1---	-/6--6-----1---
	^ ^ ^ ^	^ ^ ^ ^

G7
Never be the

C7
lonely one, so

E	-----	-----
B	-----	-----
G	-----	-----3---3-----
D	-----	-----1---2---5---5---5-----
A	-----1---2---5---5---1---2---	-3---3-----3---
E	-/3--3-----	-----
	^ ^ ^ ^	^ ^ ^ ^

F
Hold me tight

F7

tonight

E	-----	-----
B	-----	-----
G	-----	-----
D	-----	-----
A	-----3---3-----	-----3---3-----
E	-1---1---4---5-----4---5---	-1---1---4---5-----4---5---
	^ ^ ^ ^	^ ^ ^ ^

<p>Bb</p> <p>tonight</p> <p>E -----</p> <p>B -----</p> <p>G -----</p> <p>D -3--3--3--3--3--3--3--3--3--</p> <p>A -1--1--1--1--1--1--1--1--1--</p> <p>E -----</p> <p>^ ^ ^ ^</p> <p>F</p> <p>you</p> <p>E -----</p> <p>B -----</p> <p>G -----</p> <p>D -----</p> <p>A -----3--3--</p> <p>E -1--1--4--5--4--5--</p> <p>^ ^ ^ ^</p> <p>F</p> <p>you</p>	<p>Bbm</p> <p>It's</p> <p>E -----</p> <p>B -----</p> <p>G -----</p> <p>D -3--3--3--3--3--3--3--3--</p> <p>A -1--1--1--1--1--1--1--1--</p> <p>E -----</p> <p>^ ^ ^ ^</p> <p>Bbm</p> <p>You you</p> <p>E -----</p> <p>B -----</p> <p>G -----</p> <p>D -3--3--3--3--3--3--3--3--</p> <p>A -1--1--1--1--1--1--1--1--</p> <p>E -----</p> <p>^ ^ ^ ^</p> <p>C7</p> <p>oooh-oooh-oooh-oooh</p> <p>E -----</p> <p>B -----</p> <p>G -----</p> <p>D -----</p> <p>A -----3--3--</p> <p>E -1--1--4--5--5--1--</p> <p>^ ^ ^ ^</p> <p>C7</p> <p>oooh-oooh-oooh-oooh</p> <p>E -----</p> <p>B -----</p> <p>G -----</p> <p>D -5--5--5--X--7--X--</p> <p>A -3--3--6--7--</p> <p>E -----</p> <p>^ ^ ^ ^</p>
--	--

Verse 4:

<p>F</p> <p>Hold me tight</p> <p>E -----</p> <p>B -----</p> <p>G -----</p> <p>D -----</p> <p>A -----3--3--</p> <p>E -1--1--4--5--5--1--</p> <p>^ ^ ^ ^</p> <p>G7</p> <p>Let me go on</p> <p>E -----</p> <p>B -----</p> <p>G -----</p> <p>D -----</p> <p>A -----1--2--5--5--1--2--</p> <p>E -/3--3--</p> <p>^ ^ ^ ^</p> <p>F</p> <p>night, tonight</p> <p>E -----</p> <p>B -----</p> <p>G -----</p> <p>D -----</p> <p>A -----3--3--</p> <p>E -1--1--4--5--5--1--</p> <p>^ ^ ^ ^</p> <p>G7</p> <p>Making love to</p>	<p>Bb7</p> <p>E -----</p> <p>B -----</p> <p>G -----</p> <p>D -----6--6--</p> <p>A -----4--5--8--8--5--</p> <p>E -/6--6--</p> <p>^ ^ ^ ^</p> <p>C7</p> <p>loving you To-</p> <p>E -----</p> <p>B -----</p> <p>G -----3--3--</p> <p>D -----1--2--5--5--5--</p> <p>A -3--3--</p> <p>E -----</p> <p>^ ^ ^ ^</p> <p>Bb7</p> <p>E -----</p> <p>B -----</p> <p>G -----</p> <p>D -----6--6--</p> <p>A -----4--5--8--8--5--</p> <p>E -/6--6--</p> <p>^ ^ ^ ^</p> <p>C7</p> <p>only you, so</p> <p>E -----</p> <p>B -----</p> <p>G -----3--3--</p>
--	--

D |-----1---2---5---5---1---2---|-----1---2---5---5---5---5---|
 A |-----1---2---5---5---1---2---|-----3---3-----3---3---|
 E |-/3---3-----|-----|
 ^ ^ ^ ^ ^ ^ ^ ^ ^ ^

F
Hold me tight

F7
tonight

E |-----|-----|
 B |-----|-----|
 G |-----|-----|
 D |-----|-----|
 A |-----3---3-----|-----3---3-----|
 E |-1---1---4---5---|-----4---5---|
 ^ ^ ^ ^ ^ ^ ^ ^

Bb
tonight

Bbm
It's

E |-----|-----|
 B |-----|-----|
 G |-----|-----|
 D |-3---3---3---3---3---3---3---3---|
 A |-1---1---1---1---1---1---1---1---|
 E |-----|-----|
 ^ ^ ^ ^ ^ ^ ^ ^ ^ ^

F
you

Bbm
You you

E |-----|-----|
 B |-----|-----|
 G |-----|-----|
 D |-----|-----|
 A |-----3---3-----|-----|
 E |-1---1---4---5---|-----4---5---|
 ^ ^ ^ ^ ^ ^ ^ ^

F
you ooh-ooh-ooh-ooh

C7
Don't

E |-----|-----|
 B |-----|-----|
 G |-----|-----|
 D |-----|-----|
 A |-----3---3-----|-----2---3---6---3---|
 E |-1---1---4---5---|-----5---1---|
 ^ ^ ^ ^ ^ ^ ^ ^ ^ ^ ^ ^ ^ ^ ^ ^ ^

Bridge:

F
know,

Ab7
what it means to

E |-----|-----|
 B |-----|-----|
 G |-----|-----|
 D |-----|-----|
 A |-----3---3-----|-----4---4-----|
 E |-1---1---4---5---|-----5---1---|
 ^ ^ ^ ^ ^ ^ ^ ^ ^ ^

F
hold you tight

Bb7
Being here

E |-----|-----|
 B |-----|-----|
 G |-----|-----|
 D |-----|-----|
 A |-----3---3-----|-----6---6-----|
 E |-1---1---4---5---|-----5---1---|
 ^ ^ ^ ^ ^ ^ ^ ^ ^ ^ ^

Gm
alone tonight with you

G7
It

E	-----	-----
B	-----	-----
G	-----	-----
D	-5---5-----5---5---5-----5-	-5---5-----5---5---5-----5-
A	-5---5-----5---5---5-----5-	-5---5-----5---5---5-----5-
E	-----	-----
	^ ^ ^ ^	^ ^ 6 7 ^ ^

C7
feels alright now

E	-----
B	-----
G	-----
D	-5---5-----5---5-
A	-3---3---6---7-----7---3-
E	-----
	^ ^ ^ ^

Verse 5:

F
Hold me tight

Bb7

E	-----	-----
B	-----	-----
G	-----	-----
D	-----	-----6---6-----
A	-----3---3-----	-----4---5---8---8---5-----
E	-1---1---4---5-----5---1-	-/6---6-----1-
	^ ^ ^ ^	^ ^ ^ ^

G7
Tell me I'm the

C7
only one, and

E	-----	-----
B	-----	-----
G	-----	-----3---3-----
D	-----	-----1---2---5---5---5-----
A	-----1---2---5---5---1---2-	-3---3-----3-
E	-/3--3-----	^ ^ ^ ^
	^ ^ ^ ^	^ ^ ^ ^

F
then, I might

Bb7

E	-----	-----
B	-----	-----
G	-----	-----
D	-----	-----6---6-----
A	-----3---3-----	-----4---5---8---8---5-----
E	-1---1---4---5-----5---1-	-/6---6-----1-
	^ ^ ^ ^	^ ^ ^ ^

G7
Never be the

C7
lonely one, so

E	-----	-----
B	-----	-----
G	-----	-----3---3-----
D	-----	-----1---2---5---5---5-----
A	-----1---2---5---5---1---2-	-3---3-----3-
E	-/3--3-----	^ ^ ^ ^
	^ ^ ^ ^	^ ^ ^ ^

F
Hold me tight

F7

tonight

E	-----	-----
B	-----	-----
G	-----	-----
D	-----	-----
A	-----3---3-----	-----3---3-----

E		-1---	1---	4---	5---	-----	4---	5---		-1---	1---	4---	5---	-----	4---	5---
		^		^		^		^		^		^		^		^
		Bb								Bbm						
							tonight								It's	
E		-----	-----	-----	-----	-----	-----	-----		-----	-----	-----	-----	-----	-----	-----
B		-----	-----	-----	-----	-----	-----	-----		-----	-----	-----	-----	-----	-----	-----
G		-----	-----	-----	-----	-----	-----	-----		-----	-----	-----	-----	-----	-----	-----
D		-3---	3---	3---	3---	3---	3---	3---		-3---	3---	3---	3---	3---	3---	3---
A		-1---	1---	1---	1---	1---	1---	1---		-1---	1---	1---	1---	1---	1---	1---
E		-----	-----	-----	-----	-----	-----	-----		-----	-----	-----	-----	-----	-----	-----
		^		^		^		^		^		^		^		^
		F								Bbm						
		you													You you	
E		-----	-----	-----	-----	-----	-----	-----		-----	-----	-----	-----	-----	-----	-----
B		-----	-----	-----	-----	-----	-----	-----		-----	-----	-----	-----	-----	-----	-----
G		-----	-----	-----	-----	-----	-----	-----		-----	-----	-----	-----	-----	-----	-----
D		-----	-----	-----	-----	-----	-----	-----		-3---	3---	3---	3---	3---	3---	3---
A		-----	-----	-----	-----	3---	3---	-----		-1---	1---	1---	1---	1---	1---	1---
E		-1---	1---	4---	5---	-----	4---	5---		-----	-----	-----	-----	-----	-----	-----
		^		^		^		^		^		^		^		^
		F								Ab						
		you				ooh-ooh-ooh-ooh									ooh	
E		-----	-----	-----	-----	-----	-----	-----		-----	-----	-----	-----	-----	-----	-----
B		-----	-----	-----	-----	-----	-----	-----		-----	-----	-----	-----	-----	-----	-----
G		-----	-----	-----	-----	-----	-----	-----		-----	-----	-----	-----	-----	-----	-----
D		-----	-----	-----	-----	-----	-----	-----		-----	-----	-----	-----	-----	-----	-----
A		-----	-----	-----	-----	3---	3---	-----		-----	2---	3---	6---	6---	3---	-----
E		-1---	1---	4---	5---	-----	5---	1---		-4---	4---	-----	-----	-----	-----	4---
		^		^		^		^		^		^		^		^
		F								Ab						
		ooh								You					ooh	
E		-----	-----	-----	-----	-----	-----	-----		-----	-----	-----	-----	-----	-----	-----
B		-----	-----	-----	-----	-----	-----	-----		-----	-----	-----	-----	-----	-----	-----
G		-----	-----	-----	-----	-----	-----	-----		-----	-----	-----	-----	-----	-----	-----
D		-----	-----	-----	-----	-----	-----	-----		-----	-----	-----	-----	-----	-----	-----
A		-----	-----	-----	-----	3---	3---	-----		-----	2---	3---	6---	6---	3---	-----
E		-1---	1---	4---	5---	-----	5---	1---		-4---	4---	-----	-----	-----	-----	4---
		^		^		^		^		^		^		^		^
		F														
		ooh														
E		-----	-----	-----	-----	-----	-----	-----		-----	-----	-----	-----	-----	-----	-----
B		-----	-----	-----	-----	-----	-----	-----		-----	-----	-----	-----	-----	-----	-----
G		-----	-----	-----	-----	-----	-----	-----		-----	-----	-----	-----	-----	-----	-----
D		-----	-----	-----	-----	-----	-----	-----		-----	-----	-----	-----	-----	-----	-----
A		-3---	-----	-----	-----	-----	-----	-----		-----	-----	-----	-----	-----	-----	-----
E		-1---	-----	-----	-----	-----	-----	-----		-----	-----	-----	-----	-----	-----	-----
		^		^		^		^		^		^		^		^

You really got a hold on me

From: mau@beatles.cselt.stet.it (Maurizio Codogno)
 Subject: CRD: _You Really Got a Hold On Me_ (Beatles)
 Date: 23 Oct 1996 11:10:21 +0200

Here there is my rendition of the classic tune by Smokey Robinson.
 A curiosity: both of my sources (besides having wrong chords, or at least different from what I heard and wrote) say in last verse "I want to split now". I hear "I want to spit now". Who's right?

Share&enjoy, .mau.

(disclaimer: I wrote chords as I heard them - they are not necessarily correct, and they are definitely not copied from any published source).

[Bass: E E F# A B A F# A A c# c# B A B F# A c# c# B A B F#]

A
 I don't like you, but I love you
 F#m
 Seems that I'm always thinking of you
 A A7 D B7
 Oh,oh,oh, you treat me badly, I love you madly,
 E7 A
 you really got a hold on me (you really got a hold on me)
 F#m
 you really got a hold on me (you really got a hold on me) baby,

I don't want you, but I need you
 Don't wanna kiss you, but I need to
 Oh, oh, oh, you do me wrong now, my love is strong now,
 you really got a hold on me (you really got a hold on me)
 you really got a hold on me (you really got a hold on me) baby,
 A A7 D
 I love you and all I want you to do is just
 A E7
 Hold me, hold me, hold me, hold me...

[Bass: E E F# A B A F# A A e c# f# e c# f# e A] tighter
 [Bass: E E F# A B A F# A A e c# f# e c# f# e A] tighter

I wanna leave you, don't wanna stay here
 Don't wanna spend another day here
 Oh, oh, oh, I wanna spit now, I just can quit now
 you really got a hold on me (you really got a hold on me)
 F#m
 you really got a hold on me (you really got a hold on me) baby,
 I love you and all I want you to do is just
 Hold me please, hold me squeeze, hold me, hold me...

A
 You really got a hold on me (you really got a hold on me)
 F#m
 You really got a hold on me (you really got a hold on me)
 A A6
 [Bass: ... A F# E A F# E A]

Devil in her heart

TAB: Devil In Her Heart
 MUSIC BY: The Beatles (From the With The Beatles album)
 TABBED BY: The Beatles Central Team (jpgr_beatles@yahoo.com)

Intro:

Am7	D7
E -----8-----7-----5-----3-----	E -----5-----5-----3-----
B -----10----8----7-----5-----	B -----7-----7-----5-----7-----5-----3-----
G -----	G -----7-----5-----4-----
D -----	D -----
A -----	A -----
E -----	E -----
^ ^ ^ ^	^ ^ ^ ^

G

E -----
B -----3-----5-----3-----3-----2-----1-----
G -----4-----5-----4-----4-----3-----2-----
D -----
A -----
E -----
^ ^ ^ ^

Chorus:

	Am7	
She's got the devil in her heart		
D7	G	
But her eyes they tantalize		
	Am7	
She's gonna tear your heart apart		
D7	G	
Oh her lips are really thrilling		

Fill 1:

G7

E -----
B -----0-----0-----1-----1-----3-----3-----
G -----0-----0-----2-----2-----4-----4-----
D -----
A -----
E -----
^ ^ ^ ^

Verse 1:

C	Cm	G
I'll take my chances	for romance is	
	G7	
So important to me	(Fill 1)	
C	Cm	A7
She'll never hurt me	she won't desert me	
	D7	
She's an angel sent to me		

Chorus:

	Am7	
She's got the devil in her heart		no
D7	G	
no this I can't believe		
	Am7	
She's gonna tear your heart apart		
D7	G	
No no nay will she deceive	(Fill 1)	

Verse 2:

C	Cm	
I can't believe that she'll ever ever go		

G G7
 Not when she hugs and says she loves me so (Fill 1)
 C Cm A7
 She'll never hurt me she won't desert me
 D7
 Listen can't you see?

Chorus:

Am7
 She's got the devil in her heart oh no no
 D7 G
 no this I can't believe
 Am7
 She's gonna tear your heart apart
 D7 G
 No no nay will she deceive (Fill 1)

Verse 3:

C Cm
 Don't take chances if your romance is
 G G7
 So important to you (Fill 1)
 C Cm A7
 She'll never hurt me she won't desert me
 D7
 She's an angel sent to me

Chorus:

Am7
 She's got the devil in her heart oh no no
 D7 G
 no no this I can't believe
 Am7
 She's gonna tear your heart apart
 D7 G
 No no nay will she deceive

Coda:

(Play intro figure over the Am7 D7 and G chords)

Am7
 She's got the devil in her heart
 D7 G
 No she's an angel sent to me
 Am7
 She's got the devil in her heart
 D7 G
 No she's an angel sent to me

Finish the song by strumming this chord:

G10
 E |----10-----|
 B |----10-----|
 G |----9-----|
 D |----9-----|
 A |----10-----|
 E |-----|

| Tabbed By the Beatles Central Team (jpgr_beatles@yahoo.com) |
 | Visit Beatles Central for every major release by The Beatles |
 | in MIDI and Tab form (over 250 songs), as well as biographies. |
 | http://members.tripod.com/~jpgr_beatles/index.html |

Not a second time

TAB: Not A Second Time

MUSIC BY: The Beatles (From the With The Beatles album)

TABBED BY: The Beatles Central Team (jpgr_beatles@yahoo.com)

Verse:

G Em
 You know you made me cry
 G Em
 I see no use in wonderin' why
 D G D7
 I cry for you
 G Em
 And now you've changed you mind
 G Em
 I see no reason to change mine
 D Am7 D7
 I cry it's through

Chorus:

Am7 Bm7
 You're giving me the same old line
 G Em
 I'm wondering why
 Am
 You hurt me then You're back again
 Bm D7 Em
 No no no, not a second time

Solo:

Am7 Bm7
 G Em
 Am
 Bm D7
 Em

Verse:

G Em
 You know you made me cry
 G Em
 I see no use in wonderin' why
 D G D7
 I cry for you
 G Em
 And now you've changed you mind
 G Em
 I see no reason to change mine
 D Am7 D7
 I cry it's through

Chorus:

Am7 Bm7

You're giving me the same old line
 G Em
 I'm wondering why
 Am
 You hurt me then You're back again
 Bm D7 Em
 No no no, not a second time
 G Em
 Not a second time
 G Em
 Not the second time
 G Em
 No no no no no no no no

```

-----
| Tabbed By the Beatles Central Team (jpgr_beatles@yahoo.com) |
| Visit Beatles Central for every major release by The Beatles |
| in MIDI and Tab form (over 250 songs), as well as biographies. |
| http://members.tripod.com/~jpgr_beatles/index.html |
-----
    
```

Money (That's What I Want)

Date: Thu, 14 Mar 1996 18:30:44 +0300
 From: nfabbro@mag-net.com (nfabbro)
 Subject: Money(that's what I want).tab

Artists: Beatles
 Song Title: Money(that's what I want)
 Written by: Bradfford & Gordy
 Album: Beatlemania
 Tabbed by: Erik Jalava & Jeremy Ball

```

A-----
E---0-0-3-0-5-3-0-3-0-5---5-5-3---

e-----7-7-7-----5-5-5-
B-----7-7-7-----5-5-5--
G-----8-8-8-----6-6-6---
D---9-9-9-9-9-9-7-7-7-7-7-7----
A---9-9-9-9-9-9-7-7-7-7-7-7-----
E---7-7-7-7-7-7-5-5-5-5-5-5-0-0-3-0-5-3-0 B5
    
```

E5 A5 E5
 The best thing in life are free
 B5
 You can keep them for the birds and bees Now give me

Chorus:
 A5
 Money (that's what I want)
 E5
 That's what I want (that's what I want)
 B5 A5
 That's what I want (that's what I want)

E5 A5 E5 B5
That's what I want

E5 A5 E5
You never give me a thrill
B5
No lovin' don't pay me bills Now give me

Chorus:

A5
Money (that's what I want)
E5
That's what I want (that's what I want)
B5 A5
That's what I want (that's what I want)
E5 A5 E5 B5
That's what I want

A-----
E---0-0-3-0-5-3-0-3-0-5---5-5-3---

e-----7-7-7-----5-5-5-
B-----7-7-7-----5-5-5--
G-----8-8-8-----6-6-6---
D---9-9-9-9-9-9-7-7-7-7-7-7-----
A---9-9-9-9-9-9-7-7-7-7-7-7-----
E---7-7-7-7-7-7-5-5-5-5-5-5-0-0-3-0-5-3-0 B5

E5 A5 E5
You never give me a thrill
B5
No lovin' don't pay me bills Now give me

Chorus:

A5
Money (that's what I want)
E5
That's what I want (that's what I want)
B5 A5
That's what I want (that's what I want)
E5 A5 E5 B5
That's what I want

Repeat chorus till you get blue in the face

chord definitions:
E5:022XXX
B5:799XXX
A5:577XXX

A Hard Days Night

10 July 1964 UK (Parlophone)



A hard day's night

Received: from animal-farm.nevada.edu by redrock.nevada.edu (5.65c/M1.4)
 with SMTP id ; Mon, 6 Sep 1993 01:00:37 -0700
 Received: from inet-gw-2.pa.dec.com by animal-farm.nevada.edu id ; Mon, 6 Sep
 1993 01:00:32 -0700
 Received: by inet-gw-2.pa.dec.com; id AA28622; Mon, 6 Sep 93 01:00:25 -0700
 Received: by vbormc.vbo.dec.com; id AA29066; Mon, 6 Sep 93 09:59:49 +0200
 Message-Id: <9309060759.AA29066@vbormc.vbo.dec.com>
 Received: from untvc2.enet; by vbormc.enet; Mon, 6 Sep 93 09:59:53 MET DST
 Date: Mon, 6 Sep 93 09:59:53 MET DST
 From: Ludwig Alberter
 To: 51.310.."jamesb@nevada.edu"@vbormc.vbo.dec.com@animal-farm.nevada.edu
 Apparently-To: jamesb@animal-farm.nevada.edu
 Subject: Beatles/AHardDaysNight.chopro

```
{title:A Hard Day's Night}
{st:The Beatles}
{define:G - 3 3 0 0 2 3}
{define:C9 - 3 3 0 0 3 -1}
```

```
{soc}
It's been A [G]Hard [C9]Day's [G]Night and I've been [F]working like a [G]dog
It's been A Hard [C9]Day's [G]Night I should be [F]sleeping like a [G]log
But when I [C]get home to you I find the [D]things that you do will
make me [G]feel [C9]al---[G]right
{eoc}
```

You know I work all day to get you money to buy things
 And It's worth it just to hear you say you're gonna give me ev'rything
 So why I love to come home 'Cause when I get you alone you know I'll be O.K.

```
{c:Bridge:}
  When I [Bm]home [Em]ev'rything seems to be al[Bm]right
  When I'm [G]home [Em]feeling you holding me [C]tight, [D]tight,yeah
```

```
{c:Chorus}
```

```
{c:Solo}
```

So why I love to come home 'Cause when I get you alone you know I'll be O.K.

{c:Bridge}

{c:Chorus}

You know I [G]feel [C9]al---[G]right

I should have known better

From: campo@calspan.com (Jim Campobello)

I Should Have Known Better
Lennon/McCartney

(harmonica intro)

C G7 C G7 C G7 C G7

C G7 C G7 C G7 C G7
I - - - - - should have known better with a girl like you,

C G7 Am
That I would love everything that you do,

F G7 C G7 C G7
And I do, hey, hey, hey, and I do. Whoa, ooh

C G7 C G7 C G7 C G7
I - - - - - never realized what a kiss could be,

C G7 Am
This could only happen to me,

F E7 Am
Can't you see, can't you see?

F C E7 Am
That when I tell you that I love you, oh,

F C F
You're gonna say you love me too - oo - oo - oo - oo, oho,

G7 C Am F G7 C G7 C
And when I ask you to be mine, you're gonna say you love me too.

G7 C G7 C G7 C G7 C G7
So - o - o, I - - - - - should have realized a lot of things before,

C G7 Am
If this is love you've gotta give me more,

F G7 C G7 C G7
Give me more, hey, hey, hey, give me more.

(Guitar solo)

C G7 C G7 C G7 C G7

C G7 Am F G7 C G7 C G7

C G7 C G7 C G7 C G7

I - - - - - never realized what a kiss could be,

C G7 Am
This could only happen to me,

F E7 Am
Can't you see, can't you see?

F C E7 Am
That when I tell you that I love you, oh,

F C F
You're gonna say you love me too - oo - oo - oo - oo, oho,

G7 C Am F G7 C G7 C
And when I ask you to be mine, you're gonna say you love me too.

G7 C G7 C G7 C G7 C
You love me too, you love me too.

If I fell

From: macon@cbmvax.commodore.com (Glen Macon)

015

Title: IF I FELL (Beatles)

Ebm
If I fell in love with you
D
Would you promise to be true
Db Bbm
And help me understand
Ebm
'Cause I've been in love before
D
And found that love is more
Em A
Than just holding hands

D Em F#m Em
If I give my heart to you
A D Em F#m
I must be sure from the very start
Em A D Em A
That you would love me more than her

D Em F#m
If I trust in you
Em A
Oh please, don't run and hide
D Em F#m
If I love you too
Em A D9
Oh please, don't hurt my pride like her
G
Cause I couldn't stand the pain
Gm D A7
And I would be sad if our new love was in vain

D Em F#m
 So I hope you'll see
 Em A
 That I would love to love you
 D Em F#m Em
 And that she will cry
 A D
 When she learns we are two
 Gm C D
 If I fell in love with you

I'm happy just to dance with you

"I'm Happy Just To Dance With You"

Beatles

EADGBE
 G+ 3X1003
 C6 X32210
 open 000000

Am Dm E Am Dm E

Am
 Before this dance is through
 Dm E
 I think I'll love you too,
 Dm G7 C G7
 I'm so happy when you dance with me.
 C Am7 Dm7 G7
 I do want to kiss or hold your hand,
 C Am7 Dm7 G7
 If it's funny try and understand.
 F C Am7
 There is really nothing else I'd rather do
 Dm G+ C G
 'Cause I'm happy just to dance with you.
 C Am7 Dm7 G7
 I don't need to hug or hold you tight,
 C Am7 Dm7 G7
 I just wanna dance with you all night.
 F C Am7
 In this world there's nothing I would rather do,
 Dm G+ C
 'Cause I'm happy just to dance with you.

chorus:

(open) Am7 Dm E
 Just to dance with you, (oh oh)
 Am Dm E
 Is everything I need (oh oh)

Before this dance is through,
 I think I'll love you too,
 I'm so happy when you dance with me.
 If somebody tries to take my place,
 Let's pretend we just can't see his face.
 In this world there's nothing I would rather do,

Tell me why

From: campo@calspan.com (Jim Campobello)

Tell Me Why

Lennon/McCartney

G7 C Am Dm7 G7 Dm7 C Am Dm7
 Tell me why - - you cried, and why you lied - - to me.

G7 C Am Dm7 G7 Dm7 C G7
 Tell me why - - you cried, and why you lied - - to me.

C Am Dm7 G7
 Well I gave you everything I had, but you left me sitting on my own.

C Am Dm7 G7
 Did you have to treat me oh so bad, all I do is hang my head and moan.

C Am Dm7 G7 Dm7 C Am Dm7
 Tell me why - - you cried, and why you lied - - to me.

G7 C Am Dm7 G7 Dm7 C G7
 Tell me why - - you cried, and why you lied - - to me.

C Am Dm7 G7
 If it's something that I've said or done, tell me what and I'll apologize.

C Am Dm7 G7
 If you don't I really can't go on, holding back these tears in my eyes.

C Am Dm7 G7 Dm7 C Am Dm7
 Tell me why - - you cried, and why you lied - - to me.

G7 C Am Dm7 G7 Dm7 C C7
 Tell me why - - you cried, and why you lied - - to me.

F7 G7
 Well I beg you on my bended knees, if you'll only listen to my pleas.

Am
 Is there anything I can do,

Dm G7 C G7
 'Cause I really can't stand it I'm so in love with you.

C Am Dm7 G7 Dm7 C Am Dm7
 Tell me why - - you cried, and why you lied - - to me.

G7 C Am Dm7 G7 Am Ab G7 C
 Tell me why - - you cried, and why you lied - - to me.

Can't buy me love

Received: from animal-farm.nevada.edu by redrock.nevada.edu (5.65c/M1.4)
 with SMTP id ; Mon, 6 Sep 1993 01:01:24 -0700
 Received: from inet-gw-2.pa.dec.com by animal-farm.nevada.edu id ; Mon, 6 Sep
 1993 01:01:22 -0700
 Received: by inet-gw-2.pa.dec.com; id AA28698; Mon, 6 Sep 93 01:01:16 -0700
 Received: by vbormc.vbo.dec.com; id AA29162; Mon, 6 Sep 93 10:00:43 +0200
 Message-Id: <9309060800.AA29162@vbormc.vbo.dec.com>
 Received: from untvc2.enet; by vbormc.enet; Mon, 6 Sep 93 10:00:45 MET DST
 Date: Mon, 6 Sep 93 10:00:45 MET DST
 From: Ludwig Alberter
 To: 51.310.."jamesb@nevada.edu"@vbormc.vbo.dec.com@animal-farm.nevada.edu
 Apparently-To: jamesb@animal-farm.nevada.edu
 Subject: Beatles/CantBuyMeLove.chopro

{title:Can't Buy Me Love}
 {subtitle:Lennon/McCartney}

{c:Intro:}
 Can't buy me l[G#m]ove [C#m], l[G#m]ove [C#m], can't buy me
 l[F#m7]o-----v[B7]e.

I'll [E]buy you a diamond ring my friend, if it [E7]makes you feel alright.
 I'll [A7]get you anything my friend, if it [E]makes you feel alright.
 For [B7]I don't care too [A7]much for money, for [B7]money can't [A7]buy me
 [E]love.

I'll give you all I've got to give, if you say you love me too.
 I may not have a lot to give but what I've got I give to you.
 For I don't care too much for money, for money can't buy me love.

{soc}
 Can't buy me l[G#m]ove [C#m], e[A7]v'rybody tells me so.
 [E] Can't buy me l[G#m]ove [C#m], [F#m7]no, no, no, [B7]no.
 {eoc}

Say you don't need no diamond ring and I'll be satisfied.
 Tell me that you want those kind of things that money just can't buy.
 For I don't care too much for money, for money can't buy me love.

{c:repeat Intro}

Any time at all

TAB: Any Time At All
 MUSIC BY: The Beatles (From the Hard Day's Night album)
 TABBED BY: The Beatles Central Team (jpgr_beatles@yahoo.com)

Chorus: (This is Figure 1)

Any time at

	Bm	D	
	all		Any time at
E	-----		-----2-----
B	-----		-----3-----
G	-----		-----2-----

D |-----0-----|-----0-----|
 A | -2-----0---2-----|-----|
 E |-----|-----|
 ^ ^ ^ ^ ^ ^ ^ ^

A
 all Any time at

E |-----|-----|
 B |-----2-----3---2-----2-----|-----|
 G |-----2-----2---2-----2-----|-----|
 D |-----2-----2---2-----2-----|-----2---3---4---|
 A | -0-----0-----0-----|-----|
 E |-----|-----|
 ^ ^ ^ ^ ^ ^ ^ ^

Bm G A7
 all All you've got to do is call And I'll be there

Any time at

E |-----|-----|
 B |-----|-----|
 G |-----|-----|
 D |-----|-----|
 A |-----|-----|
 E |-----|-----|
 ^ ^ ^ ^ ^ ^ ^ ^

(Fill 1)

D
 E | -3-----2-----2-----|-----|
 B |-----5---3-----|-----|
 G |-----|-----|
 D |-----|-----|
 A |-----|-----|
 E |-----|-----|
 ^ ^ ^ ^ ^ ^ ^ ^

Verse 1:

D F#m Bm Gm/Bb
 If you need somebody to love Just look into my eyes
 D/A A D F#m
 I'll be there to make you feel right if you're feeling sorry and sad
 Bm Gm/Bb D/A A
 I'd really sympathize Don't you be sad Just call me tonight
 D (Fill 1)
 Any time at

Chorus:(With Figure 1)

Bm D A
 all Any time at all Any time at
 Bm G A7 D
 all All you've got to do is call And I'll be there

Verse 2:

D F#m Bm Gm/Bb
 If the sun has faded away I'll try to make it shine
 D/A A D F#m
 There is nothing I won't do if you need a shoulder to cry on
 Bm Gm/Bb D/A A
 I hope it will be mine Call me tonight And I'll come to you
 D (Fill 1)
 Any time at

Chorus:(With Figure 1)

```

Bm          D                A
all                Any time at all                Any time at
Bm          G                A7                D
all  All you've got to do is call  And I'll be there
    
```

Piano Solo:

```

A7          Bm7/A          A7                A7          Bm7/A          A7
G                A7                G                A7
D
                Any time at
    
```

Chorus:(With Figure 1)

```

Bm          D                A
all                Any time at all                Any time at
Bm          G                A7                D
all  All you've got to do is call  And I'll be there
D
                Any time at
    
```

Coda:

```

G                A                D (Fill 1)
all  All you've got to do is call  And I'll be there
    
```

End with this chord:

```

D
E|-10-----
B|-10-----
G|-11-----
D|-12-----
A|-----
E|-----
  ^       ^       ^       ^
    
```

```

-----
|  Tabbed By the Beatles Central Team (jpgr_beatles@yahoo.com)  |
|  Visit Beatles Central for every major release by The Beatles  |
|  in MIDI and Tab form (over 250 songs), as well as biographies. |
|  http://members.tripod.com/~jpgr_beatles/index.html           |
-----
    
```

I'll cry instead

```

#-----PLEASE NOTE-----#
#This file is the author's own work and represents their interpretation of the #
#song. You may only use this file for private study, scholarship, or research. #
#-----#
#
    
```

I'll cry instead (Lennon/McCartney)

C9: x32033 G: 320033

G C9 G C9 G C9 G C9
 I've got every reason on earth to be mad,
 G C9 G C9 D
 Cos I just lost the only girl I had
 C7
 If I could see you now, I'd try to make you say it somehow
 G D G
 But I can't, so I'll cry instead.

I got a chip on my shoulder that's bigger than my feet
 I can't talk to people that I meet
 If I could get my way, I'd get myself locked up today
 But I can't, so I'll cry instead.

Bm
 Don't wanna cry when there's people there
 A
 I get shy when they start to stare,
 D E7 A7 D7
 I'm gonna hide myself away, but I'll come back again some day

And when I do you better hide all the girls
 I'm gonna break their hearts all round the world
 Yes I'm gonna break 'em in two,
 and show you what your lovin myn can do
 Until then I'll cry instead.

```
***** `&' *****
**      #          Franz Lemmermeyer          **
**      #          Erwin-Rohde-Str. 19        **
**      #          69120 Heidelberg           **
**      ( # )                                           **
**      / O \      hb3@ix.urz.uni-heidelberg.de      **
**      ( === )    http://ix.urz.uni-heidelberg.de/~hb3/ **
***** `---' *****
```

Things we said today

Received: from animal-farm.nevada.edu by redrock.nevada.edu (5.65c/M1.4)
 with SMTP id ; Tue, 22 Jun 1993 09:22:48 -0700
 Received: from calspan.com (port4.buffalo.pub-ip.psi.net) by animal-
 farm.nevada.edu id ; Tue, 22 Jun 1993 09:18:17 -0700
 Date: Tue, 22 Jun 93 12:15:17 EDT
 From: campo@calspan.com (Jim Campobello)
 Received: by calspan.com (4.1/3.1.090690-Calspan Advanced Technology Center)
 id AA17556; Tue, 22 Jun 93 12:15:17 EDT
 Message-Id: <9306221615.AA17556@calspan.com>
 To: jamesb@animal-farm.nevada.edu
 Subject: ThingsWeSaidToday, Beatles

Things We Said Today

Lennon/McCartney

Am Em Am Em Am Em Am
 1. You say you will love me, if I have to go.
 2. You say you'll be mine girl, 'till the end of time.
 3. 'nough to make you mine girl, be the only one.

Am Em Am Em Am Em Am
 1. You'll be thinking of me, somehow I will know.
 2. These days such a kind girl, seems so hard to find.
 3. Love me all the time girl, we'll go on and on.

C C7 F Bb
 1. Someday when I'm lonely, wishing you weren't so far away.
 2. Someday when we're dreaming, deep in love, not a lot to say.
 3. Someday when we're dreaming, deep in love, not a lot to say.

Am Em Am Em Am Em Am
 1. Then I will re-mem-ber things we said today.
 2. Then we will re-mem-ber things we said today.
 3. Then we will re-mem-ber things we said today.

A D B7 E7 A
 2,3. Me I'm just the lucky kind, love to hear you say that love is love,

D B7 Bb7
 2,3. And though we may be blind, love is here to stay and that's e-

(Repeat 3rd verse)

When I get home

When I Get Home - The Beatles

Tabbed by Adam Bishop

I finally figured this out! I'm pretty sure it's right.

A7 - 57x68x
 D9 - x54555
 G7 - 35x46x
 C7 - x3231x
 F7 - 13x24x
 C - x32010
 Am - x02210
 F - 133211

A7
 Whoa oh I, whoa oh I
 D9 G7
 I've got a whole lot of things to tell her
 A7 G7
 When I get home

C7 F7

Do I have to tell you one more time I think it's a sin.

I think I'll let you down, and leave you flat.

Because I told you befo--ore you can't do that.

Everybody's gree--een, 'cause I'm the one who won your love,

But if they'd see--een, you talking that way, they'd laugh in my face.

So please listen to me if you wanna stay mine,

I can't help my feelings I go out of my mind,

I'm gonna let you down, and leave you flat.

Because I told you befo--ore you can't do that.

(Instrumental same as verse)

D G D A7 G D

Everybody's gree--een, 'cause I'm the one who won your love,

But if they'd see--een, you talking that way, they'd laugh in my face.

So please listen to me if you wanna stay mine,

I can't help my feelings I go out of my mind,

I'm gonna let you down, and leave you flat.

Because I told you befo--ore you can't do that.

Because I told you befo--ore you can't do that.

You Cant Do That Beatles

ALTERNATE G TO G7 TIME=127

I got something that might cause you pain,

If I catch you talking to that boy again

C11 G G7
 I'm gonna let you down, and leave you flat
 D9 C11 G G7 D9
 Because I told you before, oh you can't do that
 G G7
 Well it's the second time I caught you talking to him,
 G G7
 Do I have to tell you one more time it's a sin
 C11 G G7
 I think I'll let you down, and leave you flat
 D9 C11 G G7
 Because I told you before, oh, you can't do that
 B7 Em Am Bm G G7
 Everybody's gree--en, 'cause I'm the one who won your love,
 B7 Em Am D D9
 But if they'd see---en, you talking that way, they'd laugh in my face
 G G7
 So please listen to me if you wanna stay mine,
 G G7
 I cant help my feelings I go outta my mind
 C11 G G7
 I'm gonna let you down, and leave you flat
 D9 C11 G G7 D9
 Because I told you before, oh you cant do that
 G G7
 INSTRUMENTAL (SAME AS VERSE)
 G G7
 INSTRUMENTAL
 D9 C11 G G7
 INSTRUMENTAL
 D9 C11 G G7
 INSTRUMENTAL
 B7 Em Am Bm G G7
 Everybody's gree--en, 'cause I'm the one who won your love,
 B7 Em Am D D9
 But if they'd see---en, you talking that way, they'd laugh in my face
 G G7
 So please listen to me if you wanna stay mine,
 G G7
 I cant help my feelings I go outta my mind
 C11 G G7
 I'm gonna let you down, and leave you flat
 D9 C11 G G7 D9
 Because I told you before, oh you cant do that
 G G7
 END ON G

C11(add5) D9 B7 Em
 e --3-----5-----7-----7-
 B --3-----5-----7-----8-
 G --3-----5-----8-----9-
 D --5-----4-----7-----9-
 A --3-----5-----9-----7-
 E---3-----X-----7-----7-

Note: Suggest you use barre chords on the chorus, beginning with the B7 on the 7th fret then change fingering to Em on same 7th fret, etc.

Barry Anthony
 banthony@cdc.net

Acknowledgement: This song was originally transcribed in 1993 by Jim Campobello (campo@calspan.com). I downloaded Jim's version and transposed into the key of G used on the Anthology album. I also added some bluesy 11ths and 9ths which give the Beatles that bluesy rock sound. The Beatles also played this in F# in the opening segment of the movie A Hard Day's Night. A great song that I have just rediscovered. Enjoy!

I'll be back

Received: from animal-farm.nevada.edu by redrock.nevada.edu (5.65c/M1.4)
with SMTP id ; Mon, 6 Sep 1993 01:03:08 -0700
Received: from inet-gw-2.pa.dec.com by animal-farm.nevada.edu id ; Mon, 6 Sep
1993 01:03:05 -0700
Received: by inet-gw-2.pa.dec.com; id AA28787; Mon, 6 Sep 93 01:02:57 -0700
Received: by vbormc.vbo.dec.com; id AA29281; Mon, 6 Sep 93 10:02:19 +0200
Message-Id: <9309060802.AA29281@vbormc.vbo.dec.com>
Received: from untvc2.enet; by vbormc.enet; Mon, 6 Sep 93 10:02:26 MET DST
Date: Mon, 6 Sep 93 10:02:26 MET DST
From: Ludwig Alberter
To: 51.310.."jamesb@nevada.edu"@vbormc.vbo.dec.com@animal-farm.nevada.edu
Apparently-To: jamesb@animal-farm.nevada.edu
Subject: Beatles/IllBeBack.chopro

{title:I'll Be Back}
{subtitle: Words & Music: John Lennon}

{c:Intro:}

[Bsus] [A]

You [Am]know if you [C]break my [G]heart I'll [Fmaj7]go, but [E7]I'll
be back a[A]gain [Bsus] [A]
Cos [Am]I told you [C]once be[G]fore good[Fmaj7]bye, but [E7]I came
back ag[A]ain [Bsus] [A]
I love you [F#m]so, I'm the one who w[Bm]ants you, yes I'm the one who
[E7]wants you.

[Bm]Oh [E7]ho, [Bm]Oh [E7]ho

Oh you could find better things to do than to break my heart again
This time I will try to show that I'm not trying to pretend

[Bm]I thought that you would [C#m]realise that if I [F#m]ran away from you
That [B7]you would want me too but [Bm]I got a big surp[E7]rise

[Bm]Oh [E7]ho, [Bm]Oh [E7]ho

Oh you could find better things to do than to break my heart again
This time I will try to show that I'm not trying to pretend

I wanna [F#m]go, but I hate to [Bm]leave you you know I hate to [E7]leave you

[Bm]Oh [E7]ho, [Bm]oh [E7]ho

Oh you, if you break my heart I'll go but I'll be back again.

Beatles for sale

04 December 1964 UK (Parlophone)



No reply

 * BEATLES *

"No Reply" *

Transcribed by nhuebner@umich.edu *

Words and Music by
 John Lennon &
 Paul McCartney

-VERSE 1-

n.c. C D7
 This happened once before When I came to your door
 G6
 No reply

C D7
 They said it wasn't you But I saw you peep through
 G
 Your window

Em Bm
 I saw the light
 Cmaj7 Bm
 I saw the light

Am7 D7
 I know that you saw me 'Cause I looked up to see
 G
 Your face

-VERSE 2-

C D7
 I tried to telephone They said you were not home
 G6
 That's a lie

C D7
 'Cause I know where you've been I saw you walk in
 G

Your door
 Em Bm
 I nearly died
 Cmaj7 Bm
 I nearly died
 Am7 D7
 'Cause you walked hand in hand With another man
 G
 In my place
 (Go to CODA after second time through VERSE 2)

-BRIDGE-
 G B7 E
 If I were you I'd realize that I
 Am C G
 Love you more than any other guy
 G B7 E
 And I'll forgive the lies that I
 Am C G
 Heard before when you gave me no reply

(Repeat VERSE 2)

CODA
 Em Bm
 No reply
 Cmaj7 G6add9
 No reply

HOW TO FINGER THE CHORDS:

C	D7	G6	G	Em	Bm	Cmaj7	Am7	B7	G6add9
o o		o	oooo	ooo		o ooo		ooo o	o
*		*							
	*								
*		* *		*	*	**		*	*
	* * *		***						
*				*	* *			*	**
				* **					
						**			

The fingering for the G6add9 is a bit awkward so you may want to just play it as a G major chord, although it doesn't sound as good.

```
##### Nathan Luke Huebner
##      ##      ##      # ### ##      ##      ## nhuebner@umich.edu
## ### ## ### ##### ### ### ## ### ## ### ##
## ### ##      ##### ###      ##      ## ### ##
## ### ## ### ##### ### ### ## ### ## ### ##
#####
```

I'm a loser

From uunet!munnari.oz.au!bruce.cs.monash.edu.au!monu6!deakin-lib-03.cc.monash.edu.au!denmckinnon Fri Jul 24 13:31:22 PDT 1992
 Article: 1032 of alt.guitar.tab
 Newsgroups: alt.guitar.tab
 Path: nevada.edu!uunet!munnari.oz.au!bruce.cs.monash.edu.au!monu6!deakin-lib-03.cc.monash.edu.au!denmckinnon
 From: denmckinnon@halls1.cc.monash.edu.au (NEIL MCKINNON)
 Subject: I'm a Loser
 Message-ID: <denmckinnon.1.711976184@halls1.cc.monash.edu.au>

Sender: news@monu6.cc.monash.edu.au (Usenet system)
Organization: Halls of Residence, Monash University
Date: Fri, 24 Jul 1992 11:09:44 GMT
Lines: 42

I'm a Loser. (Lennon/McCartney)

Am7 D7
I'm a loser, I'm a loser,
Am7 F D7
And I'm not what I appear to be.

G Dm F G
Of all the love I have won or have lost
Dm F G
There is one love I should never have crossed.
Dm F G
She was a girl in a million my friend,
Dm F G
I should have known she would win in the end.

Chorus:
Am7 D7 Am7 D7
I'm a loser, and I lost someone who's near to me
G Em Am7 F D7
I'm a loser, and I'm not what I appear to be.

Although I laugh and I act like a clown
Beneath this mask I am wearing a frown.
My tears are falling like rain from the sky
Is it for her or myself that I cry

Chorus.

What have I done to deserve such a fate
I realise I have left it too late.
And so it's true pride comes before a fall
I'm telling you so that you don't lose all.

Chorus.

Neil.

Baby's in black

{title:Baby's in black}
{st:Lennon/ McCartney}

[E]Oh dear, [B7]what can I do, [A]baby's in black, and [B7]I'm feeling blue
Tell me [E]oh, [A]what can I [E]do [B7]
[E]She thinks of him and [E7]so she dresses in [A]black
And [A]though he'll never come [E]back [B7]she's dressed in [E]black

[E]Oh dear, [B7]what can I do, [A]baby's in black, and [B7]I'm feeling blue
Tell me [E]oh, [A]what can I [E]do [B7]
[E]I think of her, but [E7]she thinks only of [A]him

And [A]though it's only a [E]whim [B7]she thinks of [E]him
 [C#m]Oh how [F#]long will it take /[A] till she [B7]sees the mistake she has
 [E]Oh dear, [B7]what can I do [A]baby's in black, and [B7]I'm feeling blue
 Tell me [E]oh, [A]what can I [E]do [B7]
 [E]She thinks of him and [E7]so she dresses in [A]black
 And [A]though he'll never come [E]back [B7]she's dressed in [E]black
 [E]Oh dear, [B7]what can I do [A]baby's in black, and [B7]I'm feeling blue
 Tell me [E]oh, [A]what can I [E]do [B7]

Rock and Roll music

ROCK AND ROLL MUSIC
 written by Chuck Berry
 tab transcribed by Collins Crapo <roxtar@srv.net>

A7
 Just let me hear some of that...

CHORUS:

D
 Rock and roll music
 Any old way you choose it
 G
 It's got a back beat, you can't lose it
 D
 Any old time you use it
 A7
 It's gotta be rock and roll music
 D
 If you wanna dance with me
 A7 D
 If you wanna dance with me

Verse 1:

A
 I have no kick against modern jazz
 A7 D
 Unless you try to play it too darn fast
 G
 I lose the beauty of a melody
 A7
 Until it sounds just like a symphony
 That's why I go for that...

(chorus)

Verse 2:

I took my love on over 'cross the tracks
 So she could hear a man a-wailin' sax
 I must admit they had a rockin' band
 And they were blowin' like a hurrican'
 That's why I go for that...

(chorus)

Verse 3:

Way down south they gave a jubilee
And Georgia folks, they had a jamboree
They're drinkin' home brew from a wooden cup
The folks dancin' got all shook up
And started playin' that...

(chorus)

Verse 4:
Don't get to hear 'em play a tango
I'm in no mood to take a mambo
It's way too early for the congo
So keep on rockin' that piano
So I can hear some of that...

(chorus)

I'll follow the sun

Date: Sun, 24 Sep 1995 13:56:07 -0400 (EDT)
From: EJL <EJL33@delphi.com>
Subject: beatles I'll follow the sun

I'll Follow the Sun Lennon & McCartney

.....

A G7 D E7
One day, you'll look, to see I've gone
D Bm E7 A7 D
For tomorrow may rain, so, I'll follow the sun

A G7 D E7
Some day, you'll know, I was the one
D Bm E7 A7 D
But tomorrow may rain, so, I'll follow the sun

D D7 G7 Gm D
-->And now the time has come, and so my love I must go
D7 G7 Gm D
And though I lose a friend, in the end you will know,
Em7
Oh....oh.....

A G7 D E7
One day, you'll find, that I have gone
D Bm E7 A7 D
But tomorrow may rain so, I'll follow the sun

.....

ejl33@delphi.com RIME->203 ejl33@aol.com

Date: Thu, 07 Dec 1995 14:16:27 -0600
From: davies@ils.nwu.edu (Brian Davies)
Subject: TAB: Beatles' "I'll Follow The Sun"

I'LL FOLLOW THE SUN by John Lennon and Paul McCartney

[C] [F] [C]

[G] One day [F7] you'll look [C] to see I've [D7] gone.
 For to[C]morrow may [Am/B] rain, so [D7] I'll [G7] follow the [C] sun. [F] [C]

[G] Some day [F7] you'll know [C] I was the [D7] one.
 But to[C]morrow may [Am/B] rain, so [D7] I'll [G7] follow the [C] sun.

[C7] And now the [F7] time has come
 And [Fm6] so my love I must [C] go.
 [C7] And though I [F7] lose a friend,
 [Fm6] In the end you will [C] know, [Dm7] oh.

[G] One day [F7] you'll find [C] that I have [D7] gone.
 For to[C]morrow may [Am/B] rain so [D7] I'll [G7] follow the [C] sun. [F] [C]

	[G]	[F7]	[C]	[D7]
(e)	-----3-----	-----5-----	-----8-7-	-----10-----
(B)	-3-----	-4-----	---8-----	-----
(G)	-----	-----	-----	-----
(D)	-----	-----	-----	-----
(A)	-----	-----	-----	-----
(E)	-----	-----	-----	-----
	1 2 3 4	1 2 3 4	1 2 3 4	1 2 3 4

Yes, to[C]morrow may [Am/B] rain, so [D7] I'll [G7] follow the [C] sun.

Chorus

[G] One day [F7] you'll find [C] that I have [D7] gone.
 For to[C]morrow may [Am/B] rain, so [D7] I'll [G7] follow the [C] sun. [F] [C]

Mr Moonlight

From shadow_jolt@hotmail.com Fri May 16 08:31:47 1997
 Date: Sun, 11 May 1997 18:07:22 PDT
 From: Shadow! JOLT! <shadow_jolt@hotmail.com>
 To: guitar@olga.net
 Subject: CHORDS: Mr. Moonlight, by The Beatles

Song: MR. MOONLIGHT
 By: The Beatles
 Album: Beatles for sale (1964), also Anthology 1, DC
 Transcribed by Shad0w <shadow_jolt@hotmail.com>

I couldn't find any music to this in my music books so I chorded this myself with 'dsChordFinder'. This is the 'Beatles for Sale' version, this song is also released on the album Anthology 1 but it has not got 'And now she is mine...' instead replacing it with another 'On the nights you don't come my way...'. It is in F# on the record but I transposed it to G for easier reading.
 Ask me any beatles song...,
 Send E-Mail to: shadow_jolt@hotmail.com

Mr.....Mo-onlight,
 G
 You came to me, one summer night
 C G

And from your beam you made my dream
 Em
 And from the word, you sent my girl
 C G
 And from above you sent us love,

C G E
 And now she is mine, I think you're fine
 A D G
 Cause we love you, Mr. Moonlight.
 G G
 Mr. Moonlight, come again please,
 G G
 Here I am on my knees begging if you please,

C G E
 On the nights you don't come my way, I pray and pray for each day
 A D G
 Cause we love you, Mr. Moonlight.

SOLO

C G E
 On the nights you don't come my way, I pray and pray for each day
 A D G
 Cause we love you, Mr. Moonlight.
 G G G
 Mr. Moonlight, come again please,
 G G G
 Here I am on my knees begging if you please,

C G E
 On the nights you don't come my way, whoa, I pray and pray for each day
 A D G
 Cause we love you, Mr. Moonlight.

Medley: Kansas City – Hey, Hey, Hey, Hey

Date: Fri, 16 Jan 1998 13:57:19 -0700
 From: Collins Crapo <roxtar@srv.net>
 Subject: CRD: /1/little_richard/kansas_city.crd

MEDLEY: KANSAS CITY (Leiber/Stoller)/HEY HEY HEY HEY (Little Richard)
 performed by Little Richard
 tab transcribed by Collins Crapo <roxtar@srv.net>

G
 I'm goin' to Kansas City
 Kansas City, here I come
 C
 I'm goin' to Kansas City
 G
 Kansas City, here I come
 D
 They've got crazy women there and
 C G

I'm goin' down to get me some

Well, I might take a train, I might take a plane
But if I have to walk, I'm goin' just the same

C

I'm goin' to Kansas City

G

Kansas City, here I come

D

They've got crazy women there and

C

G

I'm goin' down to get me some

Verse 2:

Well bye, bye bye baby bye
Wooo so long, bye bye baby I'm gone
Well bye, bye bye baby bye

(instrumental; same pattern as verses)

Verse 3:

I'm a holl'rin' and screamin'
Baby please come home
Well, I'm a holl'rin' and screamin'
Don't you leave me all alone
Well, I'm a holl'rin' and I'm screamin'
Baby please come home

(repeat verse 2)

Verse 4:

Hey hey hey hey
I miss my baby, I don't mean maybe
I miss my baby, I don't mean maybe
I miss my baby, I don't mean maybe
I'll miss my baby until the day I die

Eight days a week

From: LionGirl@aol.com
Date: Tue, 12 Dec 1995 15:42:34 -0500
Subject: CRD: "Eight Days a Week" by the Beatles

Here's how I play it:

EIGHT DAYS A WEEK

C / / / /

C / D7 /
Ooh I need your love babe
F / C /
Guess you know it's true
C / D7 /
Hope you need my love babe
F / C /
Just like I need you

Am / F /
Hold me, love me

Am / D7 /
Hold me, love me

C / D7 /
Ain't got nothin' but love babe
F / C /
Eight days a week

C / D7 /
Love you every day girl
F / C /
Always on my mind
C / D7 /
One thing I can say girl
F / C /
Love you all the time

Am / F /
Hold me, love me
Am / D7 /
Hold me, love me

C / D7 /
Ain't got nothin' but love babe
F / C /
Eight days a week

G / /
Eight days a week
Am / /
I love you
D7 / /
Eight days a week
F / G7 /
Is not enough to show I care

C / D7 /
Ooh I need your love babe
F / C /
Guess you know it's true
C / D7 /
Hope you need my love babe
F / C /
Just like I need you

Am / F /
Hold me, love me
Am / D7 /
Hold me, love me

C / D7 /
Ain't got nothin' but love babe
F / C /
Eight days a week

G / /
Eight days a week
Am / /
I love you
D7 / /
Eight days a week
F / G7 /
Is not enough to show I care

C / D7 /
 Love you every day girl
 F / C /
 Always on my mind
 C / D7 /
 One thing I can say girl
 F / C /
 Love you all the time

Am / F /
 Hold me, love me
 Am / D7 /
 Hold me, love me

C / D7 /
 Ain't got nothin' but love babe
 F / C /
 Eight days a week
 F / C /
 Eight days a week
 F / C /
 Eight days a week

C / D7 / Dm7 / C /

Words of love

TAB: Words of Love
 MUSIC BY: Buddy Holly (Covered by the Beatles on Beatles For Sale)
 TABBED BY: The Beatles Central Team (jpgr_beatles@yahoo.com)

Intro:

	A		D		E
E	-5-----5-----0-----0-----		-----2-----0-----0-----		
B	-5-----5-----2/5-----5-----2-----		-----3-----2-----0-----		
G	-----		-2-----2-----		
D	-----		-----		
A	-----		-----		
E	-----		-----		
	^ ^ ^ ^		^ ^ ^ ^		

Repeat this figure two more times, then play this:

	A		D		E
E	-5-----5-----5-0---0-----		-----2-----0-----		
B	-5-----5-----5-5---5-----0---		-----3-----2-----4-----		
G	-----		-2-----2-----1---		
D	-----		-----		
A	-----		-----		
E	-----		-----		
	^ ^ ^ ^		^ ^ ^ ^		

Verse 1:

A D E

Hold me close and tell me how you
 A D E
 feel Tell me love is
 A D E
 real um um
 A D E
 um um

Verse 2:

A D E
 Words of love you whisper soft and
 A D E
 true Darling I love you
 A D E
 real um um

Solo:

A	D	E
um	um	
E -----	E -----4-----7-----	
B -----	B -----5-----9-----	
G -----	G -----	
D -----	D -----	
A -----	A -----	
E -----	E -----	
^	^	^

A	D	E
E -9-----5-----0-----5-----	E -2/5-----5-----4/7-----7/9-----	
B -10-----5-----2-----5-----	B -3/7-----7-----5/9-----9/10-----	
G -----	G -----	
D -----	D -----	
A -----	A -----	
E -----	E -----	
^	^	^

A	D	E
E -9-----5-----0-----5-----	E -2/5-----5-----4/7-----7/9-----	
B -10-----5-----2-----5-----	B -3/7-----7-----5/9-----9/10-----	
G -----	G -----	
D -----	D -----	
A -----	A -----	
E -----	E -----	
^	^	^

A	D	E
E -9-----5-----0-----5-----	E -2/5-----5-----4/7-----7-----	
B -10-----5-----2-----5-----	B -3/7-----7-----5/9-----9-----	
G -----	G -----	
D -----	D -----	
A -----	A -----	
E -----	E -----	
^	^	^

A	D	E
E -5-----5-----0-----0-----	E -----2-----0-----0-----0-----	
B -5-----5-----2/5-----5-----2-----	B -----3-----2-----0-----	
G -----	G -2-----2-----	
D -----	D -----	
A -----	A -----	
E -----	E -----	
^	^	^

A

D

E

E	-----2-----2-----0-----	E	-----2-----2-----0-----
B	-2-----2-----2-----2-----2-----	B	-2-----2-----2-----2-----2-----
G	-2-----2-----2-----2-----2-----	G	-2-----2-----2-----2-----2-----
D	-2-----2-----2-----2-----2-----	D	-2-----2-----2-----2-----2-----
A	-----	A	-----
E	-----	E	-----
	^ ^ ^ ^		^ ^ ^ ^
	A		D E
E	-----2-----2-----0-----	E	-----2-----2-----0-----
B	-2-----2-----2-----2-----2-----	B	-2-----2-----2-----2-----2-----
G	-2-----2-----2-----2-----2-----	G	-2-----2-----2-----2-----2-----
D	-2-----2-----2-----2-----2-----	D	-2-----2-----2-----2-----2-----
A	-----	A	-----
E	-----	E	-----
	^ ^ ^ ^		^ ^ ^ ^
	A		D E
E	-----2-----2-----0-----	E	-----2-----2-----0-----
B	-2-----2-----2-----2-----2-----	B	-2-----2-----2-----2-----2-----
G	-2-----2-----2-----2-----2-----	G	-2-----2-----2-----2-----2-----
D	-2-----2-----2-----2-----2-----	D	-2-----2-----2-----2-----2-----
A	-----	A	-----
E	-----	E	-----
	^ ^ ^ ^		^ ^ ^ ^
	A		D E
E	-5-----5-----0-----0-----	E	-2-----2-----0-----0-----
B	-5-----5-----2/5-----5-----2-----	B	-2-----3-----2-----2-----0-----
G	-----	G	-2-----2-----
D	-----	D	-----
A	-----	A	-----
E	-----	E	-----
	^ ^ ^ ^		^ ^ ^ ^
	A		D E

Verse 3:

A	D	E
Let me hear you say	the words I long to	
A	D	E
hear	Darling when you're	
A	D	E
near	um um	
A	D	E
um	um	

Verse 4:

A	D	E
Words of love you	whisper soft and	
A	D	E
true	Darling I love you	
A	D	E
real	um um	
A	D	E
um	um	

Coda:

A	D	E	
um	um		
E	-----2-----2-----0-----0-----	E	-----2-----2-----0-----0-----
B	-2-----2-----2-----2-----2-----	B	-2-----2-----2-----2-----2-----
G	-2-----2-----2-----2-----2-----	G	-2-----2-----2-----2-----2-----

D		-2-----2-----2-----2-----		-----
A		-----		-----
E		-----		-----
		^ ^ ^ ^		^ ^ ^ ^
		A		D
		um		E
E		-5-----5-----0--0--0--0--		-----2-----0-----0--
B		-5-----5-----2--5--5-----		-----3-----2--0-----
G		-----		-2-----2-----
D		-----		-----
A		-----		-----
E		-----		-----
		^ ^ ^ ^		^ ^ ^ ^
		A		D
		Ah		E
E		-5-----5-----0--0--0--0--		-----2-----0-----0--
B		-5-----5-----2--5--5-----		-----3-----2--0-----
G		-----		-2-----2-----
D		-----		-----
A		-----		-----
E		-----		-----
		^ ^ ^ ^		^ ^ ^ ^
		A		D
		Ah		E

 | Tabbed By the Beatles Central Team (jpgr_beatles@yahoo.com) |
 | Visit Beatles Central for every major release by The Beatles |
 | in MIDI and Tab form (over 250 songs), as well as biographies. |
http://members.tripod.com/~jpgr_beatles/index.html

Honey don't

Date: Wed, 1 Nov 1995 14:28:31 -0800 (PST)
 From: James Smythe <jsmythe@engr.csulb.edu>
 Subject: CRD:Honey Dont, by Carl Perkins

Honey Dont
 by Perkins, as performed by the Beatles on live at the BBC.
 submitted by: jsmythe@engr.csulb.edu

Verse 1.
 E
 Well how come you say you will when you wont
 C
 Say you do baby when you dont
 E
 Tell me honey how do you feel
 C
 Tell the truth now is love real

Chorus:
 B E
 but ah-a honey dont well honey dont
 E A
 yeah honey dont well honey dont yeah honey dont
 B A E

say you will when you wont ah-a honey dont

Verse 2 (Same chord progression as verse 1)

Well I luv you baby and I want you to know
 I like the way you wear your clothes
 Everything about you is so dog-gone sweet
 You got that sand all over your feet

Chorus

Verse 3 (Same chords as verse 1)

Well I love you baby on a Saturday night
 Sunday morning it dont feel right
 You been out painting the town
 ah-a honey been steppin around

Chorus

Every little thing

TAB: Every Little Thing

MUSIC BY: The Beatles (From the Beatles for Sale album)

TABBED BY: The Beatles Central Team (jpgr_beatles@yahoo.com)

Intro:

	A		A	E
E	-----0-0-----0-----0-----0-----0-----		-----0-0-----0-----0-----0-----0-----	-----0-0-----3-----0-----0-----0-----0-----
B	-----0-0-----0-----0-----0-----0-----		-----0-0-----3-----0-----0-----0-----0-----	-----0-0-----3-----0-----0-----0-----0-----
G	-----6/7-----6-----4-----2-----0-----0-----		-----2/4-----4-----0-----0-----0-----0-----	-----2/4-----4-----0-----0-----0-----0-----
D	-----0-----0-----0-----0-----0-----0-----		-----0-----0-----0-----0-----0-----0-----	-----0-----0-----0-----0-----0-----0-----
A	-----0-----0-----0-----0-----0-----0-----		-----0-----0-----0-----0-----0-----0-----	-----0-----0-----0-----0-----0-----0-----
E	-----0-----0-----0-----0-----0-----0-----		-----0-----0-----0-----0-----0-----0-----	-----0-----0-----0-----0-----0-----0-----
	^ ^ ^ ^		^ ^ ^ ^	

Verse 1:

A	D	E	A	G	D	A
When I'm walking beside her	People tell me I'm lucky					
B	B7/A	E/G#	A	D	E	
Yes, I know I'm a lucky guy	I remember the first time					
A	G	D	A	B	B7/A	E/G#
I was lonely without her	Yes I'm thinking about her now					

Chorus:(This tab is the Chorus Figure)

A	G
Every little	thing she does
E	-----9-----7-----7-----7-----7-----7-----
B	-----10-----8-----8-----8-----8-----8-----
G	-----9-----7-----7-----7-----7-----7-----
D	-----0-----0-----0-----0-----0-----0-----
A	-----0-----0-----0-----0-----0-----0-----
E	-----0-----0-----0-----0-----0-----0-----

	^	^	^	^	^	^	^	^
	she does for				me yeah			
E	-9-----				-7/9-----7/9-----			
B	-10-----				-8/10-----8/10-----			
G	-9-----				-7/9-----7/9-----			
D	-----				-----			
A	-----				-----			
E	-----				-----			
	^	^	^	^	^	^	^	^

	^	^	^	^	^	^	^	^
	And you know the				things she does			
E	-9-----				-9\7-----7-----7---7-----			
B	-10-----				-10\8-----8-----8---8-----			
G	-9-----				-9\7-----7-----7---7-----			
D	-----				-----			
A	-----				-----			
E	-----				-----			
	^	^	^	^	^	^	^	^

	^	^	^	^	^	^	^	^
	she does for				me, woo			
E	-9-----				-7/9-----7/9-----			
B	-10-----				-8/10-----8/10-----			
G	-9-----				-7/9-----7/9-----			
D	-----				-----			
A	-----				-----			
E	-----				-----			
	^	^	^	^	^	^	^	^

Verse 2:

A		D	E	A		G	D	A
When I'm with her I'm happy		Just to know that she loves me						
B	B7/A	E/G#		A		D	E	
Yes, I know that she loves me now		There is one thing I'm sure of						
A		G	D	A	B	B7/A	E/G#	A
I will love her forever		For I know love will never die						

Chorus:(With Chorus Figure)

A		G		A
Every little thing she does		she does for me, yeah		
				A
And you know the things she does		she does for me, woo		

Solo:

	A	D	E	A
E	-----0-0-----0-----0-----0-----			
B	-----0-0-----0-----0-----0-----			
G	-----6/7-----6-----4-----2-----			
D	-----			
A	-----			
E	-----			
	^	^	^	^
	-----0-2-4-----			
	A	G	D	A
E	-----0-0-----0-----0-----0-----			
B	-----0-0-----0-----0-----0-----			
G	-----6/7-----6-----4-----2-----			
D	-----0-----0-----			

A		0-----		-----
E		-----		-----
		^ ^ ^ ^		^ ^ ^ ^
		B B7/A		E/G# A
E		-----		-----
B		-----3-----3-----		-----3-----2-----
G		-----4-----4-----2-----2-----		-----4-----2-----
D		-----		-----6-----2-----
A		-----		-----
E		-----		-----
		^ ^ ^ ^		^ ^ ^ ^
		A		D E
E		-----0-0-----0-----0-----0-----		-----0-0-----0-----
B		-----0-0-----0-----0-----0-----		-----0-0-----3-----
G		-----6/7-----6-----4-----2-----		-----2/4-----4-----
D		-----		-----
A		-----		-----
E		-----		-----
		^ ^ ^ ^		^ ^ ^ ^

Chorus:(With Chorus Figure)

A G A
 Every little thing she does she does for me, yeah
 G A
 And you know the things she does she does for me, woo

Coda:

		A		D	E		
						Every little	
E		-----0-0-----0-----0-----0-----		-----0-0-----0-----			
B		-----0-0-----0-----0-----0-----		-----0-0-----3-----			
G		-----6/7-----6-----4-----2-----		-----2/4-----4-----			
D		-----		-----			
A		-----		-----			
E		-----		-----			
		^ ^ ^ ^		^ ^		^ ^	
		A		D	E		
		thing				Every little	
E		-----0-0-----0-----0-----0-----		-----0-0-----0-----			
B		-----0-0-----0-----0-----0-----		-----0-0-----3-----			
G		-----6/7-----6-----4-----2-----		-----2/4-----4-----			
D		-----		-----			
A		-----		-----			
E		-----		-----			

(Repeat and fade out)

 | Tabbed By the Beatles Central Team (jpgr_beatles@yahoo.com) |
 | Visit Beatles Central for every major release by The Beatles |
 | in MIDI and Tab form (over 250 songs), as well as biographies. |
http://members.tripod.com/~jpgr_beatles/index.html

I don't want to spoil the party

From: Harlan L Thompson <harlant@uhunix.uhcc.Hawaii.Edu>

I DON'T WANT TO SPOIL THE PARTY- The Beatles

 C
 I don't want to spoil the party so I'll go
 G
 I would hate my disappointment to show
 Am E Dm7 G7
 There's nothing for me here so I will disappear
 C Bb C
 If she turns up while I'm gone please let me know

I've had a drink or two and I don't care
 there's no fun in what I do if she's not there
 I wonder what went wrong I've waited far too long
 I think I'll take a walk and look for her

CHORUS:

 C
 Though tonight she's made me sad
 Am7 D7 F G
 I still love her
 C
 If I find her I'll be glad
 Am7 D7 F G
 I still love her

I don't want to spoil the party so I'll go
 I would hate my disappointment to show
 There's nothing for me here so I will disappear
 If she turns up while I'm gone please let me know ...SOLO, CHORUS

I've had a drink or two and I don't care
 there's no fun in what I do if she's not there
 I wonder what went wrong I've waited far too long
 I think I'll take a walk and look for her

(from Beatles for Sale, 1964)
 (sent by Harlan at harlant@hawaii.edu)

Date: Sat, 16 Dec 1995 21:55:35 -0600
 From: Chris Sears <cts@mail.utexas.edu>

I DON'T WANT TO SPOIL THE PARTY
 The Beatles
 Beatles for Sale, 1964

intro/outro:

G	G7	G6	D7sus4	Dm7	Dm7sus2	D	Dsus2	D7	G
-3-	-1-	-0-	-3-	-1-	-0-	-2-	-0-	-2-	-3-
-3-	-3-	-3-	-1-	-1-	-1-	-3-	-3-	-1-	-3-
-0-	-0-	-0-	-2-	-2-	-2-	-2-	-2-	-2-	-0-
-0-	-0-	-0-	-0-	-0-	-0-	-0-	-0-	-0-	-0-
-2-	-2-	-2-	---	---	---	---	---	---	-2-

G F G
I think I'll take a walk and look for her

What you're doing

TAB: What You're Doing
MUSIC BY: The Beatles (From the Beatles for Sale album)
TABBED BY: The Beatles Central Team (jpgr_beatles@yahoo.com)

Intro:

(The following riff will be called Riff 1. It should be played throughout the song whenever the progression "D-G" is present.)

D	G
E -----	-----
B -----	-----
G -----4--2-----	-----
D -0-----4-----4--2--	-----2--0--2--4-----0--
A -----	-----
E -----	-----
^ ^ ^ ^	^ ^ ^ ^

(Repeat Riff 1)

Verse 1:

D G D G
Look what you're doing I'm feeling blue and lonely would it
Bm G D G
be too much too ask of you What You're Doing to me

Verse 2:

D G D G
You got me running and there's no fun in it why should it
Bm G D G
be too much too ask of you What You're Doing to me

Bridge:

G Bm G Bm
I've been waiting here for you wondering what you're gonna do
E A
should you need a love that's true it's me

Verse 3:

D G D G
Please stop your lying you got me crying girl why should it
Bm G D G
be too much too ask of you What You're Doing to me

Solo:

<p>D</p> <pre> E -5-----5----- B -7-----7----- G ----- D ----- A ----- E ----- ^ ^ ^ ^ </pre>	<p>G7</p> <pre> E -9-----7----- B -8-----6----- G ----- D ----- A ----- E ----- ^ ^ ^ ^ </pre>
<p>D</p> <pre> E -5-----5----- B -7-----7----- G ----- D ----- A ----- E ----- ^ ^ ^ ^ </pre>	<p>G7</p> <pre> E -9--9--7--7----- B -8--8--6--6----- G ----- D ----- A ----- E ----- ^ ^ ^ ^ </pre>
<p>G7</p> <pre> E -2----- B -----3-----3----- G -----4----- D ----- A ----- E ----- ^ ^ ^ ^ </pre>	<p>D</p> <pre> E ----- B ----- G -----4-----4----- D -----5----- A -----5----- E ----- ^ ^ ^ ^ </pre>
<p>D</p> <pre> E ----- B ----- G -4----- D -----5----- A -----5-----5----- E ----- ^ ^ ^ ^ </pre>	<p>G7</p> <pre> E ----- B ----- G -2-----2----- D -4-----4----- A ----- E ----- ^ ^ ^ ^ </pre>

Bridge:

G	Bm	G	Bm
I've	been waiting here for you	wondering	what you're gonna do
E		A	
should	you need a love that's true	it's	me

Verse 4:

D	G	D	G
Please	stop your lying	you got me	crying girl why should it
Bm	G	D	
be too much too	ask of you	What You're	Doing to me

Coda:

G	D	G	D
What you're	doing to me	What you're	doing to me
G	D	A	
D	G7	D	G7

| Visit Beatles Central for every major release by The Beatles |
 | in MIDI and Tab form (over 250 songs), as well as biographies. |
 | http://members.tripod.com/~jpgr_beatles/index.html |

Everybody's trying to be my baby

TAB: Everybody's Trying to be My Baby
 MUSIC BY: The Beatles (From the Beatles For Sale album)
 TABBED BY: The Beatles Central Team (jpgr_beatles@yahoo.com)

Verse 1:

E
 Well they took some honey
 From a tree
 Dressed it up and they called it me

Chorus:

A
 Everybody's trying to be my baby
 E
 Everybody's trying to be my baby
 B7 A E
 Everybody's trying to be my baby now

Verse 2:

E
 Well, half past nine
 Half past four
 Fifty women knocking on my door

Chorus:

A
 Everybody's trying to be my baby
 E
 Everybody's trying to be my baby
 B7 A E
 Everybody's trying to be my baby now

Solo 1:

E |-----7-----7-----| -7-----7-----7-----
 B |-----0-----0-----| -----0-----7-----
 G |-----| -----7-----
 D |-----| -----

A	-----	-----
E	-----	-----
	^ ^ ^ ^	^ ^ ^ ^
E	-----7-----	-----7-----7-----7-----
B	-----0-----	-----0-----0-----
G	-----7-----	-----7-----
D	-----	-----
A	-----	-----
E	-----	-----
	^ ^ ^ ^	^ ^ ^ ^
A		
E	-----12-----	-----12-----12-----
B	-----0-----	-----0-----0-----
G	-----12-----	-----12-----7-----
D	-----	-----
A	-----	-----
E	-----	-----
	^ ^ ^ ^	^ ^ ^ ^
E		
E	-----7-----	-----7-----
B	-----0-----	-----0-----
G	-----7-----	-----7-----
D	-----	-----
A	-----	-----
E	-----	-----4-----5-----6-----
	^ ^ ^ ^	^ ^ ^ ^
B7		A
E	-----7---7---7---7---7---7---	-----5---5---5---5---5---5---5---5---
B	-----7---7---7---7---7---7---	-----5---5---5---5---5---5---5---5---
G	-----8---8---8---8---8---8---	-----6---6---6---6---6---6---6---6---
D	-----9---9---9---9---9---9---	-----7---7---7---7---7---7---7---7---
A	-----	-----7---7---7---7---7---7---7---7---
E	-----7-----	-----5---5---5---5---5---5---5---5---
	^ ^ ^ ^	^ ^ ^ ^
E		
E	-----0-----	-----0-----0-----0-----
B	-----0-----3-----	-----3-----1-----1-----
G	-----0-----	-----1-----
D	-----	-----
A	-----	-----
E	-----	-----
	^ ^ ^ ^	^ ^ ^ ^

Verse 3:

E
 Went out last night
 Didn't stay late
 'Fore I got home I had nineteen dates

Chorus:

A
 Everybody's trying to be my baby
 E
 Everybody's trying to be my baby
 B7 A E
 Everybody's trying to be my baby now

Solo 2:

E

E	-----3-----3-----		-----3-----3-----3-----
B	-----3-----3-----		-----3-----3-----3-----
G	-----		-----
D	-----		-----
A	-----		-----
E	-----		-----
	^ ^ ^ ^		^ ^ ^ ^

E	-----3-----3-----		-----3-----3-----3-----
B	-----3-----3-----		-----3-----3-----3-----
G	-----		-----
D	-----		-----
A	-----		-----
E	-----		-----
	^ ^ ^ ^		^ ^ ^ ^

A

E	-----3-----3-----		-----3-----3-----3-----
B	-----2-----2-----		-----2-----2-----2-----
G	-----		-----
D	-----		-----
A	-----0-----0-----		-----
E	-----		-----
	^ ^ ^ ^		^ ^ ^ ^

E

E	-----3-----3-----		-----3-----3-----
B	-----3-----3-----		-----3-----3-----
G	-----		-----
D	-----		-----
A	-----		-----
E	-----		-----
	^ ^ ^ ^		^ ^ ^ ^

E	-----9-----9-----		-----7-----5-----3-----
B	-----7-----7-----		-----5-----5-----5-----
G	-----		-----
D	-----		-----
A	-----		-----
E	-----		-----
	^ ^ ^ ^		^ ^ ^ ^

E

E	-----0-----		-----0-----
B	-----0-----0-----		-----3-----
G	-----0-----0-----		-----1-----
D	-----		-----
A	-----		-----
E	-----		-----
	^ ^ ^ ^		^ ^ ^ ^

E	-----15-----15-----15-----		-----15-----15-----
B	-----12-----12-----		-----12-----12-----15-----
G	-----13-----13-----		-----13-----
D	-----		-----
A	-----		-----
E	-----		-----
	^ ^ ^ ^		^ ^ ^ ^

E	-----15-----15-----		-----15-----15-----15-----
B	-----12-----12-----		-----12-----12-----12-----15-----
G	-----13-----		-----13-----

D	-----	-----
A	-----	-----
E	-----	-----
	^ ^ ^ ^	^ ^ ^ ^
A		
E	-----12-----12--12-----	-----12-----12-----12-----
B	-----12-----12--12-----	-----12-----12-----12-----
G	-----12-----12--12-----	-----12-----12-----12-----
D	-----	-----
A	-----	-----
E	-----	-----
	^ ^ ^ ^	^ ^ ^ ^
E		
E	-----0-----	-----0-----
B	-----3-----	-----3-----
G	-----0-----	-----1-----
D	-----	-----
A	-----	-----0--1--
E	-----0-----	-----4-----
	^ ^ ^ ^	^ ^ ^ ^
B7		A
E	-----2-----2-----	-----3-----2-----0--
B	-----0-----0-----0-----0-----	-----0-----0-----0-----0-----
G	-----	-----2-----
D	-----	-----
A	-----	-----
E	-----2-----	-----
	^ ^ ^ ^	^ ^ ^ ^
E		
E	-----0-----	-----0-----0--0--0--
B	-----0-----3-----	-----3-----0--0--0--
G	-----0-----	-----1-----
D	-----	-----
A	-----	-----
E	-----0-----	-----
	^ ^ ^ ^	^ ^ ^ ^

Verse 4:

E
Went out last night
Didn't stay late
'Fore I got home I had nineteen dates

Chorus:

A
Everybody's trying to be my baby
E
Everybody's trying to be my baby
B7 A E
Everybody's trying to be my baby now

Verse 5:

E
Well they took some honey
From a tree

Dressed it up and they called it me

Chorus:

A
 Everybody's trying to be my baby
 E
 Everybody's trying to be my baby
 B7 A E
 Everybody's trying to be my baby now

Coda:

E	
E	-----0---0-----0----- -0---0---0---0-----0-----
B	-----3-----2-----2----- -1-----0---0-----0-----
G	-----4-----3-----3----- -2-----0---1-----1-----
D	----- -----
A	----- -----
E	----- -----
	^ ^ ^ ^ ^ ^ ^
	B7
E	----- -----
B	-----3----- -----3-----
G	-----0-----1-----2/4----- -2---0-----1-----
D	----- -----0---2-----2-----
A	----- -----2-----
E	----- -----
	^ ^ ^ ^

 | Tabbed By the Beatles Central Team (jpgr_beatles@yahoo.com) |
 | Visit Beatles Central for every major release by The Beatles |
 | in MIDI and Tab form (over 250 songs), as well as biographies. |
http://members.tripod.com/~jpgr_beatles/index.html

Help!

06 August 1965 UK (Parlophone)



Help

```
{t:Help}
{st:Lennon/McCartney}
{define: A6 1 2 2 2 0 0}
[Hm]Help! I need somebody [G]Help! not just anybody
[E7]Help! You know i need someone [A]HELP!

{c:First verse:}
[A]When I was young oh so much [C#m]younger than today
[F#m]I never needed anybody's [D]help in [G]any [A]way
But now these day have gone and I'm [C#m]not so self assured
[F#m]And now I find I need you like I've [D]never [G]done be[A]fore

{soc}
[Hm]Help me if you can I'm feeling down
And I [G]do appreciate your being 'round
[E7]Help me get my feet back on the ground
Won't you [A]please please help [A]me?
# ^ (riff)
{eoc}

{c:Second Verse:}
[A]And now my life has changed in [C#m]oh so many ways
[F#m]My independence seems to [D]vanish in [G]the [A]haze
But every now and then I [C#m]feel so insecure
[F#m]And now I find I need you like I've [D]never [G]done be[A]fore

{c:Repeat Chorus}

{c:Repeat first verse}

{c:Repeat Chorus until last line, then:}
Won't you [A]please please help [F#m]me
# ^ (riff)
Help me Help [A]me. O[A6]ohm.
#
# Help! signature riff:
#
```

```
# E -----
# B -----0-----0-----0-----0-----
# G -----0-----0-----0-----0-----
# D ---5-----4-----3-----2-----
# A --7-----6-----5-----4-----
# E -----
```

The night before

The Night Before

by Lennon/McCartney
from Help!

Intro:

| D | | F | | G7 | | A7 | |

D C
We said our goodbyes _____
G A
The night before
D C
Love was in your eyes _____
G A
The night before

Bm Gm6
Now today I find
Bm Gm6
You have changed your mind
D G7 D F G
Treat me like you did the night before

D C
Were you telling lies? _____
G A
The night before
D C
Was I so unwise _____
G A
The night before

Bm Gm6
When I held you near
Bm Gm6
You were so sincere
D G7 D F G
Treat me like you did the night before Yeah

Am D7
Last night is the night I will re-
G C/G G
member you by
Bm E7
When I think of things we did It

A7
makes me wanna cry

D C
We said our goodbyes _____

G A
The night before

D C
Love was in your eyes _____

G A
The night before

Bm Gm6
Now today I find

Bm Gm6
You have changed your mind

D G7 D F G
Treat me like you did the night before Yes

Solo:

<p>D</p> <p>-----</p> <p>-----</p> <p>-----5b7r5-----</p> <p>-----7-----</p> <p>-----</p> <p>-----</p>	<p>C</p> <p>-----</p> <p>-----</p> <p>-----5b7r5---3-----</p> <p>-----</p> <p>-----</p>
<p>G</p> <p>-----</p> <p>-----</p> <p>-----5---7b9r7---5-----</p> <p>-----7-----</p> <p>-----</p> <p>-----</p>	<p>A</p> <p>-----</p> <p>-----</p> <p>-----3b5r3-----</p> <p>-----5-----</p> <p>-----</p> <p>-----</p>
<p>D</p> <p>-----</p> <p>-----</p> <p>-----5b7r5-----</p> <p>-----7-----</p> <p>-----</p> <p>-----</p>	<p>C</p> <p>-----</p> <p>-----</p> <p>-----5b7r5---3-----</p> <p>-----</p> <p>-----</p>
<p>G</p> <p>-----</p> <p>-----</p> <p>-----5---7b9r7---5-----</p> <p>-----7-----</p> <p>-----</p> <p>-----</p>	<p>A</p> <p>-----</p> <p>-----</p> <p>-----3b5r3-----</p> <p>-----5-----</p> <p>-----</p> <p>-----</p>

Am D7
Last night is the night I will re-

G C/G G
member you by

Bm E7
When I think of things we did It

A7
makes me wanna cry

D C
Were you telling lies _____

G A
 The night before
D C
Was I so unwise _____
G A
 The night before

Bm Gm6
When I held you near
Bm Gm6
You were so sincere
D G7 D
Treat me like you did the night before
F
Like the night before

End lick:

D7	D
- -----	-----
- -----	-----
- -----5b7r5-----	-----
- -----7-----3b5r3-----	-----
- -----	-----5-----
- -----	-----

How could she say to me love will find away
 G D F G C F C D
 Gather round all you clown, let me hear you say ay ay

G C Dsus D D6 D
 Hey you got to hide your love away
 Hey you got to hide your love away

Just giving back a little of what I take from the net !!
 Questions, Comments or tab suggestions please forward to
 Vincent M. Veltri veltri@vnet.ibm.com

=====

YOU'VE GOT TO HIDE YOUR LOVE AWAY THE BEATLES

VERSE

G D F G C F C
 Here I stand with head in hand turn my face to the wall.
 G D F G C F C D
 If she's gone I can't go on feeling two foot small.
 G D F G C F
 Everywhere people stare each and every day
 G D F G C F C D D/C D/B D/A
 I can see them laugh at me And I hear them say

Chorus

G C Dsus4 D D/add E D
 Hey, you've got to hide your love away
 G C Dsus4 D D/add E D
 Hey, you've got to hide your love away

VERSE

G D F G C F C
 How can I even try I can never win.
 G D F G C F C D
 Hearing them, seeing them in the state I'm in.
 G D F G C F C
 How could she say to me "Love will find a way" ?
 G D F G C F C D D/C D/B
 Gather 'round, all you clowns, Let me hear you say
 D/A

Chorus

I need you

I NEED YOU

G C G
 You don't realize how much I need you.
 C G
 Love you all the time and never leave you.
 Em Hm
 Please come on back to me.
 Em Am G
 I'm lonely as can be. I need you.

G C G
 Said you had a thing or two to tell me.
 C G
 How was I to know you would upset me?
 Em Hm
 I didn't realize
 Em Am
 as I looked in your eyes.
 G C D7 G
 You told me, oh, yes, you told me, you don't want my lovin' any more.
 C D7 G A7 Am7 D7
 That's when it hurt me and feeling like this I just cant go on any more.

G C G
 G C G
 Em Hm
 Em Am
 G C D7 G
 C D7 G A7 Am7 D7

G C G
 Please remember how I feel about you.
 C G
 I could never really live without you.
 Em Hm
 So, come on back and see.

Em Am G Em C
 G
 Just what you mean to me. I need you. I need you. I need you.

Another girl

"Another Girl"

(by Paul McCartney) 1965 from the album HELP!

[Tabbed by Andrew: ab2183@aol.com-Requests,comments,corrections]

VERSE 1:

N.C. A D A D A
 For I have got another girl another girl
 G A D A
 You're making me say that I've got nobody but you
 G A D
 But as from today, well, I've got somebody that's new
 E
 I ain't no fool and I don't take what I don't want

VERSE 2:

A D A D A
 For I have got another girl another girl
 G A D A
 She's sweeter than all the girls and I met quite a few
 G A D
 Nobody in all the world can do what she can do
 E
 And so I'm telling you, "This time you'd better stop"

CHORUS:

A D A D
 For I have got another girl

C
G
C
G
 Another girl who will love me till the end
C
G
A7
 Through thick and thin she will always be my friend

VERSE 3:

G
A
D
A
 I don't want to say that I've been unhappy with you
G
A
D
 But, as from today, well, I've seen somebody that's new
E
 I ain't no fool and I don't take what I don't want

REPEAT CHORUS

REPEAT VERSE 3

OUTRO:

A D
A D
 For I have got another girl
A D
A
 Another girl, another girl...

CHORDS USED:

- N.C.-No Chord played
- A-X02220
- D-XX0232
- E-022100
- C-X32010
- G-320003
- A7-X02020

You're going to lose that girl

Date: Sat, 4 Nov 1995 12:22:58 -0500
 From: mhw8@cornell.edu (Matthew Wickwire)
 Subject: You're gonna lose that Girl - Beatles

You're Going to Lose that Girl
 -Lennon/McCartney

Intro

E
C#m7
 You're gonna lose that girl.
F#m7
B7
 You're gonna lose that girl.

Verse

E
G#m7
 If you don't take her out tonight
F#m7
B7
 She's gonna change her mind
E
G#m7
 And I will take her out tonight
F#m7
B7
 and I will treat her kind

Chorus

B7
E
 You're gonna lose that girl

Verse:

A
 I think I'm gonna be sad I think it's today, yeah

Bm E
 The girl that's driving me mad is going away

F#m D F#m Gmaj7
 She's got a ticket to ride she's got a ticket to ride

F#m E A
 She's got a ticket to ride and she don't care.

Then second verse...

Then ...

Middle:

D
 I don't know why she's riding so high

E
 She ought to think twice she ought to do right by me

D
 Before she gets to saying goodbye

E
 She ought to think twice she ought to do right by me

Little solo:

```

-|-----10-----b(14)12--10--12----
-|--b(12)10--8---/12-----12-----
-|-----9-----
-|-----
-|-----
-|-----
-|-----
    
```

Then another verse, then another middle, then another verse, then

Ending:

A
 My baby don't care...

Tab Special Notations:

- 0---- play the open string ('fret zero')
- 5---- play fret five
- 5~---- play fret five with vibrato
- 5/7--- play fret five, slide up to fret seven
- 7\5--- play fret seven, slide down to fret five
- 8b(9)-- play fret eight, bend the string (at fret eight) to reach
 the pitch of fret nine
- b(9)8-- play fret eight already bent to the pitch of fret nine,
 unbending until it reaches the normal pitch of fret eight
- h7--- hammer-on to fret seven
- p5--- pull-off to fret five
- /7---- slide up to fret 7 (the starting fret of the slide is
 undefined, judge by ear)
- 15\--- play fret 15, slide down (the ending fret of the slide is
 undefined, judge by ear)

---0h3--- play the open string and immediately hammer-on to fret
 three
 ---7p5--- play fret seven and immediately pull-off to fret five

Act naturally

From
 uunet!haven.umd.edu!darwin.sura.net!mips!mips!decwrl!decrrl!news.crl.dec.com!pa.
 dec.com!oct17.dfe.dec.com!ryn.mro4.dec.com!elwood.enet.dec.com!hertzberg Mon Aug
 17 14:57:04 PDT 1992
 Article: 1616 of alt.guitar.tab
 Newsgroups: alt.guitar.tab
 Path:
 nevada.edu!uunet!haven.umd.edu!darwin.sura.net!mips!mips!decwrl!decrrl!news.crl.
 dec.com!pa.dec.com!oct17.dfe.dec.com!ryn.mro4.dec.com!elwood.enet.dec.com!hertzberg
 From: hertzberg@elwood.enet.dec.com (Marc Hertzberg (History: Love It Or Leave
 It))
 Subject: TAB: Act Naturally
 Message-ID: <1992Aug17.165415.26407@ryn.mro4.dec.com>
 Lines: 175
 Sender: news@ryn.mro4.dec.com (USENET News System)
 Reply-To: hertzberg@elwood.enet.dec.com (Marc Hertzberg (History: Love It Or
 Leave It))
 Organization: Digital Equipment Corporation
 Date: Mon, 17 Aug 1992 16:54:15 GMT

Act Naturally
 (Morrison/Russell)
 As performed by The Beatles

Intro:

```

                D                                G
e |-----3-----1-----7-----7--3h5--5--5p3--3-----
B |-----3-----1-----7-----7--3h5--5--5p3--3-----
G |--0-----0--h2-----7--h9-----4--0-----
D |----4--2--0-----0-----
A |-----7\5--
D |-----/9-----
    
```

Verse:

```

    G                                C
They're gonna put me in the movies
    G                                D
They're gonna make a big star out of me
    G                                C
They'll make a film about a man that's sad and lonely
    D                                G
And all I gotta do is Act Naturally.
    
```

Middle:

```

    D                                G
Well I bet you I'm gonna be a big star
    D                                G
I might win an Oscar You can never tell
    
```

D
G
 The movies gonna make me a big star
A
D
 'Cos I can play the part so well.

Verse:

We'll make a film about a man that's sad and lonely
 And begging down upon his bended knee
 I'll play the part But I won't need rehearsin'
 Cos all I gotta do is Act Naturally.

Guitar Solo (play this twice):

D
G
 e |-----
 B |-----
 G |-----
 D |-----0-----0-----5--5-----
 A |-----3-----3-----b(7)5-----
 D |--5--4--2--0-----/7-----0-----/7-----7b(9)--5-----

Well I bet you I'm gonna be a big star
 I might win an Oscar You can never tell
 The movies gonna make me a big star
 'Cos I can play the part so well.

Well I hope you come and see me in the movies
 Then I know that you will plainly see
 The biggest fool that ever hit the big time
 And all I gotta do is Act Naturally.

Ending:

D
G
 e |-----
 B |-----
 G |-----
 D |-----0-----4-----4--5--5-----
 A |-----3-----5/7-----b(7)5-----
 D |--5--4--2--0-----/7-----0-----7b(9)--5-----

Assorted guitar licks:

Example licks for verse:

They're gonna put me in the movies

e |----3----3-----
 B |----0----0-----1-----1-----
 G |----0----0-----0-----0-----0-----0-----
 D |-----0-----0-----h2-----0-----h2-----
 A |-----0-----2--3-----3-----
 D |--5-----5-----

They're gonna make a big star out of me

e |-----3-----3-----
 B |-----0-----0-----


```
G |-----0-----0-----0-----0-----
D |-----0-----h2-----2--0-----
A |-----3--2--0-----
D |--5-----5--5--4--2--0-----
```

They'll make a film about a man that's sad and lonely

```
e |-----3-----3-----3-----
B |-----0-----0-----0-----
G |-----0-----0-----0-----0-----0-----0-----0-----
D |-----0h2-----0h2-----
A |-----0--2--3-----
D |-----5-----5-----
```

And all I gotta do is Act Naturally

```
e |-----2-----2-----
B |-----3-----3-----5--3-----
G |-----2-----2-----2/4-----4--0-----
D |-----0-----
A |-----
D |-----
```

Example licks for middle part:

Well I bet you I'm gonna be a big star I might

```
e |-----
B |-----3--3-----
G |-----2--2-----0--0--0--0--0-----0-----
D |-----0--0-----0h2-----0h2-----
A |-----2--4--5-----
D |-----0-----0-----
```

..win an Oscar You can never tell (repeat above)

The movies gonna make me a big star 'Cos I

```
e |-----
B |-----
G |-----
D |-----5-----5-----5-----5-----6-----7-----
A |-----
D |-----0--2--4--5-----5-----5-----5-----6-----7-----
```

can play the part so well.

```
e |-----
B |-----
G |-----
D |-----12-----10-----9-----7-----
A |-----
D |-----12-----10-----9-----7-----
```

One other famous lick:

Then I know that you will plainly see

```
e |-----
B |-----
G |-----
D |-----0-----
A |-----0--h2-----2--p0-----
D |-----5--4--2--0--3h4-----4--5-----
```

Tab Special Notations:

- 0---- play the open string ('fret zero')
- 5---- play fret five

----5~---- play fret five with vibrato
 ---5/7--- play fret five, slide up to fret seven
 ---7\5--- play fret seven, slide down to fret five
 --8b(9)-- play fret eight, bend the string (at fret eight) to reach
 the pitch of fret nine
 --b(9)8-- play fret eight already bent to the pitch of fret nine,
 unbending until it reaches the normal pitch of fret eight
 ----h7--- hammer-on to fret seven
 ----p5--- pull-off to fret five
 ---/7---- slide up to fret 7 (the starting fret of the slide is
 undefined, judge by ear)
 ---15\--- play fret 15, slide down (the ending fret of the slide is
 undefined, judge by ear)
 ---0h3--- play the open string and immediately hammer-on to fret
 three
 ---7p5--- play fret seven and immediately pull-off to fret five

It's only love

It's only love (Lennon/McCartney)

G+: xx1003

C Am

```
|-----0
|-1---0-----1
|-----2-0---2   repeat
|-----2
|-----0
|-----
```

C Em Bb F G G7 G+ G
 I get high when I see you go by, my oh my

(emphasize the following notes while playing the chords, or pick them):

```
|-----
|-1-----0-----
|-----3-----2-----0-----
|-----3---1-----0---
|-----
```

C Em Bb F G G7 G+ G
 When you sigh my my inside just flies, butterflies

F G C Am
 Why am I so shy when I'm beside you ?

Bb G
 It's only love and that is all

C Am (as in intro)
 Why should i feel the way i do?

Bb G F G
 It's only love and that is all, but it's so hard, lovin you

Is it right that you and i should fight every night
 Just the sight of you makes nightttime bright, very bright
 Haven't I the right to make it up, girl?

It's only love and that is all,
 Why should i feel the way i do?
 It's only love and that is all, but it's so hard, lovin you

 F G C Am C Am
 Yes it's so hard, lovin you, lovin you.

```
***** `&' *****
**      #              Franz Lemmermeyer          **
**      #              Erwin-Rohde-Str. 19         **
**      #_            69120 Heidelberg             **
**      ( # )                                               **
**      / O \        hb3@ix.urz.uni-heidelberg.de    **
**      ( === )      http://ix.urz.uni-heidelberg.de/~hb3/ **
**** `___' *****
```

You like me too much

TAB: You Like Me Too Much
 MUSIC BY: The Beatles (From the Help! album)
 TABBED BY: The Beatles Central Team (jpgr_beatles@yahoo.com)

Intro:

G Bb D7 G

Verse 1:

G Am C G
 Though you're gone away this morning you'll be back again tonight
 Am C G
 telling me there'll be no next time if I just don't treat you right
 Bm7 D7
 You'll never leave me and you know it's true
 G C D7
 Cause you like me too much and I like you

Verse 2:

G Am C G
 You've tried before to leave me but you haven't got the nerve
 Am C G
 To walk out and leave me lonely which is all that I deserve
 Bm7 D7
 You'll never leave me and you know it's true
 G C D7
 Cause you like me too much and I like you

Bridge:

G/F G/B Em7 A7
 I really do
 Bm A
 And it's nice when you believe me
 Em7 A7 D7
 If you leave me

Verse 3:

Am C G
 I will follow you and bring you back where you belong
 Am C G
 Cause I couldn't really stand it I admit that I was wrong
 Bm7 D7
 I wouldn't let you leave me cause it's true
 G C D7
 Cause you like me too much and I like you

Solo:

D7	G
E -----7-----6---5-----3---	-----
B -----	-----
G -----7-----6---5-----4---	-----
D -----	-----
A -----	-----
E -----	-----
^ ^ ^ ^	^ ^ ^ ^

E -----7-----6---5-----3---	-----
B -----	-----
G -----7-----6---5-----4---	-----
D -----	-----
A -----	-----
E -----	-----
^ ^ ^ ^	^ ^ ^ ^

C	
E -----	-----
B -----1-----3---4-----5---	-----
G -----	-----
D -----2-----3---4-----5---	-----
A -----	-----
E -----	-----
^ ^ ^ ^	^ ^ ^ ^

G	
E -----7-----6---5-----3---	-----
B -----	-----
G -----7-----6---5-----4---	-----
D -----	-----
A -----	-----
E -----	-----
^ ^ ^ ^	^ ^ ^ ^

D7	
E -----7-----8---9-----10---	-----
B -----	-----
G -----7-----9---10-----11---	-----
D -----	-----

```

A |-----|-----|
E |-----|-----|
  ^       ^       ^       ^       ^       ^       ^       ^

E |-----10-----8---7-----5---|-----|
B |-----|-----|
G |-----11-----9---7-----5---|-----|
D |-----|-----|
A |-----|-----|
E |-----|-----|
  ^       ^       ^       ^       ^       ^       ^       ^
    
```

Verse 4:

```

      Am                      C                      G
Cause I couldn't really stand it  I admit that I was wrong
      Bm7                      D7
I wouldn't let you leave me cause  it's true
      G                      C                      D7
Cause you like me too much and I like you
    
```

Coda:

```

      G                      C                      D7
Cause you like me too much and I like you

G                      Bb          D7          G
    
```

```

-----
|  Tabbed By the Beatles Central Team (jpgr_beatles@yahoo.com)  |
|  Visit Beatles Central for every major release by The Beatles  |
|  in MIDI and Tab form (over 250 songs), as well as biographies. |
|      http://members.tripod.com/~jpgr_beatles/index.html        |
-----
    
```

I've just seen a face

```

From
uunet!decwrl!pa.dec.com!oct17.dfe.dec.com!ryn.mro4.dec.com!elwood.enet.dec.com!h
ertzberg Wed Aug 5 14:55:38 PDT 1992
Article: 1395 of alt.guitar.tab
Newsgroups: alt.guitar.tab
Path:
nevada.edu!uunet!decwrl!pa.dec.com!oct17.dfe.dec.com!ryn.mro4.dec.com!elwood.ene
t.dec.com!hertzberg
From: hertzberg@elwood.enet.dec.com (Marc Hertzberg (History: Love It Or Leave
It))
Subject: TAB: I've Just Seen A Face
Message-ID: <1992Aug5.165850.15956@ryn.mro4.dec.com>
Lines: 70
Sender: news@ryn.mro4.dec.com (USENET News System)
Reply-To: hertzberg@elwood.enet.dec.com (Marc Hertzberg (History: Love It Or
Leave It))
Organization: Digital Equipment Corporation
Date: Wed, 5 Aug 1992 16:58:50 GMT
    
```

I might have the lyrics slightly screwed up or out of order. Listen to the original to check it out.

Marc

I've Just Seen A Face
(Lennon/McCartney)

First verse:

GEm
 I've just seen a face I can't for get the time or place where we just met
C
 She's just the girl for me and I want all the world to see we've met
D G
 Na na na na na na

Second verse:

Had it been another day I might have looked the other way and
 I'd have never been aware but as it is I'll dream of her tonight
 Da da da da da da

Chorus:

D C G C G
 Falling yes I am falling and she keeps calling me back again

Third verse:

I have never known the likes of this I've been alone and I have
 Missed things and kept out of sight but as it is I'll dream of her tonight
 Da da da da da da

Repeat chorus.

Guitar solo played to verse chords.

Repeat chorus.

Repeat first verse.

Repeat chorus 3 times to end.

Intro, guitar #1 part is on 1st & 3rd strings, guitar #2 part on 4th, 5th, and 6th strings:

```

E -----2---2---2---5---5---5---9---9---9---14---14---14---
B -----
G -----2---2---2---6---6---6---11---11---11---14---14---14---
D -----4-----2-----
A -----
E --5-4-2-----

E -----10---10---10---12---12---12---14---14---14---14---14---14---
B -----
G --11---11---11---12---12---12---14---14---14---14---14---14---
D -----
A ---5-----5-----4-----
E -----

E -----13---13---13---11---11---11-----

```

```

B -----
G --12----12----12----10----10----10-----
D -----
A ---2-----
E -----5-----4-----5-----
    
```

Note: Play with capo on 2nd fret, bringing song up to the key of A.

Yesterday

From: camerone@cableinet.co.uk
 Date: Wed, 12 Nov 1997 18:07:34 +0000

Previous versions from:
 From: "Steve Previdi"
 From: macon@cbmvax.commodore.com (Glen Macon)
 From: thomask@ifi.uio.no (Thomas Krog)

Yesterday-BeaTles
 From-camerone@cablinet.co.uk
 Transcribed by- Steve Easton

Play with a rithmic strum like this one. oh well
 Here is one I made EARLIER (arf arf)

```

      F          Em7
-----1-----0---|
-----1-----0---|
-----2-----0---| Throughout the
-----3-----0---| whole song
-----3-----1---| Ha Ha
-----
    
```

```

VERSE 1  F          Em7          A7          Dm      C (Check below
          Yesterday all my troubles seemed so far away For chord)
Bb      C7          F          C Dm G7          Bb F
now I need a place to hide away oh I belive in yesterday
VERSE 2  F          Em7          A7          Dm      C
          Suddenly i'm not half the man I used to be
Bb      C7          F          C Dm G7          Bb F
there's a shadow hanging over me oh I belive in yesterday
MIDD 8  Em7 A7 Dm C Bb A C7 F
          Why she had to go I don't know she wouldn't say
Em7 A7 Dm C Bb A C7 F
I said some thing wrong now I long for yesterday
VERSE3  F          Em7          A7          Dm      C
          Yesterday love was such an easy game to play
Bb      C7          F          C Dm G7          Bb F
now I need a place to hide away oh I belive in yesterday
    
```

Repeat MIDD 8 Then VERSE 3

and then play
 G7 Bb F
 mm mm mm mm mm mm mmmmmmmmmmm

Chords used

F 133211
 Em7 010000
 A7 002223
 Dm 000231
 ?~ 000211
 Bb 113331
 C7 032310
 C 032010
 G7 320001
 ?Â 30x333

Dizzy Miss Lizzie

Intro:

```
E|-----
B|-12b-12b-12b-12br-10-12br-10--12b-12b-12b-12br-10-12br-10--12b-12b-12b-12br-
G|-----
D|-----
A|-----
E|-----
```

```
E|-----
B|-10-12br-10--12b-12b-12b-12br-10-14-12--12b-12b-12b-12br-10-12br-10-
G|-----
D|-----
A|-----
E|-----
```

(With riff)

A D A E D A

A
 You make me dizzy miss Lizzie, the way you rock and roll

D A
 You make me dizzy miss Lizzie, when you do the stroll

E D A
 Come on miss Lizzie, love me 'fore I grow too old

Come on give me fever, put your little hand in mine
 You make me dizzy dizzy Lizzie, ooh girl you look so fine
 Just a-rockin' and a-rollin', girl I said I wish you were mine

Repeat intro, then something like this:

```
E|-10--7-----
B|-----10--7-----
G|-----9/-
D|-----
A|-----
E|-----
```

You make me dizzy miss Lizzie, when you call my name
 Ooh baby, see you're driving me insane
 Come on come on come on baby, I wanna be your loving man

Repeat intro, then something along the lines of this:

```
E|-7/10--7-----
B|-----10--7-----
```


G |-----9--7--5-----
D |-----7-----
A |-----
E |-----

Run and tell your mama, I want you to be my bride
Run and tell your brother, baby don't run and hide
You make me dizzy miss Lizzie, girl I want to marry you

Come on give me fever, put your little hand in mine
You make me dizzy dizzy Lizzie, ooh girl you look so fine
Just a-rockin' and a-rollin', girl I said I wish you were mine

Rubber Soul

03 December 1965 UK (Parlophone)



Drive my car

From
uunet!decwrl!decrl!news.crl.dec.com!pa.dec.com!oct17.dfe.dec.com!ryn.mro4.dec.c
om!elwood.enet.dec.com!hertzberg Sat Aug 22 15:00:02 PDT 1992
Article: 1751 of alt.guitar.tab
Newsgroups: alt.guitar.tab
Path:
nevada.edu!uunet!decwrl!decrl!news.crl.dec.com!pa.dec.com!oct17.dfe.dec.com!ryn
.mro4.dec.com!elwood.enet.dec.com!hertzberg
From: hertzberg@elwood.enet.dec.com (Marc Hertzberg (History: Love It Or Leave
It))
Subject: TAB: Drive My Car
Message-ID: <1992Aug20.175429.22681@ryn.mro4.dec.com>
Lines: 190
Sender: news@ryn.mro4.dec.com (USENET News System)
Reply-To: hertzberg@elwood.enet.dec.com (Marc Hertzberg (History: Love It Or
Leave It))
Organization: Digital Equipment Corporation
Date: Thu, 20 Aug 1992 17:54:29 GMT

Drive My Car
(Lennon/McCartney)

Intro:

D

```

-----
-|-----
-|-----6b(7)-----7--7--5-----5--7-----
-|-----5--5b(7)--5-----5--7--7--5-----5--7-----
-|--7-----7-----7-----
-|-----
-|-----

```

Verse:

Asked a girl what she wanted to be
 D G

```

-----
-----
-----
-----7-----
--5-----7/9-----9\7--5-----5-----
-----3-----5/7-----7\5--3-----
    
```

She said baby Can't you see
 D G

```

-----
-----
-----
-----7-----
--5-----7/9-----9\7--5-----5-----
-----3-----5/7-----7\5--3-----
    
```

I wanna be famous a star of the screen
 D G

```

-----
-----
-----
-----7-----
--5-----7/9-----9\7--5-----5-----
-----3-----5/7-----7\5--3-----
    
```

But you can do something in between
 A Bm

```

-----
-----
-----
-----7--7-----7--7-----7--9--7-----
--5--5-----5--5-----7/9-----9--7-----
    
```

Chorus:

Bm A G A
 Baby you can drive my car (see note)

```

-----
-----3-----5--6--5-----3-----
-----4-----5--7--5-----4-----
--9-----9-----9-----9--7--5-----5-----5-----5--7-----
--9-----9-----9-----9--7--5-----5-----5-----5--7-----
--7-----7-----7-----7--5--3-----3-----3-----3--5-----
    
```

Bm A G A
 Yes I'm gonna be a star

```

-----
-----3-----5--6--5-----3-----
-----4-----5--7--5-----4-----
--9-----9-----9-----9--7--5-----5-----5-----5--7-----
--9-----9-----9-----9--7--5-----5-----5-----5--7-----
--7-----7-----7-----7--5--3-----3-----3-----3--5-----
    
```

Bm
 Baby you can drive my car

```

-----
-----
-----
--9-----9-----9-----9-----
--9-----9-----9-----9-----
    
```

-|--7-----7-----7-----7-----7-----

Em A D G A

 And baby I love you

-----0-----5--5-----5-----7--9--7-----

-----0--2--3--0-----3--2--0-----5/7-----7\5--3--5--7/9-----9--

Verse:
 Told that girl that my prospects were good
 She said baby, it's understood
 Working for peanuts is all very fine
 But I can show you a better time

Repeat Chorus:

A D
 Beep beep 'm beep beep YEAH!

Guitar solo:

D G

-----b(10)8-----

-----b(10)8--6--8--8--8--6--8--

-----6b(7)-----7-----

-----7-----

D G

-----b(10)8-----

-----b(10)8--6--8--8--8--6--

-----6b(7)-----7-----7-----

-----7-----

D G

-----b(10)8-----

-----b(10)8--6--8--8--8--6--8--

-----6b(7)-----7-----

-----7-----

A Bm

-----10--10b(13)--13--13b(15)--15--15b(18)--B(18)15--13--15--

Repeat chorus:

Verse:
 Told that girl I could start right away

She said listen to me baby I got something to say
 I got no car and it's breaking my heart
 But I got a driver and that's a start

Repeat chorus:

Ending (repeat to fade):

```

                D   G               A
    Beep beep 'm beep beep YEAH!
-----
|-----
|-----
|-----
|-----
|-----5-----5-----7--9--7----5--
|-----5/7-----7\5--3--5--7/9-----9-----
|-----
-----
  
```

Miscellaneous info:

Note: In the transcription of the chorus, the moving parallel thirds on the 2nd and 3rd strings are the piano part, presented for information and completeness. I don't mean to suggest that both parts be played by one guitarist (certainly not when it gets to the [35576-]).

Tab Special Notations:

- 0---- play the open string ('fret zero')
- 5---- play fret five
- 5~---- play fret five with vibrato
- 5/7--- play fret five, slide up to fret seven
- 7\5--- play fret seven, slide down to fret five
- 8b(9)-- play fret eight, bend the string (at fret eight) to reach the pitch of fret nine
- b(9)8-- play fret eight already bent to the pitch of fret nine, unbending until it reaches the normal pitch of fret eight
- h7--- hammer-on to fret seven
- p5--- pull-off to fret five
- /7---- slide up to fret 7 (the starting fret of the slide is undefined, judge by ear)
- 15\--- play fret 15, slide down (the ending fret of the slide is undefined, judge by ear)
- 0h3--- play the open string and immediately hammer-on to fret three
- 7p5--- play fret seven and immediately pull-off to fret five

Norwegian wood (This bird has flown)

Date: Wed, 23 Aug 1995 18:06:42 -0400 (EDT)

From: Douglas French <dfrench@site.gmu.edu>

Subject: TAB: Norwegian Wood

Yet another TAB of Norwegian Wood (This Bird Has Flown) along with 2 corrections to the existing TABs of the song. I have included the existing TABs in their entirety and unedited for reference.

=====

Title: Norwegian Wood (This Bird Has Flown)
Composers: John Lennon and Paul McCartney
Group: The Beatles
Album: Rubber Soul
Arrangement: Doug French, dfrench@site.gmu.edu

capo: 2nd fret
time: 12/8

Intro, play 2 times:

#1 D

```

E | |-----2-2-2-----2-2-2-----|
B | |--3---3-3-3---3---3---3-----3-3-3-----3-----|
G | |--2---2-2-2---4---2---0---2---2-2-2---0---0---2---|
D | |--0-----4-----2-----4-----|
A | |-----|
E | |-----|
      + . . + . . + . . + . .

```

D C G D

```

E | |-----2-2-2-----2-2-2-2-----2-----| |
B | |--3---3-3-3-----3-----3---3-3-3-3-----3-----| |
G | |--2---2-2-2-----0-----2---2-2-2-2-2---2-----| |

```

D |--0-----0--0-----0-----||
 A |-----3-----2--0-----||
 E |-----||
 + . . + . . + . . + . .

Use same guitar pattern under solo voice:

#4 D

E ||-----2-2-2-----2-2-2-----|
 B ||--3---3-3-3---3---3---3-----3-3-3-----3-----|
 G ||--2---2-2-2---4---2---0---2---2-2-2---0---0---2---|
 D ||--0-----4-----2-----4-----|
 A ||-----|
 E ||-----|
 + . . + . . + . . + . .

1. I once had a girl, or should I
2. (Instrumental)

D C G D

E |-----2-2-2-----2-2-2-2-----2-----|
 B |--3---3-3-3-----3-----3---3-3-3-3-----3-----|
 G |--2---2-2-2-----0-----2---2-2-2-2-2---2-----|
 D |--0-----0--0-----0-----|
 A |-----3-----2--0-----|
 E |-----|
 + . . + . . + . . + . .

say, she once had me;

.....

D

E |-----2-2-2-----2-2-2-----|
 B |--3---3-3-3---3---3---3-----3-3-3-----3-----|
 G |--2---2-2-2---4---2---0---2---2-2-2---0---0---2---|
 D |--0-----4-----2-----4---|
 A |-----|
 E |-----|

+ . . + . . + . . + . .
 She showed me her room, is- n't it
 ...

D C G D

E |-----2-2-2-----2-2-2-2-----|
 B |--3---3-3-3-----3-----3---3-3-3-3-----3-----|
 G |--2---2-2-2-----0-----2---2-2-2-2-2---2-----|
 D |--0-----0---0-----0-----0---|
 A |-----3-----2---0-----|
 E |-----|

+ . . + . . + . . + . .
 good Nor-we-gian wood. She
 ... She

Dm

E |--1---1-1-1---1---0-0-0---0-----|
 B |--3---3-3-3---3---3-3-3---3---3-3-3-----|
 G |--2---2-2-2---2---0-0-0---0---2-2-2---2---0---2---|
 D |--0-----0-----0-----3---0---3---|
 A |--0-----0-----0-----|
 E |-----|

+ . . + . . + . . + . .

asked me to stay and she told me to sit an- y -
told me she worked in the morning and started to

G

```
E |--3---3-3-3-3-----3-3-3-3-----3-3-3-3-----3-----|
B |--3---3-3-3-3-----3-3-3-3-----3-3-3-3-----3-----|
G |--0---0-0-0-0-----0-0-0-0-----0-0-0-0-----0-----|
D |--0---0-0-0-0-----0-0-0-0-----0-0-0-0-----0-----|
A |--2-----0-----|
E |--3-----3-----|
```

+ . . + . . + . . + . .
where. So
laugh. I

Dm

```
E |--1---1-1-1---1---0-0-0---0-----|
B |--3---3-3-3---3---3-3-3---3---3-3-3-----|
G |--2---2-2-2---2---0-0-0---0---2-2-2---2---0---2---|
D |--0-----0-----0-----3---0---3---|
A |--0-----0-----0-----0-----|
E |-----|
```

+ . . + . . + . . + . .
I looked a round and I noticed there was-n't a
told her I did-n't and crawled off to sleep in the

Em7

A7

```
E |--0---0-0-0-0-----0-----0-0---0-0-0-0-0-----|
B |--3---3-3-3-3-----3-----3-2---2-2-2-2-2-----|
```

G |--0---0-0-0-0-0-----0-----0-0---0-0-0-0-0-0-----|
 D |--2---2-2-2-2-2-----2---2-2-2-2-2-----|
 A |--2-----2-----0-----0-----|
 E |-----|

+ . . + . . + . . + . .

chair.

bath.

Use same guitar pattern as in measure #4 above:

D
 1. I sat on a rug, bid-ing my
 2. And, when I a - woke, I was a-

D C G D
 time, drinking her wine.
 lone, this bird had flown.

D
 We talked un-til two, and then she
 So, I lit a fire, is- n't it

D C G D
 said "It's time for bed."
 good Nor-we-gian wood.

Repeat from measure #4 above.

Ending:

D

E |-----|

B |--3--3-3-3--3--3--3-----3-3-3-----3-----|

G |--2--2-2-2--4--2--0--2--2-2-2--0--0--2-----|

D |--0-----4-----2-----4-----|

A |-----|

E |-----|

 + . . + . . + . . + . .

D C G D

E |-----|

B |--3--3-3-3-----3-----3-----|

G |--2--2-2-2-----0-----2-----|

D |--0-----0--0-----|

A |-----3-----2--0-----|

E |-----|

 + . . + . . + . . + . .

You won't see me

Date: Sat, 20 Jan 1996 04:38:03 -0600
 From: cts@mail.utexas.edu (chris)
 Subject: You Won't See Me by The Beatles

 You Won't See Me
 (Lennon/McCartney)
 The Beatles
 Rubber Soul 1965

D A

 A B7 D A
 When I call you up, your line's engaged.

A B7 D A
 I have had enough, so act your age!
 A7 D Dm A
 We have lost the time that was so hard to find,
 A B7 D A
 And I will lose my mind if you won't see me. (You won't see me)
 D A
 You won't see me. (You won't see me)

A B7 D A
 I don't know why you should want to hide
 A B7 D A
 But I can't get through, my hands are tied.
 A7 D Dm A
 I won't want to stay, I don't have much to say,
 A B7 D A
 but I can turn away, and you won't see me. (You won't see me)
 D A
 You won't see me. (You won't see me)

D6 Dm6 A
 Time after time you refuse to even listen.
 B7 E7sus4 E7
 I wouldn't mind if I knew what I was missing.
 (No I wouldn't no I wouldn't)

A B7 D A
 Though the days are few they're filled with tears,
 A B7 D A
 and since I lost you it feels like years.
 A7 D Dm A
 Yes, it seems so long, girl since you've been gone,
 A B7 D A
 and I just can't go on if you won't see me. (You won't see me)
 D A
 You won't see me. (You won't see me)

D6 Dm6 A
 Time after time you refuse to even listen.
 B7 E7sus4 E7
 I wouldn't mind if I knew what I was missing.
 (No I wouldn't no I wouldn't)

A B7 D A
 Though the days are few they're filled with tears,
 A B7 D A
 and since I lost you it feels like years.
 A7 D Dm A
 Yes, it seems so long, girl since you've been gone,
 A B7 D A
 and I just can't go on if you won't see me. (You won't see me)
 D A
 You won't see me. (You won't see me)

A B7 D A
 Ooh ooh la la la ooh ooh la la la (repeat and fade)

transcribed by Chris Sears
cts@mail.utexas.edu

Date: Wed, 21 Jun 1995 11:32:31 +0059 (EDT)
From: Edmund R Schluessel <ers@world.std.com>
Subject: CRD: "You Won't See Me" (Beatles)

You Won't See Me

By John Lennon and Paul McCartney
from the Beatles album Rubber Soul

A E D A
When I call you up, your line's engaged.
A E D A
I have had enough, so act your age!
A7 D Dm A
We have lost the time that was so hard to find,
A E E A A Asus2 Am A
And I will lose my mind if you won't see me. (You won't see me)
E A A Asus2 Am A
You won't see me. (You won't see me)

I don't know why you should want to hide
But I can't get through, my hands are tied.
I won't want to stay, I don't have much to say,
but I get turned away, and you won't see me. (You won't see me)
You won't see me. (You won't see me)

BRIDGE

E E7 E A
Time after time you refuse to even listen.
B7 B E E7
I wouldn't mind if I knew what I was missin'.
(No I wouldn't no I wouldn't)

Though the days are few they're filled with tears,
and since I lost you it feels like years.
Yes, it seems so long, girl since you've been gone,
and I just can't go on if you won't see me. (You won't see me)
You won't see me. (You won't see me)

BRIDGE

Though the days are few they're filled with tears,
and since I lost you it feels like years.
Yes, it seems so long, girl since you've been gone,
and I just can't go on if you won't see me. (You won't see me)
You won't see me. (You won't see me)

A E
Ooh ooh la la la
D A
Ooh ooh la la la

>From verse 2 on, there are backing vocals which "ooh" the
appropriate chord.

CHORDS:

A X02220
E 022100
D XX0232

A7 X02020
 Dm XX0231
 Amaj9 X02100
 Am X02210
 Asus2 X02200
 E7 020130

```

/-- |-\ | \ / | | | | \ | |-\ Edmund Rudolph Schlüssel, ers@world.std.com
>- | | | \ / | | | | \ | | | RXJR87C@prodigy.com "Hradlefk sdar dolha, nur
\-- |-/ | | | \_/ | | | |-/ dolhac sdar hradschar"

```

Nowhere man

From: spxhaw@thor.cf.ac.uk (Howard Wright \ (Hman\))

Nowhere Man - The Beatles

From the album 'Rubber Soul'

Tabbed by Howard Wright
 spxhaw@uk.ac.cf.thor

To play this as it sounds on the record, put a capo on the second fret.

(So when I write D I mean play a D shape at the capo i.e two frets higher than it normally is)

Intro :

He's a real nowhere man

Sitting in his nowhere land

Em Gm D
 Making all his nowhere plans for nobody

D A
 Doesn't have a point of view

G D
 Knows not where he's going to

Em Gm D
 Isn't he a bit like you and me

F#m G
 Nowhere man please listen

F#m G
 You don't know what you're missing

F#m Em7 A7
Nowhere man the world is at your command

Solo:

Same chords as for verse

Verse 2:

He's as blind as he can be
Just sees what he wants to see
Nowhere man can you see me at all

Nowhere man don't worry
Take your time don't hurry
Leave it all till somebody else lends you a hand

There are a couple more repeats, but the chords are
the same

Howard

Date: Tue, 8 Oct 1996 17:40:41 +0100 (BST)
From: Rev Linda Slug <dal23@hermes.cam.ac.uk>
Subject: Nowhere Man - Tablature

Nowhere Man - John Lennon/Paul McCartney.

>From Rubber Soul - (P)1965

He's a real nowhere man
Sitting in his nowhere land
F#m Am E
Making all his nowhere plans for nobody

Fill:
{-----}
{--0-----}
{-----2-1-----}
{-----2-----}
{-----2-----}
{-----}

E B
Doesn't have a point of view
A E
Knows not where he's going to
F#m Am E
Isn't he a bit like you and me

G#m A
Nowhere man, please listen

G#m
A
 You don't know what you're missing
G#m
F#m
A
B
 Nowhere man, the world is at your command

Solo:

(Harm.)

```

{---0-0-----0-2-----12--}
{---0-----4-----2-2-----0-----}
{-----2-----1-2-----2-2-----2-2-----}
{-----4-----}
{-----3-----}
{-----8-7-7---7S0-----}
  
```

He's as blind as he can be
 Just sees what he wants to see
 Nowhere man can you see me at all?

Nowhere man, don't worry
 Take your time, don't hurry
 Leave it all till somebody else lends you a hand

27th May 1996.
 David Linley <dal23@hermes.cam.ac.uk>

Think for yourself

-Think For Yourself-

by George Harrison
 from Rubber Soul

Intro:

Guitar One

G7 hold.....

```

E |-----3-----|-----|
B |-----6-----|-----|
G |-----4-----|-----|
D |-----3-----|-----|
A | -5-----5-----5-----5-----6-----|
E | -3-----3-----3-----3-----4-----|
  
```

Guitar Two

```

E |-----|-----|
B |-----|-----|
G |-----|-----|
D | -5-----3/5-----5-----3h5--5-----5-----5-----5-----6-----|
A |-----|-----|
E |-----|-----|
  
```

Verse:

1. I've got a word or two
 2. I left you far behind
 3. Although your mind's opaque

Am Dm

```

E |-----|-----|
B |-----|-----|
G |-----7-----7/9-----7-----5-----|
  
```


D		-7-----		-----
A		-----		-----
E		-----		-----

To say about the things that you
 The ruins of the life you
 Try thinking more if just for your

		Bb		C
E		-----		-----
B		-----		-----
G		-----		-5-----5--
D		-8-----8--		-----
A		-----		-----
E		-----		-----

do
 had in mind
 own sake

		G7
E		-----
B		-----
G		-----5--6--
D		-5-----5--5--
A		-----5--
E		-----

1. You're telling all those lies
2. And though you still can't see
3. The future still looks good

		Am		Dm
E		-----		-----
B		-----		-----
G		-----		-7-----7/9--7--5--
D		-7-----7--		-----
A		-----		-----
E		-----		-----

About the good things that we can
 I know you're mind's made up You 're
 And you've got time to rec ti fy

		Bb		C
E		-----		-----
B		-----		-----
G		-----		-5-----5--
D		-8-----8--		-----
A		-----		-----
E		-----		-----

have if we close our eyes
 gonna cause more misery
 All the things that you should

		G7		Am
E		-----		-----
B		-----		-----
G		-----		-----
D		-5-----5--		-7-----x-x-5\--
A		-----		-----
E		-----		-----

Chorus:

Do what you want to do
 C7

And

E	-----	-----
B	-----	-----
G	-----	-----3-----2-----
D	-----2-----5-----5-----2-----	-----5-----2-----
A	-----3-----3-----	-----3-----3-----
E	-----	-----

Go where you're going to

G7

C

E	-----	-----
B	-----	-----
G	-----4-----7-----7-----4-----	-----
D	-----5-----5-----	-----3-----
A	-----	-----5-----5-----3-----1-----
E	-----	-----3-----

Think for yourself 'cause

Eb/Bb

I won't be there with you

D7

E	-----	-----
B	-----	-----
G	-----	-----
D	-----	-----
A	-----1-----1-----3-----	-----5-----5-----5-----
E	-----	-----

1,2,3:

G7

E	-----	-----
B	-----	-----
G	-----3-----	-----
D	-----5-----	-----3-----5-----5-----6-----
A	-----5-----	-----
E	-----	-----

go back to the top...

4:

G7

E	-----	-----
B	-----	-----
G	-----	-----
D	-----5-----5-----	-----5-----5-----5h3-----
A	-----5-----	-----5-----3-----1-----
E	-----	-----

Final Chorus:

Do what you want to do

C7

And

E	-----	-----
B	-----	-----
G	-----	-----3-----2-----
D	-----	-----5-----2-----
A	-----1-----3-----1-----3-----3-----1-----	-----3-----
E	-----	-----

Go where you're going to

G7

C

E	-----	-----
B	-----	-----
G	-----4-----7-----7-----4-----	-----
D	-----5-----5-----	-----3-----

```
A |-----| -5-----5---3---1-----|
E |-----| -----3--|
```

Think for yourself 'cause I won't be there with you
Eb/Bb D7

```
E |-----| -----|
B |-----| -----|
G |-----| -----|
D |-----| -----|
A | -1----1----1----1---3---| -5-----5-----5---5-----5---|
E |-----| -----|
```

C7 G

```
E |-----| -----|
B |-----| -----|
G |-----| -----|
D |-----| -5-----5-----5---5-----|
A | -3----3----3---3---| -----3---|
E |-----| -----3---|
```

Think for yourself 'cause I won't be there with you
Eb/Bb D7

```
E |-----| -----|
B |-----| -----|
G |-----| -----|
D |-----| -----|
A | -1----1----1---1-----3---| -5-----5-----5---5-----5---|
E |-----| -----|
```

C7 G

```
E |-----| -----|
B |-----| -----|
G |-----3-----5p3-----3---| -----|
D | -3/5-----5-----| -5-----3---5-----|
A |-----| -----5-----|
E |-----| -----|
```

The END!

Tab Special Notations:

- 0---- play the open string ('fret zero')
- 5---- play fret five
- 5~---- play fret five with vibrato
- 5/7--- play fret five, slide up to fret seven
- 7\5--- play fret seven, slide down to fret five
- 8b(9)-- play fret eight, bend the string (at fret eight) to reach the pitch of fret nine
- b(9)8-- play fret eight already bent to the pitch of fret nine, unbending until it reaches the normal pitch of fret eight
- h7--- hammer-on to fret seven
- p5--- pull-off to fret five
- /7---- slide up to fret 7 (the starting fret of the slide is undefined, judge by ear)
- 15\--- play fret 15, slide down (the ending fret of the slide is undefined, judge by ear)
- 0h3--- play the open string and immediately hammer-on to fret three
- 7p5--- play fret seven and immediately pull-off to fret five

I jprg_beatles@yahoo.com I
 I Visit Beatles Central for more great Beatles tabs and midis(220+ each). I
 I Every album covered! http://members.tripod.com/jprg_beatles/index.html I
 =====

The word

-The Word-

by Lennon/McCartney
 from Rubber Soul

Intro:

D7

Say the

Verse 1:

D7

word and you'll be free Say the

D7

word and be like me Say the

G7

word I'm thinking of Have you

D7

heard the word is love?

Chorus:

Asus4 A Gsus4 A D7
 It's so fine, It's sun-shine It's the word

love

Bridge:

D7

Cadd9

In the beginning, I misunderstood

F6

G7

But now I've got it, the word is good Spread the

Verse 2:

D7

word and you'll be free Spread the

D7

word and be like me Spread the

G7

word I'm thinking of Have you

D7

heard the word is love?

Chorus:

Asus4 A Gsus4 A D7
 It's so fine, It's sun-shine It's the word

love

Bridge:

D7

Cadd9

Everywhere I go, I hear it said

F6

G7

In the good and bad books that I have read Say the

Verse 1:

D7
 word and you'll be free Say the
 D7
 word and be like me Say the
 G7
 word I'm thinking of Have you
 D7
 heard the word is love?

Chorus:

Asus4 A Gsus4 A D7
 It's so fine, It's sun-shine It's the word
 love

Bridge:

D7 Cadd9
 Know that I know, what I feel must be right
 F6 G7
 I'm here to show everybody the light Give the

Verse 4:

D7
 word a chance to say That the
 D7
 word is just the way It's the
 G7
 word I'm thinking of And the
 D7
 on ly word is love

Chorus:

Asus4 A Gsus4 A D7
 It's so fine, It's sun-shine It's the word

Solo:

D7	Cadd9
E -----	-----
B -----	-----
G -----	-----
D 0-----3-----	0-----3-----
A -----3-----0-----0-----	-----3-----0-----0-----
E -----3-----	-----3-----
F6	G7
E -----	-----
B -----	-----
G -----	-----
D 0-----3-----	0-----
A -----3-----0-----0-----	-----3-----0-0-0-0-----
E -----3-----	-----3-3-1-1-----

Coda:

Say the
 D7
 word love Say the
 G7
 word love Say the
 D7
 word love Say the

Asus4 A Gsus4 G
 word _____
 D7
 love

Outro Riff:

D7		Cadd9	
E -----	-----	E -----	-----
B -----	-----	B -----	-----
G -----	-----	G -----	-----
D 0-----3-----	-----0-----3-----	D 0-----3-----	-----0-----3-----
A -----3-----0-----0-----	-----3-----0-----0-----	A -----3-----0-----0-----	-----3-----0-----0-----
E -----3-----	-----3-----	E -----3-----	-----3-----
F6		G7	
E -----	-----	E -----	-----
B -----	-----	B -----	-----
G -----	-----	G -----	-----
D 0-----3-----	-----0-----3-----	D 0-----3-----	-----0-----3-----
A -----3-----0-----0-----	-----3-----0-----0-----	A -----3-----0-----0-----	-----3-----0-----0-----
E -----3-----	-----3-----	E -----3-----	-----3-----

PHEW!!

```

=====
I           Transcribed by the Beatles Central Team           I
I           jpgr_beatles@yahoo.com                             I
I  Visit Beatles Central for more great Beatles tabs and midis(220+ each).  I
I  Every album covered! http://members.tripod.com/jpgr\_beatles/index.html  I
=====
  
```

Michelle

TAB: Michelle
 MUSIC BY: The Beatles (Released on the "Rubber Soul" album)
 TABBED BY: rgm_lennon@yahoo.com

Michelle
 by the Beatles

Intro :

```

1 |-----8-----8-----8-----8-----8-----8--6--4-----8--8--8--8--2 |-----9-----9-----9-----
-9-----6--6--4--8--8--8--8--8--8--
3 |--10-----9-----8-----7-----6-----9--9--9--9--9--
4 |-----
5 |-----
6 |-----
  
```

F7 Bb7
 Michelle, ma belle
 Eb C#7 C7 C#7 C7
 these are words that go together well, my Michelle
 F7 Bb7
 Michelle ma belle,
 Eb C#7 C7
 sont les mots qui vont tres bien ensemble
 C#7 C7
 tres bien ensemble
 Fm
 I love you, I love you, I love you

G# C#
 that's all I want to say
 C7 Fm
 until I find the way

(Intro)
 I will say the only words I know that you'll understand

Michelle ma belle
 sont les mots qui vont tres bien ensemble
 tres bien ensmble

I need you, I need you, I need you
 I need to make you see
 what you mean to me
 until I do, I'm hoping you will know what I mean
 I love you

```

|-----|
|-----|
|-----|
|-----7--8--10--11-----8-----|
|8-8-10-----11-10-10-11-6-8-8-10---6--5--7--5--|
|-----|
    
```

```

1|-----|
2|-----|
3|-----|
4|--6-----5-----|
5|-----8--7--3--5--7--8-----|
6|-----|
    
```

I want you, I want you, I want you
 I think you know by now,
 I'll get to you somehow,
 until I do I'm telling you, so you'll understand

Michelle, ma belle
 sont les mots qui vont tres bien ensemble
 tres bien ensemble

(intro)
 I will say the only words I know that you'll understand
 My Michelle.
 (solo)

What goes on

-What Goes On?-

by Lennon/McCartney/Ringo
 from Rubber Soul

Intro:

```

E|-----1---2---3---|-----4-----|
B|-----|-----4-----4-----|
G|-----2---2---3---|-----4-----|
D|-----|-----4-----4-----|
A|-----|-----|
    
```

E |-----|-----|
 E7
 E |-----0-----0-----|
 B |-----0-----0-----|
 G |---2-----|
 D |-----|
 A |-----|
 E |-----|

What goes on

Chorus:

E7
 in your heart? What goes on
 A7
 in your mind? You are tear-
 E7
 ing me apart When you treat
 A7 B7
 me so unkind What goes on
 E7
 in your mind The

Verse 1:

E7 Am
 other day I saw you As I walked along the road But
 E7 Am
 When I saw him with you I could feel my future fold It's so
 Am B7 E7
 easy for a girl like you to lie Tell me why
 B7
 What goes on

Chorus:

E7
 in your heart? What goes on
 A7
 in your mind? You are tear-
 E7
 ing me apart When you treat
 A7 B7
 me so unkind What goes on
 E7
 in your mind I

Verse 2:

E7 Am
 met you in the morning waiting for the tides of time But
 E7 Am
 Now the tide is turning I can see that I was blind It's so
 Am B7 E7
 easy for a girl like you to lie Tell me why
 B7 E7
 What goes on in your heart

Solo:

E7
 E |-----7-----7---7-----|-----12-----12-----12-----|
 B |-----|-----|-----12-----12-----12-----|
 G |-----7-----|-----|-----|-----|
 D |-----|-----|-----14-----14-----|
 A |---4/7-7-----|-----|-----|
 E |-----|-----|-----|
 A7 E7


```

E|-----9-----9-----9-----|-----0-----0-----|
B|-----10-----10--10-----|-----3-----3--0-----|
G|-----9-----9-----|-----0h1-----1-----|
D|-----|-----4/6--|
A|-----|-----|
E|-----|-----0-----|
    
```

```

E|-----0-----0-----0-----|-----0-----0-----|
B|--0--0-----0-----0-----|-----3-----3-----3--0--|
G|-----6-----6-----|-----1-----|
D|-----6-----|-----|
A|-----|-----|
E|-----|-----|
    
```

```

A7 B7
E|-----0-----0-----0-----0--|--2-----2-----0-----|
B|-----2-----2-----2-----|-----0-----0-----0-0--|
G|-----0-----0-----0-----|-----2-----3-----|
D|-2-----|-----|
A|-----|-----2-----|
E|-----|-----|
    
```

```

E7
E|-----0-----0-----|
B|-----3-----3-----|
G|-----|
D|-----|
A|-----|
E|-----|
    
```

Verse 3:

```

E7 Am
used to think of no one else But you were just the same You
E7 Am
didn't even think of me As someone with a name Did you mean
Am B7 E7
to break my heart and watch me die Tell me why
B7 E7
What goes on in your mind
E7
in your mind...
    
```

```

=====
I Transcribed by the Beatles Central Team I
I jpgr_beatles@yahoo.com I
I Visit Beatles Central for more great Beatles tabs and midis(220+ each). I
I Every album covered! http://members.tripod.com/jpgr_beatles/index.html I
=====
    
```

Girl

```

Received: from animal-farm.nevada.edu by redrock.nevada.edu (5.65c/M1.4)
with SMTP id <AA04517>; Mon, 6 Sep 1993 01:02:08 -0700
Received: from inet-gw-2.pa.dec.com by animal-farm.nevada.edu id
<AA05432@animal-farm.nevada.edu>; Mon, 6 Sep 1993 01:02:06 -0700
Received: by inet-gw-2.pa.dec.com; id AA28740; Mon, 6 Sep 93 01:01:58 -0700
Received: by vbormc.vbo.dec.com; id AA29208; Mon, 6 Sep 93 10:01:15 +0200
Message-Id: <9309060801.AA29208@vbormc.vbo.dec.com>
Received: from untvc2.enet; by vbormc.enet; Mon, 6 Sep 93 10:01:24 MET DST
Date: Mon, 6 Sep 93 10:01:24 MET DST
From: Ludwig Alberter <ludwig@untvc2.enet.dec.com>
    
```

To: 51.310.."jamesb@nevada.edu"@vbormc.vbo.dec.com@animal-farm.nevada.edu
Apparently-To: jamesb@animal-farm.nevada.edu
Subject: Beatles/Girl.chopro

{title:Girl}
{subtitle:Lennon/McCartney}

Is there [Am]anybody [E]goin' to listen [C]to my [Am]story
[Dm]all about a [G7]girl who came to [C]stay? [E]
She's the [Am]kind of girl you [E]want so much it [C]makes you [Am]sorry;
[Dm]still, you don't re[G7]gret a single [C]day. [E]
Ah, [C]gi---[Am]-----[Dm]-----[G7]rl! [C]gi---[Am]-----[Dm]-----[G7]rl!

When I think of all the times I've tried so hard to leave her
She will turn to me and start to cry;
And she promises the earth to me and I believe her.
After all this time I don't know why.
Ah, girl! Girl!

She's the kind of girl [Dm]who puts you [A7]down
when friends are there, you feel a [Dm]fool.
Dee dee dee [A7]Deedeedeedeedeedeedeedeedeede.
[Dm]When you say she's looking good
she [A7]acts as if it's understood.
She's [Dm]cool, cool, [F]cool, cool.
[C]Gi---[Am]-----[Dm]-----[G7]rl! [C]gi---[Am]-----[Dm]-----[G7]rl!

Was she told when she was young that fame would lead to pleasure?
Did she understand it when they said
that a man must break his back to earn his day of leisure?
Will she still believe when he's dead?
Ah, girl! Girl!

I'm looking through you

I'm Looking Through You
The Beatles
Rubber Soul, 1965

Tab By: Katie Levandowski, Shylock500@juno.com

*Note: I didn't come up with this tab on my own. My guitar teacher did.

Capo: 1st fret

Intro:

-----7-7-7-7----- 5-5-5-----5-5-----
-----8-8-8-8----- 7-7-7-----7-7-----
-----7-7-7-7----- 7-7-7-----7-7-----
0-----

Then to chords: G & C

G: 320003
C: 032013
Dsus: 000233

*On D, try changing between D, Dsus, and D2
 listen to song to hear what I mean
 Get the whole album - you'll be glad you did

Verse:

G C Am Em *D

I'm looking through you, where did you go?

G C Am Em D
 I thought I knew you, what did I know?

Em D Am G C D
 You don't look different, but you have changed.

G C Am C7 G C G C
 I'm looking through you, you're not the same.

Bridge:

C G
 Why, tell me why did you not treat me right?

C Dsus D
 Love has a nasty habit of disappearing overnight.

Back to verse

Ending is just G C G C over & over

In my life

Date: Tue, 12 Jan 93 11:09:11 -0600
 From: Scott A. Yanoff <yanoff@csd4.csd.uwm.edu>

It seems not too long ago many people were posting their rendition of this song and such, so I decided to take every version of this song that was posted and turn it into what I thought was a decent version, based on sound and ease of play.

The Beatles

In My Life

Main Riff: E----5-----0-4-
 B--2---2-3-----
 G--2-----

There are places I'll remember
 A F#m

All my life though some have changed
 Bm Dm A

Some for ever not for better
 A F#m

Some have gone, and some remain.
 Bm Dm A

All these places have their moments
 F#m Bm

With lovers and friends, I still can recall
 G A

Some are dead and some are living
 F#m Bm

In my life, I've loved them all
 D Dm A

{Repeat main riff, and continue as verse above}

But of all these friends and lovers
 There is no one compared with you
 And these memories lose their meaning
 When I think of love as something new
 Thought I know I'll never lose affection
 For people and things that went before
 I know I'll often stop and think about them
 In my life I'll love you more
 In my life I'll love you more

At the end, there is the first riff above, then a higher Dm (played as a bar chord at the 5th fret) then the riff below:

 E7 A
 Last Riff: E----5-----0-4----4--2--4--5
 B--2---2-3-----3-----5
 G--2-----4-----6
 D-----7

CHORD FORMATIONS:

A x 0 2 2 2 0
 F#m 2 4 4 2 2 2 (Bar across 2nd fret)
 Bm x x 4 4 3 2
 Dm x x 0 2 3 1
 G 3 2 0 0 3 3

Wait

From: Harlan L Thompson <harlant@uhunix.uhcc.Hawaii.Edu>

WAIT- The Beatles

Em7 A Am Em B7 Em

 Em7 A Am Em B7 Em
 It's been a long time, now I'm coming back home

Em7 A Am Em B7 Em
 I've been away now, oh how I've been alone

CHORUS:

G Cmaj7 G Cmaj7 G Cmaj7
 Wait till I come back to your side
 G B7 Em
 We'll forget the tears we cried

But if your heart breaks, don't wait, turn me away
 And if your heart's strong, hold on, I won't delay ...CHORUS

BRIDGE:

Em Am D G
 I feel as though you ought to know that I've been good
 Em
 As good as I can be
 Am D
 And if you do, I'll trust in you
 G Em B
 And know that you will wait for me

REPEAT VERSE ONE AND CHORUS

REPEAT VERSE TWO AND VERSE ONE

Em7: 0 2 2 0 3 0 Cmaj7: x 3 2 0 0 0

(from Rubber Soul, 1965)
 (sent by Harlan at harlant@hawaii.edu)

If I needed someone

From: marc@owl.net.rice.edu (Marc Bennett Hirsh)
 Subject: "If I Needed Someone" (The Beatles)

George Harrison's finest unsung moment. A very underrated song that is a brilliant example of pop perfection, circa 1965. They don't make 'em like this any more. To play it, use a capo at the 7th fret. Of course, to make it sound right, you'll need a 12-string (preferably Rickenbacker, of course), but I've found that I can achieve a passably similar effect by either turning on the chorus just enough that I hear two separate sounds or setting my delay pedal long enough to hear two separate sounds. Either way, ya gotta jangle, or it won't sound right.

I think John Lennon may be playing first position chords throughout, so I'll write the chord names above the TAB and I'll draw the shapes at the end. I can't tell exactly what the rhythm is for this part, but as long as it's not overdone, it should be fine.

(Even though the capo is at the 7th fret, I'm writing this as if it were the nut - i. e. `0' in the tab will correspond to the 7th fret. Just add 7 to everything if it gets too confusing.)

"If I Needed Someone" (George Harrison)

Performed by the Beatles

>From the album Rubber Soul

Transcribed without permission but I'll take the heat anyway by Marc Hirsh

Notation:

- s - sixteenth note
 - e - eighth note
 - q - quarter note
 - h - half note
 - w - whole note
 - . - play note for one and a half times the value before it (just like a dot in standard notation)
 - ^ - ties two note lengths together
- NOTE LENGTHS IN CAPITAL LETTERS MEAN REST FOR THAT VALUE OF TIME!
- / - slide up
 - \ - slide down
 - h - hammer-on
 - p - pull-off

Let ring!

A7

e e e e e e e e e e e e e e e e

E-----0-----		---3---2---0----	
B---3---1-----1-		h3-----3-	
G-----		-----	X2 (band enters 2nd time)
D-0---0---0---0---		(0)---0---0---0---	
A-----		-----	
E-----		-----	

A7 G/A

e e

E-----0---2---3-		---2---0-----		-----0---2---0-		---2---3---2---0-
B---3-----		-----3---3-		---3-----		-----3-
G-----		-----		-----		-----0-
D-0---0---0---0---		-0---0---0---0---		-0---0---0---0---		-0---0---0---0-2-
A-----		-----		-----		-----3-
E-----		-----		-----		-----

If I needed someone to love, you're the one that I'd be thinking of

(G/A) (G/A) A7

(w) (w) e e e e e e e e e e e e e e e e

E-(0)-- -(0)-----		-----0-----		---3---2---0----
B-(3)-- -(3)-----		---3---1-----1-		h3-----3-
G-(0)-- -(0)-----		-----		-----
D-(2)-- -(2)-----		-0---0---0---0---		(0)---0---0---0---
A-(3)-- -(3)-----		-----		-----
E-----		-----		-----

If I needed someone

A7 G/A

e e

E-----0---2---3-		---2---0-----		-----0---2---0-		---2---3---2---0-
B---3-----		-----3---3-		---3-----		-----3-
G-----		-----		-----		-----0-
D-0---0---0---0---		-0---0---0---0---		-0---0---0---0---		-0---0---0---0-2-
A-----		-----		-----		-----3-
E-----		-----		-----		-----

If I had some more time to spend, then I guess I'd be with you, my friend

(G/A) (G/A) A7

(w) (w) e e e e e e e e e e e e e e e e

E-(0)-- -(0)-----		-----0-----		---3---2---0----
B-(3)-- -(3)-----		---3---1-----1-		h3-----3-
G-(0)-- -(0)-----		-----		-----
D-(2)-- -(2)-----		-0---0---0---0---		(0)---0---0---0---
A-(3)-- -(3)-----		-----		-----
E-----		-----		-----

E-----|-----|-----|-----
 If I needed someone

Em	F#7		Bm
w	w	w	w
E-0-----	-2-----	-2-----	-0-----
B-1-----	-0-----	-0-----	-0-----
G-2-----	-2-----	-2-----	-0-----
D-2-----	-1-----	-1-----	-2-----
A-0-----	-2-----	-2-----	-2-----
E-----	-----	-----	-0-----

Had you come some other day then it might not have been like this

Em	F#7	Bm	E
w	w	w	e e e e e e e e
E-0-----	-2-----	-0-----	-----0-----
B-1-----	-0-----	-0-----	---2---3-----
G-2-----	-2-----	-0-----	-----2-----
D-2-----	-1-----	-2-----	-----
A-0-----	-2-----	-2-----	-0---0---0---0---
E-----	-----	-0-----	-----

But you see now I'm too much in love

A7			G/A
e e e e e e e e	e e e e e e e e	e e e e e e e e	e e e e e e e e
E-----0---2---3-	---2---0-----	-----0---2---0-	---2---3---2---0-
B---3-----	-----3---3-	---3-----	-----3-----
G-----	-----	-----	-----0-----
D-0---0---0---0-	-0---0---0---0-	-0---0---0---0-	-0---0---0---0-2-
A-----	-----	-----	-----3-----
E-----	-----	-----	-----

Carve your number on my wall and maybe you will get a call from me

(G/A)	(G/A)	A7	
(w)	(w)	e e e e e e e e	e e e e e e e e
E-(0)---	-(0)-----	-----0-----	---3---2---0-----
B-(3)---	-(3)-----	---3---1-----1-	h3-----3-----
G-(0)---	-(0)-----	-----	-----
D-(2)---	-(2)-----	-0---0---0---0-	(0)---0---0---0-
A-(3)---	-(3)-----	-----	-----
E-----	-----	-----	-----

If I needed someone

(guitar solo)

A7			
e e e e e e e e	e e e e e e q.	e e e e e e e e	e e e e e e q.
E---5---3---2---0-	---2---3---2---	---5---3---2---0-	---2---3---2---
B-----	-----	-----	-----
G-----	-----	-----	-----
D-0---0---0---0-	-0---0---0---	-0---0---0---0-	-0---0---0---
A-----	-----	-----	-----
E-----	-----	-----	-----

Aaah...

G/A		A7	
w	q. q. q	e e e e e e e e	e e e e e e e e
E---0-----	-0---3-	-----0-----	---3---2---0-----
B---3-----	-3-1-	---3---1-----1-	h3-----3-----
G---0-----	-0-----	-----	-----
D---2-----	-----	-0---0---0---0-	(0)---0---0---0-
A-----	-----	-----	-----
E-----	-----	-----	-----

Aaah...

A7 G/A
 e
 E-----0---2---3- | ---2---0----- | -----0---2---0- | ---2---3---2---0-
 B---3----- | -----3---3- | ---3----- | -----3-
 G----- | ----- | ----- | -----
 D-0---0---0---0--- | -0---0---0---0--- | -0---0---0---0--- | -0---0---0---0-2-
 A----- | ----- | ----- | -----
 E----- | ----- | ----- | -----
 If I needed someone to love, you're the one that I'd be thinking of

(G/A) (G/A) A7
 (w) (w) e e e e e e e e e e e e e e e e e
 E-(0)-- | -(0)----- | -----0----- | ---3---2---0-----
 B-(3)-- | -(3)----- | ---3---1-----1- | h3-----3-
 G-(0)-- | -(0)----- | ----- | -----
 D-(2)-- | -(2)----- | -0---0---0---0--- | (0)---0---0---0---
 A-(3)-- | -(3)----- | ----- | -----
 E----- | ----- | ----- | -----
 If I needed someone

A7 G/A
 e
 E-----0---2---3- | ---2---0----- | -----0---2---0- | ---2---3---2---0-
 B---3----- | -----3---3- | ---3----- | -----3-
 G----- | ----- | ----- | -----
 D-0---0---0---0--- | -0---0---0---0--- | -0---0---0---0--- | -0---0---0---0-2-
 A----- | ----- | ----- | -----
 E----- | ----- | ----- | -----
 If I had some more time to spend, then I guess I'd be with you, my friend

(G/A) (G/A) A7
 (w) (w) e e e e e e e e e e e e e e e e e
 E-(0)-- | -(0)----- | -----0----- | ---3---2---0-----
 B-(3)-- | -(3)----- | ---3---1-----1- | h3-----3-
 G-(0)-- | -(0)----- | ----- | -----
 D-(2)-- | -(2)----- | -0---0---0---0--- | (0)---0---0---0---
 A-(3)-- | -(3)----- | ----- | -----
 E----- | ----- | ----- | -----
 If I needed someone

Em F#7 Bm
 w w w w
 E-0----- | -2----- | -2----- | -0-----
 B-1----- | -0----- | -0----- | -0-----
 G-2----- | -2----- | -2----- | -0-----
 D-2----- | -1----- | -1----- | -2-----
 A-0----- | -2----- | -2----- | -2-----
 E----- | ----- | ----- | -0-----
 Had you come some other day then it might not have been like this

Em F#7 Bm E
 w w w e e e e e e e e
 E-0----- | -2----- | -0----- | -----0-----
 B-1----- | -0----- | -0----- | ---2---3-----
 G-2----- | -2----- | -0----- | -----2-
 D-2----- | -1----- | -2----- | -----
 A-0----- | -2----- | -2----- | -0---0---0---0---
 E----- | ----- | -0----- | -----
 But you see now I'm too much in love

A7 G/A
 e


```

E-----0---2---3- | ---2---0----- | -----0---2---0- | ---2---3---2---0-
B---3----- | -----3---3- | ---3----- | -----3-
G----- | ----- | ----- | -----0-
D-0---0---0---0--- | -0---0---0---0--- | -0---0---0---0--- | -0---0---0---0-2-
A----- | ----- | ----- | -----3-
E----- | ----- | ----- | -----
    
```

Carve your number on my wall and maybe you will get a call from me

```

      (G/A)  (G/A)      A7
      (w)   (w)         e e e e e e e e   e e e e e e e e
E-(0)--- | -(0)----- | -----0----- | ----3---2---0-----
B-(3)--- | -(3)----- | ---3---1-----1- | h3-----3-
G-(0)--- | -(0)----- | ----- | -----
D-(2)--- | -(2)----- | -0---0---0---0--- | (0)---0---0---0---
A-(3)--- | -(3)----- | ----- | -----
E----- | ----- | ----- | -----
    
```

If I needed someone

```

      A7                                 A
      e e e e e e e e   e e e e e e e e   w
E-----0----- | ---3---2---0----- | ----- |
B---3---1-----1- | h3-----3- | -3- |
G----- | ----- | -2- |
D-0---0---0---0--- | (0)---0---0---0--- | -0- |
A----- | ----- | ----- |
E----- | ----- | ----- |
    
```

=====
John Lennon's chords: (all played 1st position - WITHOUT A CAPO)

```

      A7      G/A      Em      F#7      Bm      E      A
E-0-----3-----0-----0-----2-----0-----0-----
B-2-----0-----0-----2-----3-----0-----2-----
G-0-----0-----0-----3-----4-----1-----2-----
D-2-----0-----2-----4-----4-----2-----2-----
A-0-----0-----2-----2-----2-----2-----0-----
E-----0-----0-----0-----0-----0-----0-----
    
```

Rhythmically, this should be okay. I transcribed this mostly on my own (I got chord changes and forms and lyrics from a book, but all of the embellishments such as capo placement and music beyond standard chording was my own doing), so there are going to be some things that aren't quite right. For instance, obviously, if both guitars stand still during the G/A chord, things are going to be pretty boring, so there is a rhythm pattern beyond what I have, I just haven't pegged it down precisely. Slight arpeggiations seem to work fine here.

I recently listened to this album again and was blown away by this song. A true masterpiece, especially the solo. I wish that I could transcribe the incredible vocal harmonies; alas, there's no way. Still, this should be plenty. Happy playing!

--
Marc Hirsh (marc@owl.net)

Run for your life

Date: Sat, 20 Jan 1996 04:42:29 -0600
From: cts@mail.utexas.EDU (chris)
Subject: Run For Your Life by The Beatles

Run For Your Life
(Lennon/McCartney)

The Beatles
Rubber Soul (1965)

Intro:

The song opens with an acoustic guitar playing a D. Then two electric guitars enter:

e. guitar 1

-----	-----	-----	-----	-----
-----1---0-	-----1---0-	-----1---0-	-----1---0-	-----1---0-
-----2-----2-	-----2-----2-	-----2-----2-	-----2-----2-	-----2-----2-
---0-----3--4--	---0-----3--4--	---0-----3--4--	---0-----3--4--	---0-----3--4--
-----	-----	-----	-----	-----
-----	-----	-----	-----	-----

e. guitar 2

-----	-----5- /7---7-	-----5- /7---5-	-----5- /7---5-	-----5- /7---7-
-----5- /7---5-	-----5- /7---7-	-----5- /7---5-	-----5- /7---5-	-----5- /7---7-
-----5- /7---7-	-----5- /7---5-	-----5- /7---7-	-----5- /7---5-	-----5- /7---7-
-----	-----	-----	-----	-----
-----	-----	-----	-----	-----

An acoustic guitar plays straight chords and accompanies the vocals:

[verse 1]

D

Well I'd rather see you dead little girl

Bm

Than to be with another man

D

You better keep your head little girl

Bm

Or you won't know where I am

[chorus]

E

You better run for your life if you can little girl

Bm E

Hide your head in the sand little girl

Bm G

Catch you with another man

F# Bm D

That's the end little girl.

e. guitar 1

-----	-----1---0-	-----1---0-	-----1---0-	-----1---0-	-----1---0-
-----2-----2-	-----2-----2-	-----2-----2-	-----2-----2-	-----2-----2-	-----2-----2-
---0-----3--4--	---0-----3--4--	---0-----3--4--	---0-----3--4--	---0-----3--4--	---0-----3--4--
---2--3--4-	-----	-----	-----	-----	-----
-----	-----	-----	-----	-----	-----
-----	-----	-----	-----	-----	-----

e. guitar 2

-----5- /7---7-	-----5- /7---7-	-----5- /7---7-	-----5- /7---7-	-----5- /7---7-	-----5- /7---7-
-----5- /7---5-	-----5- /7---5-	-----5- /7---5-	-----5- /7---5-	-----5- /7---5-	-----5- /7---5-
-----5- /7---7-	-----5- /7---7-	-----5- /7---7-	-----5- /7---7-	-----5- /7---7-	-----5- /7---7-
-----	-----	-----	-----	-----	-----
-----	-----	-----	-----	-----	-----

[verse2]

D

Well you know that I'm a wicked guy

Bm

And I was born with a jealous mind

D

And I can spend my whole life

Bm

Tryin' just to make you tow the line.

[chorus]

E

You better run for your life if you can little girl

Bm E

Hide your head in the sand little girl

Bm G

Catch you with another man

F# Bm D

That's the end little girl.

[solo]

e. guitar 1

---	-----15	b(17)-b(17)15-13-15-13-----	-----15	b(17)(17)-b(17)15-13-----
---	-----	-----15-13-	15-15-----	-----15-13
---	-----	-----	-----	-----
---	-----	-----	-----	-----
---	-----	-----	-----	-----

e. guitar 2

---	-----	-----	-----	-----
-5-	/7--7-	-----5-	/7-7-----	-----10
-5-	/7--5-	-----5-	/7-5-----	-----10
-5-	/7--7-	-----5-	/7-7-----	-----10
---	-----	-----	-----	-----
---	-----	-----	-----	-----

e. guitar 1

-----	-----12-----	-----	-----
15--15--15	b(17)---b(17)15-13---13-	15--15-----	-----10-----
-----	-----15-----	-----12	b(14)---b(14)12-10-----
-----	-----	-----	-----12-
-----	-----	-----	-----

e. guitar 2

-----	-----	-----	-----
/12--12--	-----5-	/7--7-----	-----12-
/12--10--	-----5-	/7--5-----	-----12-
/12--12--	-----5-	/7--7-----	-----12-
-----	-----	-----	-----
-----	-----	-----	-----

e. guitar 1

-----	-----	-----	-----10-----	-----
-----	-----	-----12	b(14)---b(14)12-10---	-----
-----	-----12-----12-----	12--12-----	-----12-----	-----
-----	-----10/12-----12-----12-----	-----	-----	-----

e. guitar 2

/14--14-	-----5-	/7--7----	-----5-	/7--7-
/14--12-	-----5-	/7--5----	-----5-	/7--5-
/14--14-	-----5-	/7--7----	-----5-	/7--7-
-----	-----	-----	-----	-----
-----	-----	-----	-----	-----

[verse 3]

D
Let this be a sermon
 Bm
I mean every thing I said
 D
Baby I'm determined
 Bm
That I'd rather see you dead

[chorus]

E

You better run for your life if you can little girl
Bm E
Hide your head in the sand little girl
Bm G
Catch you with another man
F# Bm D
That's the end little girl.

e. guitar 1

-----	-----1---0-	-----	-----1---0-	-----	-----
-----	-----	-2-----2-	-----	-2-----2-	-----
-----	-0-----	-----3--4--	-0-----	-----3--4--	-----
--2--3--4-	-----	-----	-----	-----	-----
-----	-----	-----	-----	-----	-----

e. guitar 2

-----5	/7--7----	-----5-	/7--7----	-----5-	/7--7----
-----5	/7--5----	-----5-	/7--5----	-----5-	/7--5----
-----5	/7--7----	-----5-	/7--7----	-----5-	/7--7----
-----	-----	-----	-----	-----	-----
-----	-----	-----	-----	-----	-----

[verse 4]

D
I'd rather see you dead little girl
 Bm

Than to be with another man
 D
 You better keep your head little girl
 Bm
 Or you won't know where I am

[chorus]

 E
 You better run for your life if you can little girl
 Bm E
 Hide your head in the sand little girl
 Bm G
 Catch you with another man
 F# Bm D
 That's the end little girl.

e. guitar 1

-----	-----	-----	-----	-----	-----
-----	-----1---0-	-----	-----1---0-	-----	-----
-----	-----	-----2-----2-	-----	-----2-----2-	-----
-----	-----0-----	-----3--4--	-----0-----	-----3--4--	-----
-----2--3--4-	-----	-----	-----	-----	-----
-----	-----	-----	-----	-----	-----

e. guitar 2

-----	-----	-----	-----	-----	-----
-----5-	-----/7---7-	-----5-	-----/7---7-	-----5-	-----/7---7-
-----5-	-----/7---5-	-----5-	-----/7---5-	-----5-	-----/7---5-
-----5-	-----/7---7-	-----5-	-----/7---7-	-----5-	-----/7---7-
-----	-----	-----	-----	-----	-----
-----	-----	-----	-----	-----	-----


(repeat and fade)

No No No

transcribed by Chris Sears
 cts@mail.utexas.edu

Revolver

05 August 1966 UK (Parlophone)



Taxman

From: hertzberg@netcad.enet.dec.com (Marc Hertzberg (History: Love it or leave it!))

Subject: Re: REQ: Beatletabs (guitar and bass)

Here's Taxman (probably a re-post). I don't have Nowhere Man, but it was tabbed out in the recent Guitar mag with John Lennon on the cover. As for If I Needed Someone, I also don't have this tab readily available, but a hint is to learn it in the key of D using the usual "baby" D chord (XX0232), then capo up to the seventh fret.

Marc

Taxman
(Harrison)

Verse:

```

D7                      D7#9  D7
Let me tell you how it will be
D7                      D7#9  D7
There's one for you nineteen for me
                      C7          G7#9  D7
'Cos I'm the taxman   Yeah I'm the taxman
  
```

Verse:

```

Should five percent appear too small
Be thankful I don't take it all
'Cos I'm the taxman   Yeah I'm the taxman
  
```

Middle:

```

D
If you drive a truck   I'll tax the street
                      C
If you try to fix it   I'll tax your seat
D
  
```

If you get too cold I'll tax the heat
 If you take a walk I'll tax your feet TAXMAN!

Guitar Solo:

-----10-----
 -----6--8--b(9)8--6-----
 -----7-----7-----7-----7-----7-----7-----
 -----0-----0-----0-----0-----0-----

'Cos I'm the taxman C Yeah I'm the taxman G7#9 D

Verse:

Don't ask me what I want it for (ah ah, Mr. Wilson)
 If you don't want to pay some more (ah ah, Mr. Heath)
 'Cos I'm the taxman Yeah I'm the taxman

 -----5-----3--5-----5-----3--5-----
 -----3--h5-----3--h5-----5-----3b(4)--
 -----3-----3-----3-----3--h5-----

 -----3-----

Verse:

Now my advice for those who die (TAXMAN!)
 Declare the pennies on your eyes (TAXMAN!)
 'Cos I'm the taxman Yeah I'm the taxman

And you're working for no one but me
 F D7

 -----/6-----/6-----/6-----/6-----
 -----5-----5-----5-----5-----7-----5--7-- (repeat
 -----5-----5--h7----- guitar
 ----- solo)

Miscellaneous info:

C7 = (-3231-)

D7 = (-5453-)
 D7#9 = (-5456-) or (----11)
 G7#9 = (35-466)

Riff to repeat over first two lines of third verse

```

-|-----
-|-----
-|-----7-----5--7-----
-|-----5--h7-----
-|--5-----
-|-----
    
```

Riff to repeat over first two lines of fourth verse

```

-|-----
-|-----8-----
-|-----7-----5-----
-|-----5--h7-----
-|--5-----
-|-----
    
```

 Tab Special Notations:

```

----0---- play the open string ('fret zero')
----5---- play fret five
----5~---- play fret five with vibrato
---5/7--- play fret five, slide up to fret seven
---7\5--- play fret seven, slide down to fret five
--8b(9)-- play fret eight, bend the string (at fret eight) to reach
           the pitch of fret nine
--b(9)8-- play fret eight already bent to the pitch of fret nine,
           unbending until it reaches the normal pitch of fret eight
----h7--- hammer-on to fret seven
----p5--- pull-off to fret five
---/7---- slide up to fret 7 (the starting fret of the slide is
           undefined, judge by ear)
---15\--- play fret 15, slide down (the ending fret of the slide is
           undefined, judge by ear)
---0h3--- play the open string and immediately hammer-on to fret
           three
---7p5--- play fret seven and immediately pull-off to fret five
    
```

Eleanor Rigby

#091

```

{title:Eleanor Rigby}
{st:John Lennon/Paul McCartney}
{define: Bb6 1 3 3 3 3 1 1}
{define: Dm6 1 1 0 2 0 0 -1}
[Bb]Ah, look at all the lonely [Dm]people!
[Bb]Ah, look at all the lonely [Dm]people!
    
```

```

[Dm]Eleanor Rigby,
Picks up the rice in a church where a wedding has bee[Bb6]n,
Lives in a drea[Dm]m.
[Dm]Waits at the window,
Wearing the face that she keeps in a jar by the doo[Bb6]r,
Who is is fo[Dm]r?
    
```

```

[Dm7]All the lonely [Dm6]people,
Where [Bb]do they all come [Dm]from?
    
```


[Dm7]All the lonely [Dm6]people,
Where [Bb]do they all bel[Dm]ong?

Father McKenzie,
Writing the words of a sermon that no one will hear,
No one comes near.
Look at him working,
Darning his socks in the night when there's nobody there,
What does he care?

All the lonely people,
Where do they all come from?
All the lonely people,
Where do they all belong?

Eleanor Rigby,
Died in the church and was buried along with her name,
Nobody came.
Father McKenzie,
Wiping the dirt from his hands as he walks from the grave,
No one was saved.

All the lonely people,
Where do they all come from?
All the lonely people,
Where do they all belong?

Submitted to the ftp.nevada.edu:/pub/guitar archives
by Steve Putz
7 September 1992

I'm only sleeping

From: infidel+pitt.edu (Todd J Derr)

I'm Only Sleeping

(i think this should be played with a capo on 4... otherwise start with Bm and it will do fine- top line are the chord forms, bottom line is in the right key [at least the recording I have])

Bm	Em	D	G	D	F#7
D#m	G#m	F#	B	F#	A#7

When I wake up early in the morning/lift my head I'm still yawning

(you get the idea...)
D#m G#m F# B F# B G#m
When I'm in the middle of a dream/Stay in bed Float upstream

F# G#m A#m G#m
Please don't wake me/no don't shake me/leave me where I am

F#maj7 G#m (little bass thing G#/B/D#/B somewhere)
I'm only sleeping...

(bridge part, after verses 2 and 3 I believe...)
C#m7 D#7 G#m
Keeping an eye on the world going by my window, taking my time

2. Everybody seems to think I'm lazy/I don't mind/I think they're crazy

Running everywhere at such a speed/'til they find/There's no need
 Please don't spoil my day/I'm miles away/and after all
 I'm only sleeping...

3. Lying there and staring at the ceiling/Waiting for/a sleepy feeling

Please don't spoil my day/I'm miles away/And after all
 I'm only sleeping...

--
 todd j. derr - the c.o.m.a. moderator! "i've got nothing to say but
 infidel+pitt.edu (412) 363-9027 it's ok."
 infidel+pittunix (BIT) work: 648-1247
 if your mail bounces, send it to infidel@unix.cis.pitt.edu. thanks!

From: Harlan L Thompson

RIFF 1: RIFF 2:
 E -----2-----
 B -----3-----
 G -----4-----
 D ---0-4-0- ---0-4-0--4---0-4---
 A -2----- -2-----2-2-----
 E -----2-----

Love you to

From: "jpgr_beatles@yahoo.com"

 Love you to

(by George Harrsion, 1966)
 (from Revolver)

|C | | |
 Each day just goes so fast I turn around it's past |
 You don't get time to hang a sign on me |

Verse:
 |Bb C |Bb C | Bb C | Bb
 Love me while you can Before I'm a dead old man

|C | | |
 Each day time is so short A new one can't be bought |
 But what you've got means such a lot to me |

Verse:
 |Bb C |Bb C| Bb C | Bb
 Make love all day long Make love sing-ing a song

|C | | |
 Each day ple standing round Who'll screw you in the ground |

They'll fill you in with all their sins you'll see

Verse:

|Bb C |Bb C | Bb C | Bb
 I'll make love to you If you want me to

..... A bunch of Sitar solo.....

Verse:

|Bb C |Bb C | Bb C | Bb
 Make love all day long Make love sing-ing a song

```
=====
I                                    Transcribed by the Beatles Central Team                                    I
I                                    jpgr_beatles@yahoo.com                                    I
I    Visit Beatles Central for more great Beatles tabs and midis(220+ each).    I
I    Every album covered! http://members.tripod.com/jpgr\_beatles/index.html    I
=====
```

Here, there and everywhere

```
#-----PLEASE NOTE-----#
#This file is the author's own work and represents their interpretation of the #
#song. You may only use this file for private study, scholarship, or research. #
#-----#
##
```

```
From uunet!munnari.oz.au!bruce.cs.monash.edu.au!monu6!deakin-lib-
04.cc.monash.edu.au!denmckinnon Tue Aug 4 14:40:25 PDT 1992
Article: 1330 of alt.guitar.tab
Newsgroups: alt.guitar.tab
Path: nevada.edu!uunet!munnari.oz.au!bruce.cs.monash.edu.au!monu6!deakin-lib-
04.cc.monash.edu.au!denmckinnon
From: denmckinnon@halls1.cc.monash.edu.au (NEIL MCKINNON)
Subject: Beatles: Here There and Everywhere
Message-ID:
Sender: news@monu6.cc.monash.edu.au (Usenet system)
Organization: Halls of Residence, Monash University
Date: Tue, 4 Aug 1992 01:44:00 GMT
Lines: 43
```

Here There and Everywhere (Lennon/McCartney)

G Bm
 To lead a better life,
 Bb Am11 D7
 I need my love to be here.

G Am7 Bm C G Am7
 Here, making each day of the year
 Bm C F#m7 B7
 Changing my life with a wave of her hand,
 F#m7 B7 Em Am Am7 D7
 Nobody can deny that there's something there.

There, running my hands through her hair
 Both of us thinking how good it can be
 Someone is speaking, but she doesn't know he's there.

Chorus: (x2)

F7 Bb("E" bar chord) Gm
 I want her everywhere
 Cm D7 Gm
 And if she's beside me I know I need never care.
 Cm D7 G Am7
 But to love her is to need her everywhere
 Bm C G Am7
 Knowing that love is to share,
 Bm C F#m7 B7
 Each one believing that love never dies
 F#m7 B7 Em Am Am7 D7 (1st time through)
 Watching her eyes, and hoping I'm always there. D7sus4 (2nd time thru)

 G Am Bm C
 I will be there, and everywhere.
 G Am7 Bm C G
 Here, there, and everywhere.

Neil...

Yellow submarine

From: Harlan L Thompson

YELLOW SUBMARINE- The Beatles

G D C G
 In the town where I was born
 Em Am C G
 Lived a man who sailed to sea
 G D C G
 And he told us of his life
 Em Am C D
 In the land of submarines
 G D C G
 So we sailed up to the sun
 Em Am C G
 Till we found the sea of green
 G D C G
 And we lived beneath the waves
 Em Am C D
 In our yellow submarine

CHORUS:

G D
 We all live in a yellow submarine
 G
 Yellow submarine, yellow submarine
 G D
 We all live in a yellow submarine
 G
 Yellow submarine, yellow submarine

And our friends are all on board
 Many more of them live next door
 And the band begins to play ...CHORUS

As we live a life of ease
 Everyone of us has all we need
 Sky of blue and sea of green
 In our yellow submarine ...CHORUS TWICE

(from Revolver, 1966)
 (sent by Harlan at harlant@hawaii.edu)

She said she said

TAB: She Said, She Said
 MUSIC BY: The Beatles (Released on the "Revolver" album)
 TABBED BY: Andrew (Alg3f4@aol.com)

NOTE:CAPO 1st
 h = hammer on p = pull off b = bend
 r = release bend

Intro:

```

e|-----|
B|-----2h3--2h3--2h3---5-----|
G|--2h4-----2-----|
D|-----|
A|-----|
E|-----|
    
```

A G D
 She said

A G D
 "I know what it's like to be dead

A G D
 I know what it is to be sad"

A G
 And she's making me feel like

D A
 I've never been born

A G D
 I said

A G D
 "Who put all those things in your head

A G D
 Things that make me feel that I'm mad

A G
 And you're making me feel like

D A
 I've never been born"

A G D
 She said, "You don't understand what I said"

A G D
 I said, "No, no, no, you're wrong

Em
 When I was a boy

A7 D A7 D
 Everything was right, everything was right"

A G D
 I said

A G D
 "Even though you know what you know

A G D
 I know that I'm ready to leave
 A G
 'Cause you're making me feel like
 D A
 I've never been born"

 A G D
 She said, "You don't understand what I said"
 A G D
 I said, "No, no, no, you're wrong
 Em
 When I was a boy
 A7 D A7 D
 Everything was right, everything was right"

A G D
 I said

 A G D
 "Even though you know what you know
 A G D
 I know that I'm ready to leave
 A G
 'Cause you're making me feel like
 D A
 I've never been born"

A G D
 She said

 A G D
 "I know what it's like to be dead
 A G D
 I know what it is to be sad,
 A G D A
 I know what it is to be dead"

Tabbed By Andrew.
 Need more tabs?
 Email me at ALG3F4@aol.com
 Beatles Forever!

Good day sunshine

Date: Tue, 16 Jan 1996 20:19:28 -0600
 From: Chris Sears
 Subject: Good Day Sunshine by the Beatles

Good Day Sunshine

(Lennon/McCartney)
 The Beatles
 Revolver (1966)

E

B F# B F# E E7
 Good day sunshine, good day sunshine, good day sunshine

A F#7 B7

I need to laugh and when the sun is out
 E A
 I've got someting I can laugh about
 F#7 B7
 I feel good in a special way
 E A
 I'm in love, and it's a sunny day

B F# B F# E E7
 Good day sunshine, good day sunshine, good day sunshine

A F#7 B7
 We take a walk, the sun is shining down
 E A
 burns my feet as they touch the ground

[solo]
 D B7 E7 A7 D

B F# B F# E E7
 Good day sunshine, good day sunshine, good day sunshine

A F#7 B7
 And then we lie beneath a shady tree
 E A
 I love her and she's loving me
 F#7 B7
 She feels good, she knows she's looking fine
 E A
 I'm so proud to know that she is mine

B F# B F# E E7
 Good day sunshine, good day sunshine, good day sunshine
 B F# B F# E E7
 Good day sunshine, good day sunshine, good day sunshine
 F7
 good day sunshine (repeat and fade)

transcribed by Chris Sears
 cts@mail.utexas.edu

And your bird can sing

And Your Bird Can Sing
 (Lennon/McCartney)

.....
 Intr. E

You tell me that you've got everything you want
 And your bird can sing
 F#m A E
 But you don't get me, you don't get ... me

You say you've seen seven wonders

And your bird is green
But you can't see me, you can't see ... me

When your prized possessions

Start to wear you down

Look in my direction,

I'll be round, I'll be round

Solo: E F#m A E

When your bird is broken

Will it bring you down

You may be awoken,

I'll be round, I'll be round

You tell me that you've heard every sound there is
And your bird can sing

But you can't hear me, you can't hear ... me

Solo: F#m A E A

For no one

From: Harlan L Thompson

FOR NO ONE- The Beatles

Your day breaks, your mind aches
You find that all her words of kindness linger on
When she no longer needs you

She wakes up, she makes up
She takes her time and doesn't feel she has to hurry
She no longer needs you

CHORUS:

And in her eyes you see nothing
No sign of love behind the tears

Cried for no one
A love that should have lasted years

You want her, you need her
And yet you don't believe her when she said her love is dead
You think she needs you ...CHORUS

You stay home, she goes out
 She says that long ago she knew someone but now he's gone
 She doesn't need him

Your day breaks, your mind aches
 There will be time when all the things she said
 will fill your head
 you won't forget her ...CHORUS

G11: 3 x 0 2 1 1
 C/G: 3 3 2 0 1 0

(from Revolver, 1966)
 (sent by Harlan at harlant@hawaii.edu)

Doctor Robert

 Doctor Robert

(Words & Music by John Lennon & Paul McCartney)

A7
 Ring my friend I said you'd call Doctor Robert

Day or night he'll be thre any time at all
F#7
 Doctor Robert Doctor Robert

You're a new and better man

Verse:

F#7
 You're a new and better man

He helps you to understand
E7 F#7 B7
 He does everything he can Doctor Robert

A7
 If you're down he'll pick you up Doctor Robert

Take a drink from his special cup
F#7
 Doctor Robert Doctor Robert

Verse:

F#7
 He's a new and better man

Helping a ny-one in need
E7 F#7 B7
 No one can succeed like Doctor Robert

A7
 My friend works for the Nationl Health Doctor Robert

Don't pay money just to see yourself
F#7

Doctor Robert Doctor Robert
 B E B
 Well, well, well you're feeling fine
 B E A7
 Well, well, well he'll make you Doctor Robert

Verse:

F#7
 You're a new and better man
 He helps you to understand
 E7 F#7 B7
 He does everything he can Doctor Robert

B E B
 Well, well, well you're feeling fine
 B E A7
 Well, well, well he'll make you Doctor Robert

Ring my friend I said you'd call Doctor Robert

Ring my friend I said you'd call Doctor Robert
 F#7
 Doctor Robert

```
=====
I Transcribed by the Beatles Central Team I
I jpgr_beatles@yahoo.com I
I Visit Beatles Central for more great Beatles tabs and midis(220+ each). I
I Every album covered! http://members.tripod.com/jpgr_beatles/index.html I
=====
```

I want to tell you

Date: Sat, 09 May 1998 00:56:19 -0700
 From: Nir Yenni <nir@popstar.com>
 Subject: b/beatles/i_want_to_tell_you.crd

I Want To Tell You

Composed by George Harrison.
 Performed by The Beatles.
 Album: Revolver

Intro:

```
E-----
B-----
G--2--0-----0----- x4
D-----2-----0-----4--0-----
A-----0-----0-----0-----0-----
E-----
```

A
 I want to tell you
 B
 my head is filled with things to say

E7
 When you're here, all those words
 A
 they seem to slip away

A
 When I get near you
 B
 the games begin to drag me down
 E7
 It's alright, I'll make you maybe
 A
 next time around

Bm E7 A
 But if I seem to act unkind
 B7 Bm
 It's only me, it's not my mind
 Dm6 A
 that is confusing things

A
 I want to tell you
 B
 I feel hung up and I don't know why
 E7
 I don't mind, I could wait forever
 A
 I've got time

Bm E7 A
 Sometimes I wish I knew you well
 B7 Bm
 Then I could speak my mind and tell you
 Dm6 A
 Maybe you'd understand.

A
 I want to tell you
 B
 I feel hung up and I don't know why
 E7
 I don't mind, I could wait forever
 A
 I've got time

--

Submitted by Harel Yenni
 harel@revolutionist.com

Got to get you into my life

From 9605705J@bunyip.ph.rmit.edu.au Fri Mar 21 11:37:17 1997
 Date: Fri, 14 Mar 1997 12:42:52 EST-10ESUT
 From: MENDE JOVESKI <9605705J@bunyip.ph.rmit.edu.au>
 To: guitar@nevada.edu
 Subject: TAB: Got to get you into my life, The Beatles

Got To Get You Into My Life - The Beatles - this is Sir Paul's tune

Album: Revolver (1966)

This is the tab for those brass instruments,

intro:

```
E-----7-----8--10-----7----8-----
B-----8-----
G-----
D-----
A-----
E-----
```

```
G                                     F
I was alone I took a ride I didn't know what I would find there
G                                     F
Another road where maybe I can see another kind of mind there
Bm   Bb+       D/A   G#m7
Ooh  then I suddenly see you
Bm   Bb+       D/A   G#m7
Ooh  did I tell you I need you
C    C/B      Am7   D    G
Every single day of my life
```

You didn't run you didn't lie you I wanted just to hold you
 And had you gone you'd knew in time we meet again for I'd have told you
 Ooh you were meant to be near me
 And I want you hear me
 Say we'll be together every day

```
G                                     C
Got to get you into my life
```

```
E---3--3--5--6-----1---3-----
B-----3-----
G----- (repeat this twice after "Got to
D----- get you into my life")
A-----
E-----
```

What can I do? What can I be when I'm with you I wanna stay there
 If I'm true I'll never leave and if I do I know the way there
 Ooh then I suddenly see you
 Ooh did I tell you I need you
 Every single day of my life

Got to get you into my life

(repeat 1st verse with a slightly different sound to the vocals)

Chords used:
 Am7 x02010
 Bb+ xx0332
 Bm x24432
 C x32010
 C/B x22010
 D xx0232
 D/A x00232

F 133211
G 320033
G#m7 464474 ?

Any comments, additions, corrections, send them to,

Mende Joveski
9605705j@bunyip.ph.rmit.edu.au

Tomorrow never knows

From 9605705J@bunyip.ph.rmit.edu.au Fri Mar 21 11:35:53 1997
Date: Fri, 14 Mar 1997 13:07:58 EST-10ESUT
From: MENDE JOVESKI <9605705J@bunyip.ph.rmit.edu.au>
To: guitar@nevada.edu
Subject: CRD: Tomorrow Never Knows - The Beatles

Title: Tomorrow Never Knows
Artist: The Beatles
Album: Revolver (1966) & Anthology 2 (1996)

C
Turn off your mind relax and float downstream
It is not dying It is not dying

Lay down all thoughts, surrender to the void
It is shining It is shining

That you may see the meaning of within
It is being It is being

That love is all and love is everyone
It is knowing It is knowing

That ignorance and haste may mourn the dead
It is believing It is believing

But listen to the colour of your dream
It is not living It is not living

Or play the game of existence to the end
Of the beginning Of the beginning Of the beginning

One chord - that was easy. The trick is to get a steady strum on that C chord
and keep it throughout the whole song.
(Lyrics here are taken from the Anthology 2 version)

Any corrections, additions, comments, send them to,

Mende Joveski
9605705j@bunyip.ph.rmit.edu.au

Sgt. Pepper's Lonely Hearts Club Band

01 June 1967 UK (Parlophone)



Sgt. Pepper's Lonely Hearts Club Band

Sgt Pepper's Lonely Hearts Club Band - by The Beatles

 Tabbed by Frederic Maquet

There is another version at OLGA, but it's not very complete. So I decided to tab it. There are lots of additional bits for the solo lead guitar, but it would take too long to figure them out, so just mess around a G blues scale or something...

For more Exclusive Guitar Tabs go to:
<http://www.geocities.com/SunsetStrip/3224/guitar.html>

Email me comments/suggestions/corrections at f.maquet@ic.ac.uk!!

Intro:

 Guitar 1:
 A
 e:-----5~5-----5~|
 B:-----5h8--5~5-----5h8--5~|
 G:-----|
 D:--7--7--7-----7--7--7-----|
 A:--7--7--7-----7--7--7-----|
 E:--5--5--5-----5--5--5-----|
 Guitar 2:
 e:-----8--5-----|
 B:-----5h8--8--5-----|
 G:-----|
 D:-----|
 A:-----|
 E:-----|

Guitar 1:
 C7 G
 e:-----5--8b10-----|
 B:-----5h8-----8p6h8-----|

```
G:-----7-----|
D:--8-----5//|
A:--10-----5//|
E:--8-----3//|
Guitar 2:
e:-----|
B:-----|
G:-----7b8--7---5h7-----|
D:--7b-----7-----|
A:-----|
E:-----|
```

Verse 1:

```
-----
      G          A7      C7                      G
It was twenty years ago today, Sgt. Pepper taught the band to play
      G          A7      C7                      G
They've been going in and out of style But they're guaranteed to raise a smile.
      A7                      C7
So may I introduce to you, the act you remember all these years,
G          C7                      G
Sgt. Pepper's Lonely Hearts Club Band
```

Horn Break:

```
-----
C7          G          C7          G
C7          G          A7          D7
```

Chorus:

```
-----
      G          Bb7      C7      G          C7          G
We're Sgt. Pepper's Lonely Hearts Club Band, We hope you will enjoy the show,
      G          Bb7      C7      G          A7          D7
We're Sgt. Pepper's Lonely Hearts Club Band, Sit back and let the evening go
C7          G
Sgt. Pepper's Lonely, Sgt. Pepper's Lonely,
A7          Bb7      C7      G
Sgt. Pepper's Lonely Heart's Club Band.
```

Interlude with horns:

```
-----
      C7          G
It's wonderful to be here, it's certainly a thrill.
      A7          D7
You're such a lovely audience, We'd like to take you home with us,

We'd love to take you home
```

Verse 2:

```
-----
      G          A7
I don't really want to stop the show,
      C7          G
But I thought that you might like to know,
      G          A7      C7          G
The singer's going to sing a song, And he wants you all to sing along.
      A7          C7
So let me introduce to you The one and only Billy Shears
      G          C7          G
And Sgt. Peppers Lonely Hearts Club Band.
```

C7 D7 E7 (- use F-shape bar chords)
 Biiiii-llyyyyyy Sheaaaaaaars

Note: In the Sgt Peppers Album, the song is reprised at the end, before a Day in the Life, of the album, with a much quicker beat, I think the chords are the same, except at one point they shift gears...

Chords: (mostly barre chords!)
 ----- Sounds cool:

G	355433		
A7	575655	or	545xxx
C7	8 10 8 9 8 8	or	878xxx x35353
Bb7	686766	or	656xxx
E7	020100	or	12 14 12 13 12 12
D7	x57575	or	10 12 10 11 10 10

Thanks to Aaron Rosenblum (rosenblm@maybaum.med.umich.edu) for typing in the original chords and lyrics on the previous post.

With a little help from my friends

From: "Dag Rambraut,o92a" <dagr@edb.tih.no>

With A Little Help From My Friends
 John Lennon and Paul McCartney

Verse 1

C G Dm
 What would you do if I sang out of tune would you
 G7 C
 stand up and walk out on me?
 G Dm
 Lend me your ears and I'll sing you a song and I'll
 G7 C
 try not to sing out of key. Oh..

Chorus

Bb F C
 I get by with a little help from my friends. Mm, I get
 Bb F C
 high with a little help from my friends. Mm, I'm gonna
 F C
 try with a little help from my friends.

Verse 2

What do I do when my love is away, does it
 worry you to be alone?
 How do I feel by the end of the day, are you
 sad because you're on your own? No..

(Chorus)

C Am7 D7 C Bb F
 Do you need anybody? I need somebody to love. Could it
 Am D7 C Bb F
 be anybody? I want somebody to love.

Verse 3

Would you believe in a love at first sight? Yes, I'm certain that it happens all the time.
 What do you see when you turn out the light? I can't tell you but I know it's mine. Oh..

(Chorus)

Lucy in the sky with diamonds

LUCY IN THE SKY WITH DIAMONDS

(Lennon/McCartney)

Sgt. Pepper's Lonely Hearts Club Band (1967)

That cool riff that underlines John's section of the song is played on a keyboard instrument and is a little awkward to play on the guitar. If you're stuck on playing it on a guitar, I recommend capoing on the 12th fret and playing the following (you could play this without the capo--the riff would just be an octave lower). The chords that go a long the riff are simple enough--just an A chord with a bass line moving beneath it.

let ring:

A/E	A/G	A/F#	A/F
-----0-----0-----0-----			
-----2-----0-----2-----2-----2-----			3p2
--2-----4-----3-----			

A/E	A/G	A/F#	A/F
-----0-----0-----0-----			
-----2-----0-----2-----2-----2-----			3p2
--2-----4-----3-----			

Picture yourself in a boat on a river

A/E	A/G	A/F#	Fmaj7
-----0-----0-----0-----			
-----2-----0-----2-----2-----2-----			1-----1-----
--2-----4-----3-----			2-----2-----2-----

With tangerine trees and marmalade skies

A/E	A/G	A/F#	A/F
-----0-----0-----0-----			
-----2-----0-----2-----2-----2-----			3p2
--2-----4-----3-----			

Somebody calls you, you answer quite slowly

A/E A/G A/F# Dm

```

|-----0-----0-----0-----0-----0-----1-----1---|
|-----2-----0-----2-----2-----2-----3-----3---|
|-----2-----0-----2-----2-----2-----3-----3---|
|-----2-----0-----2-----2-----2-----3-----3---|
|-----2-----0-----2-----2-----2-----3-----3---|
|-----2-----0-----2-----2-----2-----3-----3---|

```

A girl with kaleidoscope eyes

A/E A/G A/F# A/F

A/E A/G A/F# A/F
 Picture yourself in a boat on a river
 A/E A/G A/F# Fmaj7
 With tangerine trees and marmalade skies
 A/E A/G A/F# A/F
 Somebody calls you, you answer quite slowly
 A/E A/G A/F# Dm
 A girl with kaleidoscope eyes

Bb C

Cellophane flowers of yellow and green
 F Bb
 Towering over your head
 C G D
 Look for the girl with the sun in her eyes and she's gone

G C D

Lucy in the sky with diamonds
 G C D
 Lucy in the sky with diamonds
 G C D D A
 Lucy in the sky with diamonds, ahhhhh

A/E A/G A/F# A/F

Follow her down to a bridge by the fountain
 A/E A/G A/F# Fmaj7
 Where rocking horse people eat marshmallow pies
 A/E A/G A/F# A/F
 Everyone smiles as you drift past the flowers
 A/E A/G A/F# Dm
 That grow so incredibly high

Bb C

Newspaper taxis appear on the shore
 F Bb
 Waiting to take you away
 C G D
 Climb in the back with your head in the clouds and you're gone

G C D

Lucy in the sky with diamonds
 G C D
 Lucy in the sky with diamonds
 G C D D A
 Lucy in the sky with diamonds, ahhhhh

A/E A/G A/F# A/F
 Picture yourself on a train in a station
 A/E A/G A/F# Fmaj7
 With plasticine porters with looking glass ties
 A/E A/G A/F# A/F
 Suddenly someone is there at the turnstile
 A/E A/G A/F# Dm
 The girl with kaleidoscope eyes

[repeat and fade:]

G C D
 Lucy in the sky with diamonds
 G C D
 Lucy in the sky with diamonds
 G C D D A
 Lucy in the sky with diamonds, ahhhhh

A/E	A/G	A/F#	A/F
-0-	-0-	-0-	-0-
-2-	-2-	-2-	-2-
-2-	-2-	-2-	-2-
-2-	-2-	-2-	-2-
-0-	-x-	-x-	-x-
-0-	-3-	-2-	-1-

Getting better

From: Harlan L Thompson

GETTING BETTER- The Beatles

Fmaj7 (V)
 C F/G
 It's getting better all the time
 G C/G G C/G
 I used to get mad at my school (No, I can't complain)
 G C/G G C/G
 The teachers that taught me weren't cool (No, I can't complain)
 G C/G G C/G
 You're holding me down, turning me around
 G C/G G C/G G
 Filling me up with your rules

CHORUS:
 C F
 I've got to admit it's getting better
 Em F
 A little better all the time
 C F
 I have to admit it's getting better
 Em F Fmaj7 G
 It's getting better since you've been mine

C G C/G G C/G
 Me used to be angry young man
 G C/G G C/G
 Me hiding me head in the sand
 G C/G G C/G
 You gave me the word I finally heard
 G C/G G
 I'm doing the best that I can ...CHORUS

BRIDGE:

F C/E F C/E F C/E F C/E C
 Getting so much better all the time
 C F Em Fmaj7
 It's getting better all the time, better, better, better
 C F Em Fmaj7 G
 It's getting better all the time, better, better, better

G
 I used to be cruel to my woman G F C G
 I beat her and kept her apart from the things that she loved
 Man I was mean but I'm changing my scene
 And I'm doing the best that I can

CHORUS #2:

I admit it's getting better
 A little better all the time (can't get no worse)
 Yes, I admit it's getting better
 It's getting better since you've been mine ...BRIDGE
 F C/E F C/E F C/E F F/G C
 Getting so much better all the time

Fmaj7 (V): x 8 7 5 5 5 C/E: x 0 2 0 1 3

(from Sgt. Pepper's, 1967)
 (sent by Harlan at harlant@hawaii.edu)

Fixing a hole

From: Paul Zimmerman <AUDSM@ASUVM.INRE.ASU.EDU>
 Subject: CRD: Fixing a Hole - Beatles

Fixing a Hole
 The Beatles

F C+ Fm7 (2 beats per chord)

Bb9 F C+ Fm7 Fm6
 I'm fixing a hole where the rain gets in and
 Fm7 Fm6 Fm7 Fm6 Fm7 Fm6
 stops my mind from wan - dering where it will go_____

I'm filling the cracks that ran through the door and
 kept my mind from wan - dering where it will go And it

F Gm/C F Gm/C
 really doesn't matter if I'm wrong I'm right where I belong
 F Gm/C F
 I'm right where I belong

C G C G

See the people standing there who disagree and never win and
 C G C
 wonder why they don't get in my door I'm

F C+ Fm7 Fm6 Fm7
 painting the room in a colorful way and when my mind is wandering
 Fm6 Fm7 Fm6 Fm7
 there I will go Oo oo oo ah

Silly people run around who worry me and never ask me
 why they don't get past my door I'm
 taking the time to do a number of things that weren't important yesterday and I still go

Bb9 = x10111
 C+ = xx2110
 Gm/C = x3033x
 Fm6 = xx0111
 Fm7 = xx1111

"Fixing a Hole"
 Written by Paul McCartney
 Performed by the Beatles
 from "Sgt. Pepper's Lonely Hearts Club Band"
 Transcribed by RKAMATH@DELPHI.COM

INTRO:

F C+ Fm7 Fm7(II) Bb7
 -----6-----
 --6--6--6--6--5--5--5--5--6--6--9--9--9-----
 --5--5--5--5--5--5--5--5--8--8--8--8--7-----
 --7--7--7--7--6--6--6--6--6--6--6--6--6-----
 --8--8--8--8--7--7--7--7--8--8--8--8--8-----
 -----8--8--8--8-----6-----

She's leaving home

From 9605705J@bunyip.ph.rmit.edu.au Fri Mar 21 11:36:08 1997
 Date: Fri, 14 Mar 1997 13:03:18 EST-10ESUT
 From: MENDE JOVESKI <9605705J@bunyip.ph.rmit.edu.au>
 To: guitar@nevada.edu
 Subject: CRD: She's leaving home - The Beatles

Title: She's leaving home
 Artist: The Beatles
 Album: Sgt Peppers Lonely Hearts Club Band (1967)

E Bm F#m C#m F#m
 Wednesday morning at five o'clock as the day begins
 B11 A
 Silently closing her bedroom door
 B11 A
 Leaving the note that she hoped would say more

E Bm F#m C#m
 She goes downstairs to the kitchen clutching a handkerchief
 B11 B9
 Quietly turning the backdoor key

B11 A B7
Stepping outside she is free

E
She (we gave her most of our lives)

Is leaving (sacrificed most of our lives)
 F#m

Home (We gave her everything money could)
C#m F#m C#m
She is leaving home after living alone for so many years

Father snores as his wife gets into her dressing gown,
Picks up the letter that's lying there.
Standing alone at the top of the stairs,
She breaks down and cries to her husband Daddy our baby's gone.
Why would she treat us so thoughtlessly?
How could she do this to me?

She (we never thought of ourselves)
Is leaving (never a thought for ourselves)
Home (we struggled hard all our lives to get by)
She's leaving home after living alone for so many years

E Bm F#m C#m
Friday morning at nine o'clock she is far away
B11 A
Waiting to keep the appointment she made
B11 A B7
Meeting a man from the motor trade

She (what did we do that was wrong?)
Is having (we didn't know it was wrong)
Fun (fun is the one thing that money can't buy)

C#m F#m C#m F#m
Something inside that was always denied for so many years
C#m F#m A E
She's leaving home bye bye

Chords used:

- A x02220
- Bm X24432
- B11 x22222
- B7 x21202
- C#m x46654
- E 022100
- F#m 244222

Any corrections, additions, send them to,

Mende Joveski
9605705j@bunyip.ph.rmit.edu.au

Being for the benefit of Mr. Kite

From: Harlan L Thompson <harlant@uhunix.uhcc.Hawaii.Edu>

BEING FOR THE BENEFIT OF MR. KITE- The Beatles

Bb A7 Dm G
 Cm G
 For the benefit of Mr. Kite
 Bb Dm G
 There will be a show tonight on trampoline
 Cm G
 The Hendersons will all be there
 Bb Dm A
 Late of Pablo Fanques Fair- what a scene!
 Dm Dm/C
 Over man and horses hoops and garters
 Bb A7 Dm
 Lastly through a hoghead of real fire!
 Bb A Dm Gm A7 Dm G
 In this way Mr. K. will challenge the world!

The celebrated Mr. K.
 performs his feat on Saturday at Bishopsgate
 The Hendersons will dance and sing
 As Mr. Kite flies through the ring- don't be late!
 Messrs. K. and H. assure the public
 Their production will be second to none
 Bb A Dm F+ C A
 And of course Henry The Horse dances the waltz!
 Dm F+ C B Em G

The band begins at ten to six
 When Mr. K. performs his tricks without a sound
 And Mr. H. will demonstrate
 Ten summersets he'll undertake on solid ground
 We've been some days in preparation
 A splendid time is guaranteed for all
 And tonight Mr. Kite is topping the bill!
 Dm A C Em A Dm A C Em B
 Em Em/G C B7 Em C B Em
 Em/G C B Em Em/G C B Em

(from Sgt. Pepper's, 1967)
 (sent by Harlan at harlant@hawaii.edu)

Within you without you

Within You Without You

by George Harrison
 from SPLHCB

Boy, this is a tricky one. The whole song revolves around a droning C note on the sitar, so there are no chord changes. If you happen to have a sitar, maybe if you fiddle around a little you can pick out the tune - it's in the key of C, obviously. For the rest of us, pick up that guitar, start strumming open C, and sing what follows!

Verse:

We were talking
 about the space between us all
 and the people
 who hide themselves behind a wall
 of illusion
 Never glimpse the truth,
 then it's far too late
 when they pass away.....

We were talking
 about the love we all could share
 when we find it
 to try our best to hold it there
 with our love
 with our love we could save the world
 if they only knew.....

"Chorus":

Try to realize it's all within your self,
 no one else can make you change

And to see you're really only very small,
 and life flows within in you and without you

Verse:

We were talking
 about the love that's gone so cold
 and the people
 who gain the world and lose their soul
 They don't know....
 They can't see.....
 Are you one of them

Coda:

When you've seen beyond yourself
 then you may find, peace of mind,
 is waiting there

And the time will come
 when you see we're all one,
 and life flows within you and without you

```
=====
I                Transcribed by the Beatles Central Team                I
I                jpgr_beatles@yahoo.com                                I
I  Visit Beatles Central for more great Beatles tabs and midis(220+ each).  I
I  Every album covered! http://members.tripod.com/jpgr\_beatles/index.html  I
=====
```

When I'm sixty-four

```
{title:When I'm Sixty Four}
{st:Lennon & McCartney}
{define: C/G 1 0 1 0 2 3 3}
{define: G7/6 1 0 0 0 3 -1 -1}
{define: D9 4 2 2 2 1 2 -1}
```

[C]When I get older, losing my hair, many years from now[G7]

[G7]Will you still be sending me a valentine, birthday greeting, bottle of
 [C]wine?
 [C]If I'd been out 'till quarter to three, [C7]would you lock the door[F]?
 Will you still [Ab7]need me, [C/G]will you still feed[A7] me,
 [D9]When I'm [G7/6]sixty [C]four? [Am] [G] [Am]

[C]I could be handy, mending a fuse, when your lights have gone[G7]
 [G7]You can knit a sweater by the fireside, sunday morning, go for a [C]ride
 [C]Doing the garden, digging the weeds, [C7]who could ask for more[F]?
 Will you still [Ab7]need me, [C/G]will you still feed[A7] me,
 [D9]When I'm [G7/6]sixty [C]four?

[Am]Every summer we can rent a cottage at the Isle of Wight, [G]if it's not too
 dear[Am]
 We shall scrimp and [E]save
 [Am]Grand children [Dm]on your knee [F]Vera, [G]Chuck and [C]Dave

[C]Send me a postcard, drop me a line, stating point of view[G7]
 [G7]Indicate precisely what you mean to say, yours sincerely wasting [C]away
 [C]Give me an answer, fill in a form, [C7]mine for ever more[F]
 Will you still [Ab7]need me, [C/G]will you still feed[A7] me,
 [D9]When I'm [G7/6]sixty [C]four? Ho!

You'll be older, [E]too, ([Am]ah!) and if you [Dm]say the word, [F]I could
 [G]stay with [C]you [G]

[C] [F] [G7] [C]

Lovely Rita

>From: <AUDSM@ASUACAD.BITNET>
 >Subject: CRD: Lovely Rita - Beatles

Lovely Rita
 The Beatles

Intro:

-----	-----	-----	-----
-4---4---4---0---	-2---2---2-----	-----	-----
-4---4---4-----	-2---2---1-----	-----1---	-----
-4---4---4---1-2-	-2---2---2---2-2-	(2)-----1-2-	-4---4---4-----
---2---2---2-----	---0---0---0-4-0-	-2---2---2-2-2---	-6---6---6-----
-----	-----	-4-0-4-0-4-----	---7---7-----

CHORUS

B A B
 Lovely Rita meter maid Lovely Rita meter maid

E D A E B
 Lovely Rita meter maid nothing can come between us
 C#m F#7 B
 When it gets dark I tow your heart away

E A D G
 Standing by a parking meter when I caught a glimpse of Rita
 E B
 filling in a ticket in her little white book

In a cap she looked much older, and the bag across her shoulder

made her look a little like a military man

|E C#m F#m7 B7|

E D A E D
 Lovely Rita meter maid may I enquire discreetly
 C#m F#7 |B A/B |G#m/B F#m/B |
 When are you free to take some tea with me?
 E6/B B7 |E D A|E B7 |E F#7 |B7 |
 Ah Rita

CHORUS

Took her out and tried to win her, had a laugh, and over dinner
 told her I would really like to see her again
 Got the bill and Rita paid it, took her home, I nearly made it,
 sitting on the sofa with a sister or two

Oh, lovely Rita, meter maid, where would I be without you?
 Give us a wink and make me think of you

CHORUS

- C#m = xx2120
- F#7 = xx4320
- F#m7 = xx2222
- B7 = x21202
- A/B = x2222x
- G#m/B = x2110x
- F#m/B = x24222
- E6/B = x22120

Peace,
 Paul Z audsm@asuacad }8@)

Good morning good morning

Date: Tue, 16 Jan 1996 20:22:04 -0600
 From: Chris Sears <cts@mail.utexas.edu>
 Subject: Good Morning by the Beatles

Good Morning
 (Lennon/McCartney)
 The Beatles
 St. Pepper's Lonely Hearts Club Band (1967)

A D A D A D A
 Good morning, good morning, good morning, good morning, good morning ah

A A7 G A
 Nothing to do to save his life call his wife in
 A A7 G A
 Nothing to say but "What a Day, how's your boy been?"

D E
 Nothing to do, its up to you
 A A7 G
 I've got nothing to say but its okay
 A D A
 Good Morning, good morning, good morning ah

A A7 G A
 Going to work, don't want to go feeling low down
 A A7 G A D A
 Heading for home you start to roam when you're in town

D A
 Everybody knows there's nothing doing
 D A
 Everything's closed, it's like a ruin
 D A
 Everyone you see is half asleep
 D A
 And you're on your own you're in the street

A A7 G A
 After a while you start to smile, now you feel cool
 A A7 G A
 Then you decide to take a walk by the old school
 D E
 Nothing had changed it's still the same
 A A7 G
 I've got nothing to say but it's okay
 A D A
 Good morning, good morning, good morning ah

[solo]

A A7 G A
 A A7 G A D A

D A
 People running round it's five o'clock
 D A
 Everywhere in town is getting dark
 D A
 Everyone you see is full of life
 D A
 It's time for tea and meet the wife

A A7 G A
 Somebody needs to know the time, glad that I'm here
 A A7 G A
 Watching the skirts you start to flirt, now you're in gear
 D E
 Go to a show you hope she goes
 A A7 G
 I've got nothing to say, but it's okay
 A D A D
 Good morning, good morning, good
 A D A D
 Good morning, good morning, good...

cts@mail.utexas.edu

Sgt Pepper's Lonely Hearts Club Band (Reprise)

Sgt. Pepper's Lonely Heart's Club Band (Reprise)

by Lennon/McCartney from SPLHCB

Intro:

4 Bars of drums, then:

|F | | | | ---- The F is shaped like this: X-8-10-10-10-X

We're Sergeant Pepper's Lonely Heart's Club Band We hope you will enjoy the show

Fill:

F
-	-----
-|--10--8-----
-|-----10p9--8-----6-----
-|-----
-|-----

We're Sergeant Pepper's Lonely Heart's Club Band We're sorry but it's time to go

Fill:

C
-|-----
-	--11b13r11-----8-----
-|-----
-|-----
-|-----

Sergeant Pepper's Lonely Ser-geant Pepper's Lonely Ser-geant Pepper's Lonely Ser-geant Pepper's Lonely Ser-geant Pepper's Lonely Heart's Club Band We'd Like to thank you once again

Fill:

```

      G
-----|-----
-|---8p6--8---8p6--8---8p6--8--
-|-----
-|-----
-|-----
-|-----
-|-----

```

```

      G          Bb          C
Sergeant Pepper's one and only Lonely Heart's
      G          A
Club Band      It's getting very near the end

```

Fill:

```

      G
-----|-----
-|--10r8--10r8---5-----
-|-----
-|-----
-|-----
-|-----
-|-----

```

```

      C
Sergeant Pepper's Lonely Ser-
      G
geant Pepper's Lonely Ser-
      A
geant Pepper's Lonely
      C
Heart's _____ Club _____
      G
Band _____

```

End lick:

<pre> G ----- ----- - ----- - ----- - ----- - ----- - ----- - ----- </pre>	<pre> Bb ----- ----- - ----- - ----- - ----- - ----- - ----- - ----- </pre>
<pre> C ----- ----- - ----- - ----- - ----- - ----- - ----- - ----- </pre>	<pre> G ----- ----- - ----- - ----- - ----- - ----- - ----- - ----- </pre>

This song leads directly into "A Day in the Life"

Tab Special Notations:

- 0---- play the open string ('fret zero')
- 5---- play fret five
- 5~---- play fret five with vibrato

---5/7--- play fret five, slide up to fret seven
 ---7\5--- play fret seven, slide down to fret five
 --8b(9)-- play fret eight, bend the string (at fret eight) to reach
 the pitch of fret nine
 --b(9)8-- play fret eight already bent to the pitch of fret nine,
 unbending until it reaches the normal pitch of fret eight
 ----h7--- hammer-on to fret seven
 ----p5--- pull-off to fret five
 ---/7---- slide up to fret 7 (the starting fret of the slide is
 undefined, judge by ear)
 ---15\--- play fret 15, slide down (the ending fret of the slide is
 undefined, judge by ear)
 ---0h3--- play the open string and immediately hammer-on to fret
 three
 ---7p5--- play fret seven and immediately pull-off to fret five

```

=====
I                               Transcribed by the Beatles Central Team                               I
I                               jpgr_beatles@yahoo.com                                       I
I   Visit Beatles Central for more great Beatles tabs and midis(220+ each).   I
I   Every album covered! http://members.tripod.com/jpgr\_beatles/index.html   I
=====
  
```

A day in the life

From: infidel+@operations.cis.pitt.edu
 [ok... I'm still awake so...]

"A Day in the Life" by the Beatles. Yet another goodie banned by the BBC-
 because of the phrase "had a _smoke_". ho hum... Also too bad good ol'
 Michael Jackson sold it to Maxwell House... though it is a pretty cool ad
 (I guess)

(intro) G Bm Em Em7 (add D on B string) Em C..C Cmaj7 C+9 Cmaj7 (play with B)
 G Bm Em Em7 Em (you can add these notes on B string-
 I read the news today oh boy I'll omit them from now on)
 C Em Am Cmaj7 Cadd9 Cmaj7
 About a lucky man who made the grade
 G Bm Em
 And though the news was rather sad
 C F Em
 Well I just had to laugh
 C F Em Cmaj7...
 I saw the photograph

He blew his mind out in a car / He didn't notice that the lights had changed
 A crowd of people stood and stared / They'd seen his face before
 Em C....
 Nobody was really sure if he was from the House of Lords

I saw a film today oh boy / The English Army had just won the war
 A crowd of people turned away / But I just had to look
 Having read the book....

C Bm G Am7 Em
 I'd love to turn.... you.... on....

(stays on Em for awhile then goes to E-major)

E A
 Woke up, fell out of bed, dragged a comb across my head
 E

Found my way downstairs and drank a cup
And looking up, I noticed I was late

E A
Found my coat and grabbed my hat, made the bus in seconds flat

E
Found my way upstairs and had a smoke
And somebody spoke and I went into a dream

C G D C E C G D C

Ahhh....

E D C D G

I heard the news today oh boy / Four thousand holes in Blackburn, Lancashire
And though the holes were rather small / They had to count them all
Now they know how many holes it takes to fill the Albert Hall
I'd love to turn... you... on...

--

todd j. derr - the c.o.m.a. moderator! "happy, happy, joy, joy.
infidel+pitt.edu (412) 661-8617 happy, happy, joy, joy.
infidel+pittunix (BIT) work: 648-1247 happy, happy, joy, joy."
.if your mail bounces, send it to infidel@unix.cis.pitt.edu. thanks!

Magical Mystery Tour

18 November 1967 UK (Parlophone)



Magical Mystery Tour

From: Paul Zimmerman <AUDSM@ASUVM.INRE.ASU.EDU>

Subject: CRD: Magical Mystery Tour - Beatles

Magical Mystery Tour

The Beatles

|D |A |

E

Roll up, roll up for the mystery tour

E

Roll up

G

A

Roll up for the mystery tour 2X

Roll up - and that's an invitation

Roll up for the mystery tour

Roll up - to make a reservation

Roll up for the mystery tour

CHORUS

D

D/C

G/B

Gm/Bb

The magical mystery tour is waiting to take you away

D/A

A

waiting to take you away

Roll up, we've got everything you need

Roll up for the mystery tour

Roll up, satisfaction guaranteed

Roll up for the mystery tour

CHORUS

The magical mystery tour is hoping to take you away
 Hoping to take you away

repeat verse 1

CHORUS 2X

The magical mystery tour is coming to take you away
 Coming to take you away

The magical mystery tour is dying to take you away
 Dying to take you away, take you today

G/B = x20003
 Gm/Bb = 6x533x
 F#m = xx4222

The fool on the hill

Date: Thu, 12 Mar 1998 07:54:46 +1000
 From: Kevin Woodgate <kwoodg10@scu.edu.au>
 Subject: TAB: the fool on the hill, by the beatles

The Fool On The Hill Beatles

Transcribed by K Woodgate
 Easy Melody Version

	C	F	C	
e	-----	-----	-----	-----
B	-----	-----	-----0--1--1--1--	-----1--0--
G	-----	-----0--2-2-----	-----0--2-----	-----0-----
D	-----2--2--2--2--2--	-----3-----3--	-----2-----	-----
A	-----	-----	-----	-----
E	-----	-----	-----	-----

Day af-ter day a-lone on a hill the man with the fool-ish grin is keep-ing
 Well on the way head in a cloud the man of a thou-sand voic-es talk-ing
 Day af-ter day a-lone on a hill the man with the fool-ish grin is keep-ing
 Day af-ter day a-lone on a hill the man with the fool-ish grin is keep-ing

	F	Dm	G7	C
e	-----	-----0-----	-----	-----
B	-----3--3--3-----	-----3--3--3--1-----3-----	-----1--1--1--	-----1--
G	-----2-----0-	-----2-----2--0--	-----2-----2-----	-----2-----
D	-----3-----	-----3-----3-----	-----2-----	-----
A	-----	-----	-----	-----
E	-----	-----	-----	-----

Per-fect-ly still But no-bod-y wants to know him they can see that he's just a
 Per-fect-ly loud, But no-bod-y ev - er hears him or the sound he app-ears to
 Per-fect-ly still And no-body seems to like him they can tell what he wants
 to

Per-fect-ly still He nev-er list-ens to them he knows that they're the

	Am	Dm	G7	Dm7	Cm	Ab	Cm
e	-----	-----0-----	-----	-----	-----	-----	-----
B	-----1-----	-----3--1--3-----1--3-----1-----	-----1-----	-----1-----	-----1-----	-----	-----

```

G | ---2-0- | -2-----2-----2- | ---0-1-----0-----0-----
D | -2----- | -3-----3-----3----- | -1-----3-----3-----
A | ----- | ----- | -----
E | ----- | ----- | -----
  
```

fool and he never gives an answer. But the fool on the hill sees the
 make and he never seems to notice.
 Do and he never shows his feelings.

Fools _____ They don't like him. Ab Bb
 Cm C

```

e | ----- | ----- | ----- | -----
B | ----- | -----1- | -3----4--3--1- | -1-1-1-1--
G | -1--0-----0--1- | -3----1--0--1--3- | ----- | --0-0-0-0-
D | -1---3---3- | -3----- | -1----- | -2-----
A | ----- | ----- | ----- | -----
E | ----- | ----- | ----- | -----
  
```

sun going down and the eyes in his head see the world spinning round

After 4th verse only

```

C                                  Am                                  C
e | ----- | ----- | ----- | -----
B | -1---1---1---1--- | -1---1---1---1--- | -1---1---1---1--- | -1-----
G | ---0---0---0---0- | ---2---2---2---2- | ---0---0---0---0- | -----
D | -2----- | -2----- | -2----- | -2-----
A | ----- | ----- | ----- | -----
E | ----- | ----- | ----- | -----
  
```

Flying

 Flying

by Lennon/McCartney/Harrison/Starkey
 from Magical Mystery Tour

Alright, here we go...

We'll call this rhythm figure 1
 Play fill 1 when notated (see below)

```

C
- | ----- | -----
- | ----- | -----
- | ----- | -----
- | --3-----3-----3-----2- | -----3-----3-----2-
- | --3-----3-----3-----3- | -----3-----3-----3-
- | ----- | -----
  ^          ^          ^          ^          ^          ^          ^          ^
  
```

```

- | ----- | -----
- | ----- | -----
- | ----- | -----
- | --3-----3-----3-----2- | -----3-----3-----2-
- | --3-----3-----3-----3- | -----3-----3-----3-
- | ----- | -----
  ^          ^          ^          ^          ^          ^          ^          ^
  
```

```

F7
- | ----- | -----
- | -----2-----2- | -----2-----2-----2-
- | -----1-----1- | -----1-----1-----1-
- | -----3-----3- | -----3-----3-----3-
- | ----- | -----
  
```

C

G7 F

Play Fill 1 here

C

Play it again with this ending for the last measure:

G7

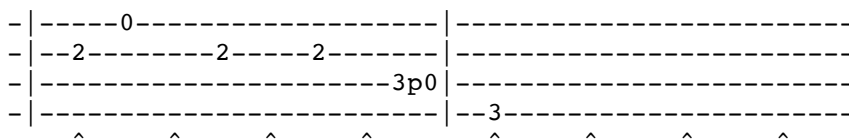
And one more time, plus the "La la la la la la" vocals, with this ending:

C

That's it! Oh, and here is Fill 1:

G7 F

C



```

=====
I                Transcribed by the Beatles Central Team                I
I                jpgr_beatles@yahoo.com                                I
I  Visit Beatles Central for more great Beatles tabs and midis(220+ each).  I
I  Every album covered! http://members.tripod.com/jpgr_beatles/index.html  I
=====
  
```

Blue Jay Way

Blue Jay Way

by George Harrison
 from Magical Mystery Tour

Hmm.... another Harrison song written with no chord changes whatsoever!
 Well, anyone who has heard this song realizes that it is definitely not
 a guitar song, but hey, if you really want, pick up that guitar, start
 strumming C monotonously, and sing this:

Verse:
 There's a fog upon L.A.
 And my friends have lost their way
 We'll be over soon they said
 Now they've lost themselves instead.

Chorus:
 Please don't be long
 Please don't you be very long
 Please don't be long
 or I may be asleep

Verse:
 Well it only goes to show
 And I told them where to go
 Ask a policeman on the street
 There's so many there to meet

Chorus:
 Please don't be long
 Please don't you be very long
 Please don't be long
 or I may be asleep

Verse:
 Now it's past my bed I know
 And I'd really like to go
 Soon will be the break of day
 Sitting here on Blue Jay Way

Chorus: (X 3)
 Please don't be long
 Please don't you be very long
 Please don't be long
 or I may be asleep

Coda:

Please don't be long
 Please don't you be very long
 Please don't be long
 Don't be long, don't be long
 Don't be long, don't be long
 Don't be long, don't be long
 Don't be long....

```
=====
I                      Transcribed by the Beatles Central Team                      I
I                      jpgr_beatles@yahoo.com                                    I
I  Visit Beatles Central for more great Beatles tabs and midis(220+ each).  I
I  Every album covered! http://members.tripod.com/jpgr_beatles/index.html  I
=====
```

Your mother should know

From uunet!munnari.oz.au!bruce.cs.monash.edu.au!monu6!deakin-lib-04.cc.monash.edu.au!denmckinnon Tue Aug 4 14:40:04 PDT 1992
 Article: 1329 of alt.guitar.tab
 Newsgroups: alt.guitar.tab
 Path: nevada.edu!uunet!munnari.oz.au!bruce.cs.monash.edu.au!monu6!deakin-lib-04.cc.monash.edu.au!denmckinnon
 From: denmckinnon@halls1.cc.monash.edu.au (NEIL MCKINNON)
 Subject: Beatles: Your Mother Should Know
 Message-ID: <denmckinnon.2.712891201@halls1.cc.monash.edu.au>
 Sender: news@monu6.cc.monash.edu.au (Usenet system)
 Organization: Halls of Residence, Monash University
 Date: Tue, 4 Aug 1992 01:20:01 GMT
 Lines: 21

Your Mother Should Know (Lennon/McCartney)

Am

Oo oo oo oo
 Oo oo oo oo

F

Let's all get up and dance to a song

A7/E Dm

That was a hit before your mother was born.

G7 C C/B A7 D7 G7

Though she was born a long long time ago, your mother should know

C

Your mother should know.

E7

Sing it again.

(Same chords for rest of song!)

Neil.

I am the walrus

From: Paul Zimmerman <AUDSM@ASUVM.INRE.ASU.EDU>
 Subject: CRD: I Am The Walrus - Beatles

I Am The Walrus
 The Beatles

| B - - - | - - A - | G - F - | E - - - | E7 - - - | D - - - | D7 - - - |

A A/G (3x222x) C D E A A/G

I am he as you are he as you are me and we are all together

C D

See how they run like pigs from a gun see how they fly

A

I'm crying

Expert texpert choking smokers don't you think the joker laughs at you?

See how they smile like pigs in a sty, see how they snied

I'm crying

A A/G D/F# (2x023x) Famj7 G A A/G

Sitting on a cornflake waiting for the van to come

F

Corporation tee shirt stupid bloody Tuesday man

B

you've been a naughty boy you let your face grow long

Yellow matter custard dripping from a dead dog's eye

Crab a locker fishwife pornographic priestess boy

you been a naughty girl you let your knickers down

Semolina pilchards climbing up the Eiffel Tower

Element'ry penguin singing Hare Krishna. Man

you should have seen them kicking Edgar Allan Poe

CHORUS

C

D

E

I am the egg-man, they are the egg-men, I am the Walrus Goo goo g' joob

A A/G C D E A A/G

Mister city p'liceman sitting pretty little p'lice men in a row

C D

See how they fly like Lucy in the Sky see how they run

A

Dsus4

A

E

D

D7

I'm crying I'm cry - ing I'm crying I'm cry - ing

BRIDGE

| E - - - | B - A - | G - F - | E - - - |

B A G F E

Sitting in an English garden waiting for the sun.

B7

you get a tan from standing in the English rain

F

If the sun don't come

C

I am the egg-man...

CHORUS

Hello, goodbye

{title:Hello, Goodbye}

{st:Lennon/ McCartney}

[C]You say yes, [G]I say no, [D7]you say stop, [Em]I say go, go, [D7]go
[Em]

Oh [D7]no. You [G]say good[D7]bye and [C]I say hel[G]lo, hello, hello

I don't know [C]why you say good[Eb]bye, I say hel[G]lo, hello, hello

I don't know [C]why you say good[F]bye, I say hel[G]lo

[C]I say high, [G]you say low, [D7]you say why, and [Em]I say I don't [D7]know
[Em]

Oh [D7]no. You [G]say good[D7]bye and [C]I say hel[G]lo, hello, hello
I don't know [C]why you say good[Eb]bye, I say [G]hello, hello, hello
I don't know [C]why you say good[F]bye, I say hel[G]lo

[C]Why, why, why, [G]why, why, why, [D7]do you say good[Em]bye, goodbye, bye,
[D7]bye [Em]

Oh [D7]no. You [G]say good[D7]bye and [C]I say hel[G]lo, hello, hello
I don't know [C]why you say good[Eb]bye, I say [G]hello, hello, hello
I don't know [C]why you say good[F]bye, I say hel[G]lo

[C]You say yes, [G]I say no, [D7]you say stop, [Em]I say g[D7]o, go, [Em]go.
Oh, oh [D7]no. You [G]say good[D7]bye and [C]I say hel[G]lo, hello, hello
I don't know [C]why you say good[Eb]bye, I say [G]hello, hello, hello
I don't know [C]why you say good[F]bye, I say hel[G]lo, hello, hello
I don't know [C]why you say good[Eb]bye, I say [G]hello, hello, hello
I say hello, hello, hello

Strawberry fields forever

Strawberry Fields Forever - The Beatles

From the album 'Magical Mystery Tour'
Tabbed by Howard Wright

There are two other versions of this in the archives, but none are in the right key. I thought a great song such as this deserved a proper tab in the archives.

Because the recording of this song involved a lot of playing around with tape speeds, you need to tune down your guitar by a whole step.

So instead of tuning your bottom string to E, tune to D, then tune the other strings to this by playing at the 5th/4th fret (you know the routine ...)

You should end up tuned to DGCFAD.

This means that the song is based on the C chord for the guitar, but it ends up being in the key of Bb.

I've tried to give a guitar part that does justice to all the things that are going on in the song. For the first bit it's fairly straight forward since the song has a guitar playing here - but later on I've tried to tab out a guitar version of what the cellos and trumpets are doing.

Of course you can't play all of the song on just one guitar - but you can do a pretty good job. I've written the chords above each line of tab if you just want to strum along, and the words are underneath the line of tab.

Intro :

This is played on the mellotron, but you can do it fairly easily on guitar.

G Gmaj7 G7 Am G F C

```

D-----
A--3--3--3--3--3--3--1--0-----1-----0-----
F--4--4--4--4--4--4--2--1-----2-----0-----2-----0-----
C--5-----4-----3--3-----2-----0-----3-----2-----
G-----3-----
D-----
    
```

Chorus :

C Gm7

```

D-----
A-----3-----3--3--
F--0-----3-----3--3-----
C--2-----3-----3-----
G--3-----5-----3h5-----
D-----3-----
    
```

Let me take you down cos' I'm going to Strawberry fields

A7

```

D-----0-----0--0-----
A--2--2--2-----2--2-----
F--0-----0-----0-----
C-----0h2-----
G-----0-----
D-----
    
```

Nothing is real

F A7

```

D-----1-----0-----
A--1--1-----2--2-----
F--2-----0-----0-----
C--3-----0h2-----
G--3-----0-----
D--1-----
    
```

And nothing to get hung about

F C

```

D-----
A--1-----1-----1-----
F--2-----2-----0-----
C--3-----3-----2-----
G--3-----3-----3-----
D--1-----1-----
    
```


Strawberry fields forever

Verse 1:

G Gmaj7 G7

D-----
A--3--3-----3--3-----3--3--1--0-----
F--4--4-----4--4-----4--4--2--1-----
C--5-----4-----3-----
G-----
D-----

Living is easy with eyes closed

Am Am/G F

D-----0-----0-----1-----1-----
A-----1-----1-----1--1-----1-----
F-----2-----2-----2-----2-----
C-----2-----2-----3-----
G--0-----0-----3-----
D-----3-----0h1-----

Misunderstanding all you see

F G C G/B Am Am/G

D-----1-----3-----0-----
A-----1-----3-----1-----
F-----2-----4-----0-----0-----2-----
C-----3-----5-----2-----0-----2-----
G-----3-----3-----2-----0-----
D--0h1-----1/3-----3-----

It's getting hard to be someone but it all works out

F G F C

D-----1-----3-----1-----
A-----1-----3--3-----1--1--0h1-----
F-----2-----4--4-----2--2--0-----
C-----3-----5-----3-----
G-----
D--0h1-----1/3-----0h1-----

It doesn't matter much to me

Chorus :

C

Gm

(no chord)

```

D-----3-----
A-----3-----
F-----3-----
C--2-----5-----0-----
G--3-----5--1--1--1--1--
D-----3-----3-----1-----
    
```

Let me take you down cos' I'm going to Strawberry fields

(no chord)

```

D-----
A-----
F-----
C-----
G--7-----7-----
D--0-----0-----
    
```

Nothing is real

F G A7

```

D---1-----3---0-----
A---1-----3---2-----
F---2-----4---0-----
C---3-----5---2-----
G---3-----5---0-----
D---1-----3-----
    
```

And nothing to get hung about

F C

```

D-----
A--1-----1-----1-----
F--2-----2-----0-----
C--3-----3-----2-----
G--3-----3-----3-----
D--1-----1-----
    
```

Strawberry fields forever

Linking phrase :

This is the little downwards scale played on a harp-like instrument.

Leave all strings to sustain as much as possible.

D---1p0-----
 A-----1-----
 F-----3p0-----
 C-----3p2-----
 G-----3-----
 D-----

Verse 2:

G Gmaj7 G7

D-----
 A--3-----3-----3----1--0-----
 F--4-----4-----4----2--1-----
 C--5-----4-----3----3--3-----
 G-----
 D-----

Noone I think is in my tree

Am Am7 F

D-----
 A--1-----1-----1-----
 F--2-----0-----2-----
 C--2-----2-----3-----
 G-----0-----
 D-----3-----

I mean it must be high or low

F G C Am Am/G

D-----
 A--1-----3-----1-----1-----
 F--2-----4-----0-----2-----
 C--3-----5-----2-----2-----
 G--3-----5-----3-----0-----
 D--1-----3-----3-----3-----

That is you can't you know tune in but it's alright

F G F C

D-----0-----0-----
 A--1--1--1--1--3--3--3--3--1--1--1--1--
 F--2--2--2--2--4--4--4--4--2--2--0--0--
 -
 C--3--3--3--3--5--5--5--5--3--3--2--2--2--
 G--3--3--3--3--5--5--5--5--3--0--3--0--3--

D---1---1---1---1---3---3---3---3-----1-----

That is I think it's not too bad

Chorus :

C

Gm

D-----6-6-----
 A-----3-3-----
 F-----3-3-----
 C--2-----5-----
 G--3-----5-----
 D-----3-----

Let me take you down cos I'm going to

Gm/E

D-----6-6-----3-3-3-3-3-3---
 A-----8-8-----
 F-----3-----0-0-0-0-0-0---
 C-----5-----
 G-----5-----1-----
 D-----3-----1-----0-----0-----

Strawberry fields

Nothing is real

F G A

D-----1-----3-----5-----
 A-----1-----3-----5-----
 F-----2-----4-----6-----
 C-----3-----5-----7-----
 G-----3-----5-----7-----
 D-----1-----3-----5-----

And nothing to get hung about

F C

D-----
 A--1-----1-----1-----
 F--2-----2-----0-----
 C--3-----3-----2-----
 G--3-----3-----3-----
 D--1-----1-----

Strawberry fields forever

Linking phrase :

D-----1p0-----
 A-----1-----
 F-----3p0-----
 C-----3p2-----
 G-----3-----
 D-----

Verse 3:

G Gmaj7 G7

D-----
 A--3--3--3--3--3--3--1--0-----
 F--4--4--4--4--4--4--2--1-----
 C--5--5--4--4--3--3--3--3-----
 G-----
 D-----

Always, no, sometimes think it's me

Am Am7 F

D-----
 A--1-----1-----1-----1-----1-----
 F--2-----2-----0-----0-----2-----
 C--2-----2-----2-----2-----3-----
 G-----0-----
 D-----3-----

But you know I know when it's a dream

F G C Am Am/G

D-----
 A-----
 F-----
 C-----
 G-----0-----0--2--3-----0-----
 D--1--3-----3-----3--0-----3-----

I think a no I mean a yes but it's all wrong

F G7 F C

D-----
 A--1--1--1--1--3--3--3--3-----
 F--2--2--2--2--4--4--4--4-----0-----
 C--3--3--3--3--3--3--3--3-----2-----3p2p0-----
 G--3--3--3--3--5--5--5--5--3--0--3--0--3-----3-----
 D--1--1--1--1--3--3--3--3--1-----

That is I think I disagree

Chorus :

C

Gm

Gm7

```

D-----3-----
A--1-----3-----3-----3-----
F--0-----3-----3-----3-----3
C--2-----5-----5-----3-----3--
G--3-----5-----
D-----3-----
    
```

Let me take you down cos' I'm going to Strawberry fields

A7/E

```

D--0-----0--0--0--0--0-----
A--2-----2--2--2--2--2-----
F--0-----0--0--0--0--0-----
C--2-----
G--0-----
D--0-----
    
```

Nothing is real

F G A7

```

D----1-----3----0-----
A----1-----3----2-----
F----2-----4----0-----
C----3-----5----2-----
G----3-----5----0-----
D----1-----3-----
    
```

And nothing to get hung about

F C Am7 F C

```

D-----
A--1-----1-----1-----1-----1-----1-----1-----
F--2-----2-----0-----0-----2-----2-----0-----
C--3-----3-----2-----2-----3-----3-----2-----
G--3-----3-----3-----0-----3-----3-----3-----
D--1-----1-----1-----1-----1-----1-----
    
```

Strawberry fields forever

Strawberry fields forever

F G F

```

D--1-----3-----1-----5r3---1--0h1p0h1p0-----
A--1-----3-----1-----3-3--
    
```

```
F---2-----4-----2-----
C---3-----5-----3-----
G---3-----5-----3-----
D---1-----3-----1-----
```

Strawberry fields forever

Fade out over a chord of C

(cellos) (elec. gtr)

```
D-----1--0h1p0h1p0h1p0h1p0---
A-----
F-----5-----2-----
C-----3-5---3---2-3-5-----
G--3/1---3-----5-----3-----3-----
D-----
```

(harp-thing)

```
D-----12-----13--12--12-----15--13--
A-----13--11-----11-----13--11-----11-----
F--10--12-----12-----12-----12---
C-----
G-----
D-----
```

etc etc fade back in, a few weird noises etc etc

Penny Lane

```
{title:Penny Lane}
{st:John Lennon/Paul McCartney}
{define: Em7-5 1 3 3 0 2 2 3}
Penny [G]Lane: there is a [Em]barber showing [Am7]photographs[D7]
Of every [G]head he's had the [Em]pleasure to [Gm7]know.
And all the [Em7-5]people that come and [Eb]go
Stop and [D7]say hello.[C]
```

Penny [F]Lane is in my ears and in [Am7]my ey[Bb]es.
[F]Wet beneath the blue subur[Am7]ban sk[Bb]ies,
I sit and [Cdim]meanwhile:[D7]

On the corner is a banker with a motor car.
The little children laugh at him behind his back.
And the banker never wears a "mac"
In the pouring rain.

Penny Lane is in my ears and in my eyes.
Wet beneath the blue suburban skies,
I sit and meanwhile:

Back in Penny Lane: there is a fireman with an hourglass.
And in his pocket is a portrait of the queen.
He likes to keep his fire engine clean,
It's a clean machine.

Penny Lane is in my ears and in my eyes.
 Wet beneath the blue suburban skies,
 I sit and meanwhile:

Back in Penny Lane: the barber shaves another customer.
 We see the banker sitting, waiting for a trend.
 And then the fireman rushes in
 From the pouring rain.

Penny Lane is in my ears and in my eyes.
 Wet beneath the blue suburban skies,
 I sit and meanwhile back:

Penny [G]Lane is in my ears and in [Bm7]my e[C]yes.
 [G]Wet beneath the blue subur[Bm7]ban sk[C]ies.

 # Submitted to the ftp.nevada.edu:/pub/guitar archives
 # by Steve Putz <putz@parc.xerox.com>
 # 7 September 1992

Baby you're a rich man

From: Paul Zimmerman <AUDSM@ASUVM.INRE.ASU.EDU>

Bably You're a Rich Man
 The Beatles

G7 C/G 4X

G		C/G	
How	does it feel to be	one of the beau - ti ful	
G7			F G7
people	Now that you know___	who you are___	what do you want to be
C	G7		F G7
	And have you traveled very far___		Far as the eye can see

How does it feel to be one of the beautiful people
 How often have you been there often enough to know
 What did you see when you were there nothing that doesn't show

CHORUS

C	G	C	
	Baby you're a rich man,	baby you're a rich man	
G	C	Bbdim	G7/B
Baby you're a rich man too		You keep all your money in a	
C	G7		C
big brown bag inside a zoo		what a thing to do	
G	C	G	C
Baby you're a rich man,	baby you're a rich man,	baby you're a rich man too	

How does it feel to be one of the beautiful people
 Tuned to a natural E happy to be that way
 Now that you've found another key what are you going to play

CHORUS

Bbdim = xx2323

G7/B = x20001

All you need is love

From 9605705J@bunyip.ph.rmit.edu.au Fri Mar 21 11:37:24 1997
Date: Fri, 14 Mar 1997 12:39:38 EST-10ESUT
From: MENDE JOVESKI <9605705J@bunyip.ph.rmit.edu.au>
To: guitar@nevada.edu
Subject: REPOST: Tab - All you need is love, The Beatles

Here's the Beatles' ultimate flower-power peace love and dope song - but hey, I like it!.

Title: All you need is love
Artist: The Beatles
Album: Magical Mystery Tour (1967), Yellow Submarine (1969), The Beatles: 1967-1970 (1987) just to name a few.

intro:

``` means to let the note ring

E-----10```-----
B-----10---10-----12-----
G-----12---12-----12-----
D--12---12-----
A-----
E-----

E-----
B-----12-----13```-----10-----10-
G--12-----12-----12-----
D-----14-----
A-----
E-----

G D/F# Em
Love love love

G D/F# Em
Love love love

D7/A G D7/A
Love love love

(Then play this)

E-----
B-----
G-----0-----
D--0-----0---0--2-----
A-----3-----2---3-----
E-----

G D/F# Em
There's nothing you can do that can't be done

G D/F# Em  
Theres nothing you can sing that can't be sung

D7/A G D/F# D7  
Nothing you can say but you can learn to play the game

D7/A D7  
It's easy

There's nothing you can make that can't be made  
No one you can save that can't be saved  
Nothing you can do but you can learn how to be you in time  
It's easy

CHORUS:

G A7sus D7  
All you need is love

G A7sus D7  
All you need is love

G B7 Em G/D  
All you need is love love

C D7 G  
Love is all you need

There's nothing you can know that isn't known  
Nothing you can see that isn't shown  
Nowhere you can be that isn't where you're meant to be  
Its easy

CHORUS

C D7 G  
Love is all you need

G A7sus D7  
All you need is love

D7 G A7sus D7  
All together now All you need is love

D7 G A7sus D7  
Everybody now All you need is love

G D G  
Love is all you need (repeats a few times)

(Then Paul (I think) starts going "Oh yeah - loves you yeah yeah  
yeah - she loves you yeah yeah yeah").

Chords used:

A7sus x02020  
B7 x21202  
C x32010  
D xx0232

D/F# xx4232  
D7 xx0212  
D7/A x00212  
Em 022000  
G 320033  
G/D xx0033

Any comments, suggestions, send them to...

Mende Joveski email: 9605705j@bunyip.ph.rmit.edu.au

## The Beatles, aka The White Album

22 November 1968 UK (Apple/Parlophone)



### **Back in the U.S.S.R.**

Date: Sat, 20 Jan 1996 04:51:29 -0600

From: cts@mail.utexas.edu (chris)

Subject: Back in the U.S.S.R by The Beatles

Back in the U.S.S.R  
 (Lennon/McCartney)  
 The Beatles  
 The "White Album" (1968)

E E7

A D  
 Flew in from Miami Beach B. O. A. C.  
 C D  
 Didn't get to bed last night  
 A D  
 On the way the paperback was on my knee  
 C D  
 Man I had a dreadful flight

A  
 I'm back in the U.S.S.R.  
 C D  
 You don't know how lucky you are boy  
 A D Eb E  
 Back in the U.S.S.R.

A D  
 Been away so long I hardly knew the place  
 C D  
 Gee it's good to be back home  
 A D  
 Leave it till tomorrow to unpack my case

C D  
Honey disconnect the phone

A  
I'm back in the U.S.S.R.  
C D  
You don't know how lucky you are boy  
Gadd9  
Back in the U.S.

Back in the U.S.  
A  
Back in the U.S.S.R.

D  
Well the Ukraine girls really knock me out  
A  
They leave the West behind  
D D/C# D/C D/B  
And Moscow girls make me sing and shout  
E D A D Eb E  
That Geogia's always on my mi mi mi mi mi mi mind [Oh come on!]

[solo]  
A

D

```

-----|
| 15-----15--15-----15--15-----15--15-----15--15-----15-----15-----|
17b(19)-(19)-17b(19)-(19)-17b(19)-(19)-17b(19)-(19)-17b(19)-17b(19)-17b(19)


```

C D A D

```

-----|
|-----15--15b(17)b15-----|
-17--17-----17--14--14-----15-b(19)17-b(19)17-b(19)17-b(19)17-


```

C D

```

-----|
|-----15--15b(17)b15-----|
-17--17-----17--14--14--


```

A  
I'm back in the U.S.S.R.  
C D  
You don't know how lucky you are boy  
A  
Back in the U.S.S.R.

D

Well the Ukraine girls really knock me out

A

They leave the West behind

D D/C# D/C D/B

And Moscow girls make me sing and shout

E D A D Eb E

That Georgia's always on my mi mi mi mi mi mi mind

A

D

Oh, show me 'round your snow-peaked mountains way down south

C D

Take me to your daddy's farm

A D

Let me hear your balalaikais ringing out

C D

Come and keep your comrade warm

A

I'm back in the U.S.S.R.

C D

You don't know how lucky you are boy

A D Eb E A

Back in the U.S.S.R.

Gadd9

-5-

-3-

-3-

-4-

-5-

-x-

-3-

transcribed by Chris Sears

cts@mail.utexas.edu

## **Dear Prudence**

intro:

D add9 D C/D G/D A/D C/D D D/C D/B D/Bb

Couplet:

D D/C D/B D/Bb D D/C D/B D/Bb

Dear prudence won't you come out to play

==>Same chords (mêmes accords)

Dear prudence greet the brand new day

D D/C D/B D/Bb D

The sun is up The sky is blue it's beautiful and so are you dear prudence

C G D D/C D/B D/Bb

Won't you come out to play

2° couplet, same chords (mêmes accords)

Dear prudence open up your eyes

Dear prudence See the sunny skies

The wind is low the birds will sing that you are part of everything Dear

Prudence

Won't you open up your eyes

Bridge:

G/D A/D G/D

D G/D A/D G/D  
 Look around round (round round round....)

D G/D A/D G/D  
 Look around round (round round round...)

F Ab G  
 Look around

D D/C D/B D/Bb

3° Couplet, same chords (mêmes accords)

Dear prudence let me see your smile

Dear prudence see the sunny like a little child

The clouds will be a daisy chain so let me see you smile again dear prudence

Won't you let me see you smile?

4° couplet

D D/B D/Bb D D/B D/Bb  
 Dear prudence Won't you come out to play

==>same chords (mêmes accords)

Dear prudence greet the brand new day

D D/C D/B D/Bb D  
 The sun is up the sky is blue it's beautiful and so are you dear prudence

C G D  
 Won't you come out to play?

ending: (fin)

D Dadd9 D C/D G/D A/D C/D

## **Glass onion**

From: Paul Zimmerman <AUDSM@ASUVM.INRE.ASU.EDU>

Subject: CRD: Glass Onion - Beatles

Glass Onion

The Beatles

Am F7  
 I told you 'bout Strawberry fields,  
 Am F7  
 you know the place where nothing is real  
 Am Gm7  
 Well here's another place you can go - wo  
 C7 Gm7  
 Where everything flow - ows  
 C7 F7 D7  
 Looking through the bent backed tulips To  
 F7 D7 F7 G7  
 see how the other half lives Looking through a glass onion

I told you 'bout the Walrus and me man

You know that we're as close as can be man

Well here's another clue for you all

The Walrus was Paul

Standing on a cast iron whore yeah

Lady Madonna tryin' to make ends meet yeah Looking through a glass onion

BRIDGE

Am F Am Am7  
 oh yeah oh yeah oh yeah  
 F7 G7  
 Looking through a glass onion

I told you 'bout the Fool on the Hill  
 I tell you that he's living there still  
 Well here's another place you can be  
 Listen to me  
 Fixing a hole in the ocean Try- G Adim7  
 ing to make a dove tail joint Looking through a glass onion

Coda, repeat and fade (each "-" represents a beat)

|Adim7 - Abdim7 Gdim7 |F#dim7 - - - |- - Gdim7 G#dim7 |Adim7 - - - |

Adim7 = xx1212, Abdim7 = xx3434, Gdim7 = xx2323, F#dim7 = xx1212  
 Gm7 = xx3333, F7 = xx1211

**Ob-La-Di Ob-La-Da**

Received: from nevada.edu (animal-farm.nevada.edu) by redrock.nevada.edu (5.65c/M1.4) with SMTP id <AA28564>; Thu, 3 Sep 1992 12:52:07 -0700  
 Received: from relay1.UU.NET by animal-farm.nevada.edu. id aa06452; 3 Sep 92 12:44 PDT  
 Received: from uunet.uu.net (via LOCALHOST.UU.NET) by relay1.UU.NET with SMTP (5.61/UUNET-internet-primary) id AA20028; Thu, 3 Sep 92 15:43:44 -0400  
 Received: from chopin.UUCP by uunet.uu.net with UUCP/RMAIL (queueing-rmail) id 154214.22138; Thu, 3 Sep 1992 15:42:14 EDT  
 Received: from vicious.american.edu by american.edu (4.1/SMI-4.1) id AA01410; Thu, 3 Sep 92 15:38:28 EDT  
 From: Carlos Li <chopin!carlos@uunet.uu.net>  
 Message-Id: <9209031938.AA01410@american.edu>  
 Subject: MOST WANTED  
 To: jamesb@nevada.edu  
 Date: Thu, 3 Sep 92 15:35:01 EDT  
 X-Mailer: ELM [version 2.2 PL0]

Hi,

I saw the following song in your most wanted list. Here are the chords for it. I would also like to request that you put the song "Jackie Brown" by John Mellencamp in your list.

Thanks,  
 --Carlos Li.

-----

{t:Ob-La-Di Ob-La-Da}  
 {st:John Lennon and Paul McCartney}

[G]Desmond had a barrow in the [D7]market place,  
 Molly is the singer in a [G]band.  
 Desmond says to [G7]Molly, girl I [C]like your face  
 and Molly [G]says this as she [D7]takes him by the [G]hand.

{start\_of\_chorus}  
 Ob-la-[G]di, ob-la-da, life goes [Bm]on [Em]bra.  
 [G]La la how the [D7]life goes [G]on. (repeat)  
 {end\_of\_chorus}



[G]Desmond takes a trolley to the [D7]jeweller's store,  
 buys a twenty carat golden [G]ring.  
 Takes it back to [G7]Molly, waiting [C]at the door  
 and as he [G]gives it to her [D7]she begins to [G]sing.

{c: chorus}

[NC]In a couple of [C]years they have built a home sweet [G]home  
 [NC]with a couple of [C]kids running in the yard  
 of [G]Desmond and Molly [D7]Jones.

[G]Happy ever after in the [D7]market place,  
 Desmond lets the children lend a [G]hand.  
 Molly stays at [G7]home and does her [C]pretty face  
 and in the [G]evening she still [D7]sings it with the [G]band.

{c: chorus}

(NC --> No chord is played)

**Wild honey pie**

-----  
 Wild Honey Pie  
 -----

by Lennon/McCartney  
 from The White Album

Main riff:

|                       |                       |         |
|-----------------------|-----------------------|---------|
| G7                    | F7                    |         |
| - -7-----7-----       | - 5-----5-----        |         |
| - -----6-----6-----   | - -----4-----4-----   |         |
| - ---7---7---7---7--- | - ---5---5---5---5--- |         |
| - -----               | - -----               |         |
| - -----               | - -----               |         |
| E7                    | Eb7                   | D7      |
| - -----               | - -----               | - ----- |
| - -----               | - -----               | - ----- |
| - -----               | - -----               | - ----- |
| - -----               | - -----               | - ----- |
| - -----               | - -----               | - ----- |

(Main Riff)

G7  
 Honey Pie                      Honey Pie

(Main Riff)

G7  
 Honey Pie                      Honey Pie

(Main Riff)

G7                                  F7  
 Honey Pie                      Honey Pie

G7                                  F7

Honey Pie Honey Pie

G7

I love you

-----  
Tab Special Notations:

----0----- play the open string ('fret zero')  
 ----5----- play fret five  
 ----5~---- play fret five with vibrato  
 ---5/7--- play fret five, slide up to fret seven  
 ---7\5--- play fret seven, slide down to fret five  
 --8b(9)-- play fret eight, bend the string (at fret eight) to reach  
           the pitch of fret nine  
 --b(9)8-- play fret eight already bent to the pitch of fret nine,  
           unbending until it reaches the normal pitch of fret eight  
 ----h7--- hammer-on to fret seven  
 ----p5---- pull-off to fret five  
 ---/7---- slide up to fret 7 (the starting fret of the slide is  
           undefined, judge by ear)  
 ---15\--- play fret 15, slide down (the ending fret of the slide is  
           undefined, judge by ear)  
 ---0h3--- play the open string and immediately hammer-on to fret  
           three  
 ---7p5--- play fret seven and immediately pull-off to fret five

CHORDS:

D7- XX0212  
 E7- X79797  
 Eb7- X68686  
 F7- 131211  
 G7- 320001

=====  
 I                  Transcribed by the Beatles Central Team                  I  
 I                                  jpgr\_beatles@yahoo.com                  I  
 I  Visit Beatles Central for more great Beatles tabs and midis(220+ each).  I  
 I  Every album covered! [http://members.tripod.com/jpgr\\_beatles/index.html](http://members.tripod.com/jpgr_beatles/index.html)  I  
 =====

### ***The continuing story of Bungalow Bill***

From: hertzberg@ifthen.enet.dec.com (Marc Hertzberg (History: Love It Or Leave It))

The Continuing Story of Bungalow Bill

A Chorus:

  C      G      C      Fm                C      Fm      G  
 Hey bungalow bill  what did you kill bungalow bill

  A      E7      A      Dm                A      Dm      E7  
 Hey bungalow bill  what did you kill bungalow bill

A Verse:

Am C F G Am  
 He went out tiger hunting with his elephant and gun

C F  
 In case of accidents he always took his mom

Em G Am Fm (I think... maybe Cm?)  
 He's the all american bullet headed saxon mother's son

From: Harlan L Thompson <harlant@uhunix.uhcc.Hawaii.Edu>

THE CONTINUING STORY OF BUNGALOW BILL- The Beatles

CHORUS:

C G7 C Fm C Fm G  
 Hey bungalow bill what did you kill bungalow bill  
 Am E7 A Dm Am Dm E  
 Hey bungalow bill what did you kill bungalow bill

VERSE:

Am Am/C F G  
 He went out tiger hunting with his elephant and gun  
 Am Am/C F G  
 In case of accidents he always took his mom  
 E G Am Fm  
 He's the all american bullet headed Saxon mother's son

All the children sing ...CHORUS

Deep in the jungle where the mighty tiger lies  
 Bill and his elephant were taken by surprise  
 So Captain Marvel zapped him right between the eyes  
 All the children sing ...CHORUS

The children asked him if to kill was not a sin  
 "Not when he looked so fierce" his mommy butted in  
 "If looks could kill it would have been us instead of him"  
 All the children sing ...CHORUS

(from The White Album, 1968)  
 (sent by Harlan at harlant@hawaii.edu)

**While my guitar gently weeps**

WHILE MY GUITAR GENTLY WEEPS  
 transcribed by MaxxDaddy

Am Am/G D/F# F  
 I look at you all see the love there that's sleeping  
 Am G D E  
 While my guitar gently weeps

-----  
 -----  
 -14(16)-14(16)-(16)14-13-13-13(14)-----  
 -----14p12-14-  
 -----  
 -----

Am Am/G D/F# F  
 I look at the floor and I see it needs sweeping

Am G C E
Still my guitar gently weeps

-----5-----
-----5--8-5-----
-7(9)~-7(9)-----7-5~-
-----
-----

A C#m F#m C#m
I don't know why nobody told you
Bm E E/F# E/G E/G#
how to unfold your love
A C#m7 F#m C#m
I don't know how someone controlled you
Bm E E/F# E/G E/G#
They bought and sold you

Am Am/G D/F# F
I look at the world and I notice it's turning
Am G D E
While my guitar gently weeps

-----5-----8(10)8-----
-----5---5-8(10)-5-----10~-
-7(9)-----
-----
-----

Am Am/G D/F# F
With every mistake we must surely be learning
Am G C E
Still my guitar gently weeps

-----
-----13(14)13-15(17)-----
-(16)14-12h14(16)-----14~-
-----
-----

(heavy whammy throughout)

(2X)

-----
-----
-12h14(16)14(16)~~sb14~~
-----
-----

-----15-----15--15(17)-15(17)-15(17)~-
-----15(17)15p13-15(17)-15~-15(17)-----
-12h14(16)-----
-----
-----

-(17)15-15(17)~-15p12-----15-15-----
-----15(17)---15(17)-13~-
-----
-----

-----  
 -----  
 -----

-----  
 -----  
 -----  
 -----  
 -----  
 -----  
 -----  
 -----  
 -----  
 -----  
 -----  
 -----

-----  
 -----  
 -----  
 -----  
 -----  
 -----  
 -----  
 -----  
 -----  
 -----  
 -----  
 -----

A                    C#m F#m           C#m  
 I don't know how you were diverted  
 Bm                                    E      E/F# E/G E/G#  
 You were perverted too  
 A                    C#m F#m           C#m           Bm  
 I don't know how you were inverted  
 Bm                                    E      E/F# E/G E/G#  
 No one alerted you

Am                    Am/G            D/F#                    F  
 I look at you all see the love there that's sleeping  
 Am                    G                    D                    E  
 While my guitar gently weeps

-----  
 -----  
 -----  
 -----  
 -----  
 -----  
 -----  
 -----

Am                    Am/G            D/F#                    F  
 Look at you all...  
 Am                    G                    C                    E  
 Still my guitar gently weeps

-----  
 -----  
 -----  
 -----  
 -----  
 -----  
 -----  
 -----

-----  
 -----  
 -----  
 -----  
 -----  
 -----  
 -----  
 -----

-----  
 -----  
 -----  
 -----  
 -----  
 -----  
 -----  
 -----

-----  
 -----17-----  
 -----17h20-19p17----20(22)~~-  
 -14-14h17-17-17-17/19-19(21)-----  
 -----19-----  
 -----

-----17-----17-----17-----  
 -20(22)-(22)20-20(22)~sb(20)-----20-----20-----17-----20~-  
 -----19(21)-----19(21)-----  
 -----  
 -----

-----  
 -----  
 -19(21)19-17-19-----17~-  
 -----17h19-----  
 -----  
 -----

-----  
 -----5-8-----5-8-----8(10)~~-  
 -5/7-7(9)~-----7(9)7-5~~--7(9)7-----7(9)7-5h7p5-7p5-7-5h7-----  
 -----  
 -----

(fade)

### Happiness is a warm gun

From: Paul Zimmerman <AUDSM@ASUVM.INRE.ASU.EDU>  
 Subject: CRD: Happiness is a Warm Gun - Beatles

Happiness Is A Warm Gun  
 The Beatles

Am9 Am6 Em Am Em  
 She's not a girl who misses much Du du du du du du Oh yeah

Dm  
 She's well acquainted with the touch of the velvet hand  
 like a lizard on a window pane The  
 Dm Am  
 man in the crowd with the multicolored mirrors on his hobnail boots  
 Dm Am  
 Lying with his eyes while his hands are busy working overtime  
 Dm Am  
 A soap impression of his wife which he ate and donated to the national trust

double tempo, 3/4 time, "-" equals one measure

A7 - - - - - C - Am -

A7 - - - - -  
 I need a fix 'cause I'm goin' down, down to the bits that I left up town  
 C - - - - -  
 I need a fix 'cause I'm goin' down.

A7 C - A7 G7 -  
 Mother Superior jump the gun, Mother Superior jump the gun. (3X)

half tempo, still 3/4 time, lyrics in ( ) are spoken, with "oo" etc in back

C Am F G7 C Am F G7  
 Happiness is a warm gun Happiness is a warm gun, mama  
 Cmaj7 Am7 F G7 C Am7 F G7 C  
 (When I hold you in my arms And I feel my finger on your trigger I  
 Am7 F G7  
 know nobody can do me no harm, because)

Happiness is a warm gun mama, etc, blah, blah (same chords, C Am F G7)

**Martha my dear**

Date: Mon, 26 Feb 1996 08:38:11 -0800  
 From: Brad Mahugh <bmahugh@ix.netcom.com>  
 Subject: TAB: <martha my dear> by <the beatles>

MARTHA,MY DEAR

Written by: John Lennon - Paul McCartney  
 orginially appeared on the album, "The Beatles" (the White Album), 1968

Notes:  
 This is mostly a piano & orchestra performance on the White album.  
 I've always liked the song, so came up with this arrangement for guitar accompaniment.

Any ideas for fleshing this out, improving or arranging an intro for it, let me know. Also, this is my first full attempt at writing guitar tab notation, so hope its close enough for government work <g>.

I use capo at 3rd fret (chords listed are transposed to 1st position)  
 The song is really in key of E flat on the record (not C)

Martha my dear though I spend my days in conver-sa-tion  
 C C5 C6 C C5 C6 Em Em9 Dsus4 D D5 Dsus4

```

E|-0---3-----5---0-----3---5--|-0---2---3---3---3---2---5--3--|
B|-1---1-----1---1-----1---1--|-0-----3---3---3---3---3---3--|
G|-0---0-----0---0-----0---0--|-0-----2---2---2---2---2---2--|
D|-2-----2-----2-----2-----2-----2-----2-----2-----2--|
A|-3-----3-----3-----3-----3-----3-----3-----3-----3--|
E|-----|-----|-----|-----|-----|-----|
+ . + . + . + . + . + . + . + .

```

please... be good to me Martha, my love

D G5 F

```

E|-2-----3---2---0--|-3-----3-----1---1---1---1--|
B|-3-----3-----3---1---1---1---1--|
G|-2-----0-----0-2---2---2---2--|
D|-0-----3---3---3---3---3---3---3--|
A|-----|-----|-----|-----|-----|
E|-----|-3-----|-----|-----|-----|
+ . + . + . + . + . + . + .

```

don't forget me

Martha, my

G7 F F(add 9) G7 F F(add 9)

|   |  |       |        |         |        |        |   |       |        |         |        |        |   |
|---|--|-------|--------|---------|--------|--------|---|-------|--------|---------|--------|--------|---|
| E |  | -1--- | -1---  | 0-----  | 1----- | 3----- |   | -1--- | -1---  | 0-----  | 1----- | 3----- |   |
| B |  | -0--- | 0----- | 3--0--- | 1----- | 1----- |   | -0--- | 0----- | 3--0--- | 1----- | 1----- |   |
| G |  | -0--- | 0----- | -----   | 2----- | 2---   |   | -0--- | 0----- | -----   | 2----- | 2---   |   |
| D |  | -0--- | 0----- | -----   | 3----- | 3----- |   | -0--- | 0----- | -----   | 3----- | 3----- |   |
| A |  | -2--- | 2----- | -----   | -----  | -----  |   | -2--- | 2----- | -----   | -----  | -----  |   |
| E |  | -3--- | 3----- | -----   | -----  | -----  |   | -3--- | 3----- | -----   | -----  | -----  |   |
|   |  | +     | .      | +       | .      | +      | . | +     | .      | +       | .      | +      | . |

dear ...

Hold your head up ....

G5

Bm

|   |  |         |        |              |       |          |   |                                  |   |   |   |   |   |
|---|--|---------|--------|--------------|-------|----------|---|----------------------------------|---|---|---|---|---|
| E |  | -3---   | 3---   | 1--0-----    | ----- | 0--1---- |   | ---this part I just strum the--- |   |   |   |   |   |
| B |  | -3---   | 3----- | 3--0--3----- | ----- | -----    |   | ---chords as shown below-----    |   |   |   |   |   |
| G |  | -2---   | 2----- | -----        | ----- | -----    |   | -----                            |   |   |   |   |   |
| D |  | -0----- | -----  | -----        | ----- | -----    |   | -----                            |   |   |   |   |   |
| A |  | -2----- | -----  | -----        | ----- | -----    |   | -----                            |   |   |   |   |   |
| E |  | -3----- | -----  | -----        | ----- | -----    |   | -----                            |   |   |   |   |   |
|   |  | +       | .      | +            | .     | +        | . | +                                | . | + | . | + | . |

Bm Em D D/F# D/G D/G#  
 Hold your head up, you silly girl, look what you've done

A Em  
 When you find yourself in the thick of it,

A Em F#m Bm  
 Help yourself to a bit of what is all around you,

Bm Em Em7 Em C Csus4 C  
 You silly girl

(middle eight - staccato eighth feel for the chording)

Bm Em  
 Take a good look around you

Bm Em A  
 Take a good look around to see, that you and me

G Bm Em Em7 Em C Csus4 C  
 Were meant to be with each other, you silly girl

Hold your head up, you silly girl, see what you've done  
 When you find yourself in the thick of it,  
 Help yourself to a bit of what is all around you,  
 You silly girl

Martha, my dear, you have always been my inspiration  
 Please, be good to me,  
 Martha, my dear, don't forget me,  
 Martha, my love



~ transcribed by Brad Mahugh <bmahugh@ix.netcom.com> ~
~

Brad Mahugh
e-mail:bmahugh@ix.netcom.com

I'm so tired

From: infidel+@operations.cis.pitt.edu
[hee hee. couldn't pass up just one more. Good song for 4am.]

A G#7 D E7 A F#m7 D E7
I'm so tired, I haven't slept a wink, I'm so tired, my mind is on the blink.
A E+ F#m Dm
I wonder should I get up and fix myself a drink, no, no, no

I'm so tired, I don't know what to do, I'm so tired, my mind is set on you.
I wonder should I call you but I know what you would do...

A
You say I'm putting you on but it's no joke, it's doing me harm you know I
E7
can't sleep, I can't stop my brain, you know it's three weeks, I'm going insane
D A
you know I'd give you everything I've got for a little peace of mind.

I'm so tired, I'm feeling so upset. Although I'm so tired, I'll have another
cigarette and curse Sir Walter Raleigh, he was such a stupid get.
You say...

todd (infidel+@pitt.edu)

--
todd j. derr - the c.o.m.a. moderator! "happy, happy, joy, joy.
infidel+@pitt.edu (412) 661-8617 happy, happy, joy, joy.
infidel@pittunix (BIT) work: 648-1247 happy, happy, joy, joy."
.if your mail bounces, send it to infidel@unix.cis.pitt.edu. thanks!

Blackbird

Date: Wed, 23 Aug 1995 18:03:05 -0400 (EDT)
From: Douglas French <dfrench@site.gmu.edu>
Subject: TAB: Blackbird, yet another

Yet another TAB of Blackbird by the Beatles. The existing TABs are
close but miss important runs in measures 5, 7, 20, 22, 39, and 41.

dfrench@site.gmu.edu

===== CUT HERE =====

Title: Blackbird
Composers: John Lennon and Paul McCartney
Group: The Beatles
Arranger: Doug French, dfrench@site.gmu.edu

Note timing changes throughout.

#1 #2
3/4 G Am7 G 4/4 G
E{|-----|-----|-----|-----|-----|-----|

```

B{ |---0-----1-----3-----|---12-----12--12-----12-----12--12-----|
G{ |-----0-----0-----0-----|-----0-----0-----0-----0-----|
D{ |-----|-----|-----|-----|
A{ |-----0-----2-----|---10-----10-----10-----10-----|
E{ |---3-----|-----|-----|-----|
 + . + . + . + . + . + . + .

```

```

3/4 G Am7 G 4/4 G
E| |-----|-----|-----|-----|
B| |---0-----1-----3-----|---12-----12--12-----12-----12--12-----|
G| |.-----0-----0-----0-----|-----0-----0-----0-----0-----|
D| |.-----|-----|-----|-----|
A| |-----0-----2-----|---10-----10-----10-----10-----|
E| |---3-----|-----|-----|-----|
 + . + . + . + . + . + . + .

```

1. Blackbird singing in the dead of night
2. Blackbird singing in the dead of night

#5

```

C A7 D7 B7 Em Cm
E| |-----|-----|-----|-----|-----|-----|
B| |---5-----8-----7-----10-----|---8-----8--8-----8-----8--8-----|
G| |-----0-----0-----0-----0-----|-----0-----0-----0-----0-----|
D| |-----|-----|-----|-----|-----|-----|
A| |---3-----7-----5-----9-----|---7-----7-----6-----6-----|
E| |-----|-----|-----|-----|-----|-----|
 + . + . + . + . + . + . + .

```

Take these broken wings and learn to fly  
 Take these sunken eyes and learn to see

#7

```

3/2 G A7 Am7 Cm
E| |-----|-----|-----|-----|
B| |---7-----8-----5-----5--5-----4-----4--4-----|
G| |-----0-----0-----0-----0-----|-----0-----0-----0-----|
D| |-----|-----|-----|-----|
A| |---5-----7-----3-----3-----3-----3-----|
E| |-----|-----|-----|-----|
 + . + . + . + .

```

All your life  
 All your life

#8

```

G A7 Am7 D7
E| |-----|-----|-----|-----|
B| |---3-----3--3-----2-----2--2-----1-----1--1-----|
G| |-----0-----0-----0-----0-----|-----0-----0-----0-----|
D| |-----|-----|-----|-----|
A| |---2-----2-----0-----0-----|
E| |-----|-----|-----|-----|
 + . + . + . + .

```

You were only waiting for this moment to a-  
 You were only waiting for this moment to be

.....  
 | 1.

#9

```

4/4 G C G A7 D7 (Am7)
E| |-----|-----|-----|-----|

```

B |---0---0---0---5---3---|---2---2---2---1---1---1---|  
 G |---0---0---0---0---0---|---0---0---0---0---0---|  
 D |-----|-----|  
 A |-----3---2---|---0---0---|  
 E |---3---3---|-----|  
 + . + . + . + . + . + .

rise.

... -----  
 || 2. ||

#11  
 2/2 G

E |-----|-----|  
 B |---0---0---0---|---0---0---0---|  
 G |---0---0---0---. |---0---0---0---|  
 D |-----|-----|  
 A |-----|-----|  
 E |---3---3---|---3---3---|  
 + . + . + . + .

free.

#13

4/4 F Em Dm C Bb C

E |-----|-----|-----|  
 B |---10---8---6---5---|---3---3---3---5---5---5---|  
 G |---0---0---0---0---|---0---0---0---0---0---0---|  
 D |-----|-----|-----|  
 A |---8---7---5---3---|---1---1---3---3---|  
 E |-----|-----|-----|  
 + . + . + . + . + . + .

Black - bird, fly,

#15

4/4 F Em Dm C Bb Dm A7

E |-----|-----|-----|  
 B |---10---8---6---5---|---3---3---3---2---2---2---|  
 G |---0---0---0---0---|---0---0---0---0---0---0---|  
 D |-----|-----|-----|  
 A |---8---7---5---3---|---1---1---0---0---|  
 E |-----|-----|-----|  
 + . + . + . + . + . + .

Black - bird, fly, into the

#17

2/4 D7 (Am7)

E |-----|  
 B |---1---1---1---1---|  
 G |---0---0---|  
 D |---0---0---|  
 A |-----|  
 E |-----|  
 + . + .

light of a dark black

#18

3/4 G Am7 G 4/4 G

E |-----|-----|  
 B |---0---1---3---|---12---12---12---12---12---12---|  
 G |---0---0---0---|---0---0---0---0---0---0---|  
 D |-----|-----|  
 A |---0---2---|---10---10---10---10---|

E | ---3-----|-----|  
 + . + . + . + . + . + .  
 night.

#20

C A7 D7 B7 Em Cm

E |-----|-----|-----|-----|  
 B |---5---8---7---10---|---8---8---8---8---8---8---|  
 G |---0---0---0---0---0---|---0---0---0---0---0---0---|  
 D |-----|-----|-----|-----|  
 A |---3---7---5---9---|---7---7---6---6---|  
 E |-----|-----|-----|-----|  
 + . + . + . + . + . + .

#22

3/2 G A7 Am7 Cm

E |-----|-----|-----|-----|  
 B |---7---8---5---5---5---4---4---4---|  
 G |---0---0---0---0---0---0---0---0---|  
 D |-----|-----|-----|-----|  
 A |---5---7---3---3---3---3---|  
 E |-----|-----|-----|-----|  
 + . + . + .

#23

G A7 D7 (Am7) #24 2/4 G

E |-----|-----|-----|-----|  
 B |---3---3---3---2---2---2---1---1---1---|---0---|  
 G |---0---0---0---0---0---0---0---0---|---0---|  
 D |-----|-----|-----|-----|  
 A |---2---2---0---0---|-----|  
 E |-----|-----|-----|-----|  
 + . + . + . + .

#25

4/4 F Em Dm C Bb C

E |-----|-----|-----|-----|  
 B |---10---8---6---5---|---3---3---3---5---5---5---|  
 G |---0---0---0---0---|---0---0---0---0---0---0---|  
 D |-----|-----|-----|-----|  
 A |---8---7---5---3---|---1---1---3---3---|  
 E |-----|-----|-----|-----|  
 + . + . + . + . + . + .  
 Black - bird, fly,

#27

4/4 F Em Dm C Bb A7

E |-----|-----|-----|-----|  
 B |---10---8---6---5---|---3---3---3---2---2---2---|  
 G |---0---0---0---0---|---0---0---0---0---0---0---|  
 D |-----|-----|-----|-----|  
 A |---8---7---5---3---|---1---1---0---0---|  
 E |-----|-----|-----|-----|  
 + . + . + . + . + . + .  
 Black - bird, fly, into the

#29

2/4 D7 (Am7)

E |-----|  
 B |---1---1---1---1---|  
 G |-----0-----0-----|  
 D |---0-----0-----|  
 A |-----|  
 E |-----|

+ . + .  
 light of a dark, black

#30

3/4 G Am7 G 4/4 G

E |-----|-----|-----|-----|  
 B |---0---1---3---|---12---12---12---12---12---12---|  
 G |-----0-----0-----0-----0-----|  
 D |-----|-----|-----|-----|  
 A |-----0-----2-----|-----|-----|-----|  
 E |---3---|---10---10---10---10---|

+ . + . + . + . + . + .  
 night.

#31

G

E |-----|-----|-----|-----|  
 B |---12---12---12---12---12---12---|---12---12---12---12---|  
 G |---0---0---0---0---0---0---|---0---0---0---0---|  
 D |-----|-----|-----|-----|  
 A |---10---10---10---10---|---10---10---10---|  
 E |-----|-----|-----|-----|

+ . + . + . + . + . + .  
 molto rit.

#34

3/4 G Am7 G 3/4 C G A7

E |-----|-----|-----|-----|  
 B |---0---1---3---|---5---3---2---|  
 G |---0---0---0---|---0---0---0---|  
 D |-----|-----|-----|  
 A |---0---2---|---3---2---0---|  
 E |---10\3---|-----|-----|

+ . + . + . + . + .  
 slide down  
 a tempo

#36

2/4 Am7/D

E |-----|  
 B |---1---1---1---|  
 G |---0---0---|  
 D |---0---0---|  
 A |-----|  
 E |-----|

+ . + .

#37

3/4 G Am7 G 4/4 G

E |-----|-----|-----|-----|  
 B |---0---1---3---|---12---12---12---12---12---12---|  
 G |---0---0---0---0---|---0---0---0---0---|  
 D |-----|-----|-----|-----|

A |-----0-----2-----|-----10-----10-----10-----10-----|  
 E |-----3-----|-----|-----|-----|  
 + . + . + . + . + . + . + .  
 Blackbird singing in the dead of night

#39

C A7 D7 B7 Em Cm  
 E |-----|-----|-----|-----|-----|-----|  
 B |---5---8---7---10---|---8---8---8---8---8---8---|  
 G |-----0-----0-----0-----0-----|-----0-----0-----0-----0-----|  
 D |-----|-----|-----|-----|-----|-----|  
 A |---3---7---5---9---|---7---7---6---6---|  
 E |-----|-----|-----|-----|-----|-----|  
 + . + . + . + . + . + . + .  
 Take these broken wings and learn to fly;

#41

3/2 G A7 Am7 Cm  
 E |-----|-----|-----|-----|  
 B |---7---8---5---5---5---4---4---4---|  
 G |-----0-----0-----0-----0-----|  
 D |-----|-----|-----|-----|  
 A |---5---7---3---3---3---3---|  
 E |-----|-----|-----|-----|  
 + . + . + . + .  
 All your life

#42

4/4 G A7 Am7 G  
 E |-----|-----|-----|-----|  
 B |---3---3---3---2---2---2---|---1---1---1---0---|  
 G |-----0-----0-----0-----0-----|-----0-----0-----0-----0-----|  
 D |-----|-----|-----|-----|  
 A |---2---2---0---0---|-----|-----|  
 E |-----|-----|-----|-----|  
 + . + . + . + . + . + . + .  
 You were only waiting for this moment to a-rise.

#44

C G A7 Am7 D7 G  
 E |-----|-----|-----|-----|-----|  
 B |---5---3---2---2---2---|---1---1---1---3---|  
 G |-----0-----0-----0-----0-----|-----0-----0-----0-----0-----|  
 D |-----|-----|-----|-----|  
 A |---3---2---0---0---|-----|-----|  
 E |-----|-----|-----|-----|  
 + . + . + . + . + . + . + .  
 You were only waiting for this moment to a-rise.

dfrench@site.gmu.edu

From: indigo@ucscb.UCSC.EDU (Adam Schneider)

>Blackbird by John Lennon and Paul McCartney

> E-----  
 > B--0---1---3---  
 >3 G---0---0---0--- 4 | 12-----12-----12-----12-----12-----12-----  
 >4 D----- 4 | -----0-----0-----0-----0-----  
 > A-----0---2--- | 10-----10-----10-----10-----  
 > E--3-----

> |-----  
 > |--0---1---3--- | 12-----12-----12-----12-----12-----12-----  
 >3 | .---0---0---0--- 4 | -----0-----0-----0-----0-----  
 >4 | .----- 4 | -----  
 > |-----0---2--- | 10-----10-----10-----10-----  
 > |--3-----

> E--0---3---2---5---3---3---3---3---3---3---  
 > B-----  
 >4 G---0---0---0---0---0---0---0---0---0---0---  
 >4 D-----0---2---2---1---1---  
 > A--3---4---6---  
 > E-----

> E--2---3--- |  
 > B-----5---5---5---4---4---4--- |  
 >3 G---0---0---0---0---0---0---0--- |  
 >2 D--0----- |  
 > A-----4---3---3---3---3--- |  
 > E-----

> E-----  
 > B--3---3---3---2---2---2---1---1---1---  
 >3 G---0---0---0---0---0---0---0---  
 >2 D-----0---0---  
 > A--2-----2---0---0---  
 > E-----

> E-----0---  
 > B--0---0---0---3---2---2---2---1---1---1---  
 >4 G---0---0---0---0---0---0---0---0---0---0---  
 >4 D-----0---0---  
 > A-----3---2---0---0---  
 > E--3-----3---

> E----- | | ----- -5---3---1-----  
 > B--0---0---0--- | | --0---0---0--- | -----5---  
 >2 G---0---0---0---. | 2 | --0---0---0--- 4 | --0---0---0---0---0---  
 >4 D----- . | 4 | ----- 4 | -3---2---0-----  
 > A----- | | -----3---  
 > E--3---3--- | | --3---3--- | -----

> E----- | -5---3---1-----  
 > B--3---3---5---5--- | -----5---  
 > 4 G---0---0---0---0--- | --0---0---0---0---0---  
 > 4 D---0---0---0---0--- | -3---2---0-----  
 > A--1---1---3---3--- | -----3---  
 > E-----

> E-----  
 > B--3---3---3---2--- | --1---1---1---  
 > 4 G---0---0---0---0--- 2 | --0---0---0---  
 > 4 D---0---0---0---0--- 4 | --0---0---  
 > A--1---1---0---0--- | -----  
 > E-----

> (one blank 3/4 measure, one blank 4/4, and one blank 2/4)

```
> E-----|
> B--0----1----3----|
> 3 G----0-----0-----0--|
> 4 D-----2-----|
> A-----0-----|
> E--3-----|
```

```
> E-----|-----|
> B--12---12---12---12---|-----12-----12-----|
> 4 G----0-----0-----0-/-/-/-|-----/-/-/-/-/-|-----/-/-/-/-/-|
> 4 D-----|-----|-----|-----|-----|-----|
> A--10-----10-----10---|_|_|_|-|10-|_|_|_|-|10--|_|_|_|-|-----|
> E-----|-----|
> (tie to 10, brush strokes on G)
```

```
> E-----|
> B--12-----12-----12-----|
> 4 G-----/-----/-----/---/-/-|
> 4 D-----|-----|-----|-----|-----|
> A--10__|--10__|--10__|-----|_|_|-|
> E-----|
```

```
> E-----|-----|-----|
> B--0----1----3----|-----3----2----|-----1----1----1-----|
> 3 G----0-----0-----0-|-----0-----0-----0-| 2 -----0-----0-----|
> 4 D-----|-----|-----|-----|-----| 4 -----|
> A-----0-----2-----|-----3-----2-----0-----|-----0-----0-----|
> E--3-----|-----|-----|
```

> (blank 3/4 measure, blank 3/2)

```
> E-----|-----|-----|
> B--3----3----3----2----2----2---|-----1----1----1----0----0----0---|
> 4 G----0-----0-----0-----0-|-----0-----0-----0-----0-|
> 4 D-----|-----|-----|-----|-----|-----|-----|
> A--2-----2-----0-----0-|-----|-----|-----|-----|
> E-----|-----|-----|-----|-----|-----|-----|
```

```
> |-----0-----|-----|-----|
> |-----3----2----2----2---|-----1----1----1----0----0----0---|
> 4 | .-----0-----0-----0-----0-|-----0-----0-----0-----0-|
> 4 | .-----|-----|-----|-----|-----|-----|-----|
> |-----3----2----0-----0-|-----|-----|-----|-----|
> |-----|-----|-----|-----|-----|-----|-----|
```

```
> E-----|
> B--1----1----1-----|
> G----0-----0-----/-----/-----|
> D--0-----0-----|-----|-----|
> A-----|-----|-----|
> E-----|
> (brush strokes on G chord)
```

From: momotaro@cwis.unomaha.edu (Bryan Stack)  
 Subject: Blackbird bridge

Blue Eyes <blueeyes@netcom.com> writes:



>I've known the fingering for Blackbird for some years.  
 >But the middle part always fouls me up (yuck yuck).  
 >You know the part.....'blackbird fly, blackbird fly  
 >into the dark of the dark black night.."  
 >Thanks. //Gary

I know there are tabs for Blackbird at Nevada, but as I recall, I don't entirely agree with the one in normal tuning, and the one in open G seemed harder than the normal version, for me at least. Anyway, this is how I play the part in question. Normal tuning.

```

 8 10 7 8 5 6 3 5 1 3 3 5
 -|-|-|-|- -|-|-|-|- -|-|-|-|- -|-|-|-|- |-|-|-|-|- -|-|-|-|-
 -|-|-|-|- -|-|-|-|- -|-|-|-|- -|-|-|-|- |-|-|-|-|- -|-|-|-|-
 -|-|-|-|- -|-|-|-|- -|-|-|-|- -|-|-|-|- |-|-|-|-|- -|-|-|-|-
 -|-|-|-|- -|-|-|-|- -|-|-|-|- -|-|-|-|- |-|-|-|-|- -|-|-|-|-
 -|-|-|-|- -|-|-|-|- -|-|-|-|- -|-|-|-|- |-|-|-|-|- -|-|-|-|-
 -|-|-|-|- -|-|-|-|- -|-|-|-|- -|-|-|-|- |-|-|-|-|- -|-|-|-|-
 -|-|-|-|- -|-|-|-|- -|-|-|-|- -|-|-|-|- |-|-|-|-|- -|-|-|-|-

 Black - - - - bird - - - - fly

```

```

 8 10 7 8 5 6 3 5 1 3 0 2
 -|-|-|-|- -|-|-|-|- -|-|-|-|- -|-|-|-|- |-|-|-|-|- |-|-|-|-
 -|-|-|-|- -|-|-|-|- -|-|-|-|- -|-|-|-|- |-|-|-|-|- |-|-|-|-
 -|-|-|-|- -|-|-|-|- -|-|-|-|- -|-|-|-|- |-|-|-|-|- |-|-|-|-
 -|-|-|-|- -|-|-|-|- -|-|-|-|- -|-|-|-|- |-|-|-|-|- |-|-|-|-
 -|-|-|-|- -|-|-|-|- -|-|-|-|- -|-|-|-|- |-|-|-|-|- |-|-|-|-
 -|-|-|-|- -|-|-|-|- -|-|-|-|- -|-|-|-|- |-|-|-|-|- |-|-|-|-
 -|-|-|-|- -|-|-|-|- -|-|-|-|- -|-|-|-|- |-|-|-|-|- -|-|-|-

 Black - - - - bird - - - - fly into the

```

```

 0 1 0 3 0 1 1 3 10 12
 |-|-|-|- |-|-|-|- |-|-|-|- |-|-|-|- -|-|-|-|-
 *|-|-|-|- *|-|-|-|- *|-|-|-|- |-|-|-|- -|-|-|-|-
 |-|-|-|- |-|-|-|- |-|-|-|- |-|-|-|- -|-|-|-|-
 *|-|-|-|- |-|-|-|- |-|-|-|- |-|-|-|- -|-|-|-|-
 |-|-|-|- |-|-|-|- *|-|-|-|- *|-|-|-|- -|-|-|-|-
 |-|-|-|- |-|-|-|- |-|-|-|- |-|-|-|- -|-|-|-|-
 |-|-|-|- |-|-|-|- |-|-|-|- |-|-|-|- -|-|-|-|-

```

light of a dark black night

Etc. instrumentally through one verse, then repeat bridge, playing four measures of the last chord (10/12), slowing tempo each measure. Rub a wound string (A or D) with the tips of your thumb and forefinger to simulate a European blackbird chirping. Then:

```

 1 10 0 3 0 1 1 3 3 5
 |-|-|-|- -|-|-|- *|-|-|-|- |-|-|-|- |-|-|-|- -|-|-|-|-
 |-|-|-|- -|-|-|- *|-|-|-|- *|-|-|-|- |-|-|-|- -|-|-|-|-
 |-|-|-|- -|-|-|- -|-|-|-|- -|-|-|-|- -|-|-|-|- -|-|-|-|-
 |-|-|-|- -|-|-|- -|-|-|-|- -|-|-|-|- -|-|-|-|- -|-|-|-|-
 *|-|-|-|- *|-|-|- -|-|-|-|- *|-|-|-|- *|-|-|-|- -|-|-|-|-
 -|-|-|- -|-|-|- -|-|-|-|- -|-|-|-|- -|-|-|-|- -|-|-|-|-

```

```

 2 3 0 2 0 1
 -|-|-|- -|-|-|- |-|-|-|-
 -|-|-|- -|-|-|- *|-|-|-|-
 -|-|-|- -|-|-|- -|-|-|-|-
 -|-|-|- -|-|-|- *|-|-|-|-

```

```
-	*	-	- *	-	-	-	-	-
```

And back into the last verse.

By the way, listen to Blackbird and then I'll Follow the Sun. Aren't they really just variations on the same song? For that matter, how about Lady Madonna and Get Back? Any other recycled Beatles songs?

-- Bryan

From: e83lp@tde.lth.se (Lars Persson)

BLACKBIRD (written down in Lund, Sweden Dec 5, 1994)  
(The corrected version)

```
E-----
B---0---1---3---12---12---12---12---12---12-----
G---0---0---0---0---0---0---0---0---0-----
D-----
A-----0---2---10-----10-----
E---3-----
```

same thing again..

```
E-----
B---0---1---3---12---12---12---12---12-----
G---0---0---0---0---0---0---0---0-----
D-----
A-----0---2---10-----10-----
E---3-----
```

```
E---0---3---2---5---3---3---3-3---3---3-2---3-----
B---0---0---0---4---0---0---0---0---0---5---5---5-----
G-----0---0-----0---0-----0---0-----0---0-----
D-----2---0---4---2-----1-----0-----
A---3-----2-3-----
E-----
```

```
E-----
B---4---4---4---3---3---3-2---2---2-1---1---1-0---0---0-----
G---0---0-----0---0-----0---0-----0---0-----
D-----
A---3-----2-----0-----2-----
E-----3-----
```

```
E-----
B---10---8---6---5---3---3---3-5---5---5-----
G---0---0-----0---0-----0---0-----0---0-----
D-----
A---8---7---5---3---1-----3-----
E-----
```

```

E-----
B---10---8---6---5---3---3---3-2---2---1---1---1-0---0---0
G-----0-----0-----0---0---0---0---0---0---0---0---0---0---0
D-----
A---8-----7-----5-----3-----1-----0-----
E-----2-----3-----

```

Then it starts again.  
 The song consists of these parts in a mix I can't remember exactly right now but listen to the recording and I think you will find out.  
 As always, the timing isn't in the tab, just the fingering.

PS Please write back when you have received this  
 I would like to exchange more mails DS

So long, Lars  
 e83lp@tde.lth.se

**Piggies**

From: bearce@hpcc01.corp.hp.com (Phil Bearce)  
 >From phil@hpmsfpb.sj.hp.com Mon Aug 17 10:31 PDT 1992

Piggies  
 by George Harrison (Beatles)

```

F C7 F C
Have you seen the little piggies crawling in the dirt
F C7 Dm G
And for all the little pigies life is getting worse
Dm7 G7 C7 Bb Cdim C
Always having dirt to play around in

```

```

F C7 F C
Have you seen the bigger piggies in their starched white shirts
F C7 Dm G
You will find the bigger piggies stirring up the dirt
Dm7 G7 C7 Bb Cdim C
Always have clean shirts to play around in

```

```

 Gm A7
BRIDGE: In their styes with all their backing
 Bb C
 They don't care what goes on around
 Gm A7
 In their eyes there's something lacking
 Bb C
 what they need's a damn good whacking

```

```

F C7 F C
Everywhere there's lots of piggies living piggy lives
F C7 Dm G
You can see them out for dinner with their piggy wives
Dm7 G7 C7 Bb Cdim C
Clutching forks and knives to eat their bacon

```

From: Harlan L Thompson <harlant@uhunix.uhcc.Hawaii.Edu>

PIGGIES- The Beatles

G D7 G D  
 Have you seen the little piggies crawling in the dirt  
 G D7 Em A  
 And for all the little pigies life is getting worse  
 Em7 A7 D Em7 Fdim D/F# G D G D  
 Always having dirt to play around in

G D7 G D  
 Have you seen the bigger piggies in their starched white shirts  
 G D7 Em A  
 You will find the bigger piggies stirring up the dirt  
 Em7 A7 D Em7 Fdim D/F# G D G B  
 Always have clean shirts to play around in

BRIDGE:

Am B7  
 In their styes with all their backing  
 C D  
 They don't care what goes on around  
 Am B7  
 In their eyes there's something lacking  
 C D D7  
 What they need's a damn good whacking!

G D7 G D  
 Everywhere there's lots of piggies living piggy lives  
 G D7 Em A  
 You can see them out for dinner with their piggy wives  
 Em7 A7 D Em7 Fdim D/F#  
 Clutching forks and knives to eat their bacon

G D Gm D Gm D A7 D  
 Ab Eb  
 One more time

Em7: 0 x 2 4 3 3 Fdim: x x 3 4 3 4 D/F#: x x 3 1 2 5  
 Ab: 4 6 6 5 4 4 Eb: 6 6 8 8 8 6

(from the White Album, 1968)  
 (sent by Harlan at harlant@hawaii.edu)

## Rocky Raccoon

Date: Thu, 27 Jul 1995 14:14:51 -0400  
 From: mbeauche@m3isystems.qc.ca (Martin Beauchesne)  
 Subject: Rocky Raccoon, Beatles

Rocky Raccoon, Beatles

The lyrics below from the White Album are copied  
 \*directly\* from the liner notes from the CD.  
 This songs is a Lennon/McCartney compositions

>From the White Album,  
 Rocky Raccoon

```

 A7 A7 D7 D7 G7 C Em
e:---3-----3-----2-----2-----1-----0-----0-----|
B:---1-----1-----1-----1-----0-----1-----0-----|
G:---0-----0-----2-----2-----0-----0-----0-----|
D:---2-----2-----0-----0-----2-----2-----2-----|
A:-----2-----3-----2-----|
E:-----3-----0-----|

```

REPEAT FOR THE WHOLE SONG

You will have to listen to the song to get it wright, but they always hit the root note on the beginning of each chord... So enjoy

Now somewhere in the black mountain hills of Dakota  
 There lived a young boy named Rocky Raccoon  
 And one day his woman ran off with another guy  
 Hit young Rocky in the Rocky didn't like that  
 He said I'm gonna get that boy  
 So one day he walked into town  
 Booked himself a room in the local saloon.

Rocky Raccoon checked into his room  
 Only to find Gideon's bible  
 Rocky had come equipped with a gun  
 To shoot off the legs of his rival  
 His rival it seems had broken his dreams  
 By stealing the girl of his fancy.  
 Her name was Magil and she called herself Lil  
 But everyone knew her as Nancy.  
 Now she and her man who called himself Dan  
 Were in the next room at the hoe down  
 Rocky burst in and grinning a grin  
 He said Danny boy this is a showdown  
 But Daniel was hot-he drew first and shot  
 And Rocky collapsed in the corner.

Now the doctor came in stinking of gin  
 And proceeded to lie on the table  
 He said Rocky you met your match  
 And Rocky said, Doc it's only a scratch  
 And I'll be better I'll be better doc as soon as I am able.

Now Rocky Raccoon he fell back in his room  
 Only to find Gideon's bible  
 Gideon checked out and he left it no doubt  
 To help with good Rocky's revival.

This TAB transcripion was created using TAB MASTER version 1.0  
 the author: Ofir Zwebner, e-mail: ofirz1@ccsg.tau.ac.il  
 snail-mail: Ehoud 10, Tel Aviv, 69936, Israel

\*\*\*\*\*

Martin Beauchesne  
 mbeauche@m3isystems.qc.ca

\*\*\*\*\*

**Don't pass me by**

-----  
 Don't Pass Me By  
 -----

by Ringo Starr  
 from The White Album

Intro:

C

I

Verse:

C

Listen for your footsteps

Coming up the drive

F

Listen for your footsteps

But they don't arrive

G

Waiting for your knock dear

On my old front door I don't

F

Hear it Does it mean you don't

love me any-

C

more

I

Verse:

C

Hear the clock a-ticking

On the mantel shelf

F

See the hands a-moving

But I'm by myself

I

G

Wonder where you are tonight And

Why I'm by myself I don't

F

See you Does it mean you don't

love me any-

C

more

Don't

Chorus:

Pass me by, don't make me cry, don't make me blue Cause you know

F

Darling I love only you You'll never

C

Know it hurt me so How I hate to see you go Don't pass me by

G

Don't make me  
 F C I'm  
 Cry

Verse:

C  
 Sorry that I doubted you

I was so unfair

F  
 You were in a car crash

And you lost your hair You

G  
 Said that you would be late

About an hour or two I said

F  
 That's alright I'm waiting here just

Waiting to hear from

C  
 You Don't

Chorus:

Pass me by, don't make me cry, don't make me blue Cause you know

F  
 Darling I love only you You'll never

C  
 Know it hurt me so How I hate to see you go Don't pass me by

G  
 Don't make me

F  
 Cry

Outro:

C G C

One two three four five six seven eight (Drum Solo) Don't

Pass me by, don't make me cry, don't make me blue Cause you know

F  
 Darling I love only you You'll never

C  
 Know it hurt me so How I hate to see you go Don't pass me

G  
 By Don't make me

F  
 Cry

|F |C | |F |G |Dm7/C C|

=====  
 I Transcribed by the Beatles Central Team I  
 I jpgr\_beatles@yahoo.com I  
 I Visit Beatles Central for more great Beatles tabs and midis(220+ each). I  
 I Every album covered! [http://members.tripod.com/jpgr\\_beatles/index.html](http://members.tripod.com/jpgr_beatles/index.html) I  
 =====

**Why don't we do it in the road**

Date: Sat, 4 Nov 1995 12:06:01 -0500  
 From: mhw8@cornell.edu (Matthew Wickwire)  
 Subject: Why don't we do it in the road?

Why don't We Do It in the Road?  
 -Lennon/McCartney

A true White Album classic  
 Played at the battle of the band in my high school by  
 "The Flying Buttafuoco's"

D  
 Why don't we do it in the road?

Why don't we do it in the road?

D7 G  
 Why don't we do it in the road?

G7 D7  
 Why don't we do it in the road?  
 A7

No one will be watching us,  
 G7 D7  
 Why don't we do it in the road?

Repeat three times

mhw8@cornell.edu

**I will**

From: hertzberg@elwood.enet.dec.com (Marc Hertzberg (History: Love It Or Leave It))

I WILL

by Lennon/McCartney

G Em Am D  
 Who knows how long I've loved you?

G Em Bm  
 You know I love you still.

G7 C D Em Am G  
 Will I wait a lonely lifetime?

C D G Em Am D  
 If you want me to I will.

C D Em  
 Love you forever and forever,

C D G  
 Love you with all my heart.

C D Em  
 Love you whenever we're together,

A D  
 Love you when we're apart.

For if I ever saw you,  
 I didn't catch your name.  
 But it never really mattered;  
 I will always feel the same.



Love you forever and forever, etc.

And when at last I find you,  
 A song will fill the air.  
 Sing it loud so I can hear you.  
 Make it easy to endear you to me,  
 Ah, you know I will.

**Julia**

From spxhaw@thor.cf.ac.uk Tue Apr 25 00:18:11 PDT 1995  
 Article: 38505 of rec.music.makers.guitar.tablature  
 Newsgroups: alt.guitar.tab,rec.music.makers.guitar.tablature  
 Path:  
 unixg.ubc.ca!news.bc.net!vanbc.wimsey.com!news.mindlink.net!agate!howland.reston  
 .ans.net!pipex!sunsite.doc.ic.ac.uk!daresbury!keele!yama.mcc.ac.uk!cf-  
 cm!thor.cf.ac.uk!spxhaw  
 From: spxhaw@thor.cf.ac.uk (Howard Wright \(\Hman\))  
 Subject: \*\*\* TAB : Julia - The Beatles \*\*\*  
 Message-ID: <3789.9504201033@thor.cf.ac.uk>  
 Sender: spxhaw@thor.cf.ac.uk (Howard Wright \(\Hman\))  
 Organization: University of Wales College of Cardiff, Cardiff, Wales, UK  
 Date: Thu, 20 Apr 1995 11:33:51 +0100  
 X-Mailer: Cardiff Computing Maths PP Mail Open News Gateway  
 Lines: 398  
 Xref: unixg.ubc.ca alt.guitar.tab:47607 rec.music.makers.guitar.tablature:38505

JULIA - The Beatles

-----

From the White Album

tabbed by Howard Wright  
 H.Wright@astro.cf.ac.uk

You'll need a capo for this one on the 1st or 2nd fret.

The TAB for this might look a bit daunting at first, but it's based on pretty straight forward chord shapes.

The only chords you need are these :

|        |        |        |        |        |
|--------|--------|--------|--------|--------|
| EADGBE | EADGBE | EADGBE | EADGBE | EADGBE |
| 332010 | 002213 | 022003 | 320033 | 353333 |
| C/G    | Am7/E  | Em     | G      | Gm7    |
| EADGBE | EADGBE | EADGBE | EADGBE | EADGBE |
| 353335 | 575655 | 131213 | 131114 | 224432 |
| Gm9    | A7     | F9     | Fm7    | Bm/F#  |
| EADGBE | EADGBE | EADGBE | EADGBE | EADGBE |

002212      022030      022020      022010      332000  
 Am6/E      Em7      Em6      Emadd#5      Cmaj7/G

To get the picking pattern in your head, I'll give a brief explanation.

The key to it is the movement of the thumb. The thumb picks out the notes on the E, A and D strings. For each chord played, the order of strings which the thumb picks is the same - it goes like this :

A D E D

While the thumb gets on with this, use your other fingers to fill in the notes on the top strings.

If you try it a few times, slowly, you should pick up the natural rhythm which the picking pattern has.

Then, just practice !

I've tabbed the song out in full, although you'll soon realise that a lot of it is very similar with certain sections being repeated here and there.

C/G                      Am7/E                      Em

```

E---3-----3-----3-----3-----
B-----1-----1-----0-----0-----
G-----0-----2-----0-----0-----
D-----2-----2-----2-----2-----2-----2-----2-----2-----
A---3-----0-----2-----2-----2-----
E-----3-----0-----0-----0-----0-----

```

Half of what I say is meaning-less

C/G                      Am7/E                      Em                      G

```

E---3-----3-----3-----3-----
B-----1-----1-----0-----0-----
G-----0-----2-----0-----0-----
D-----2-----2-----2-----2-----2-----2-----0-----0-----
A---3-----0-----2-----2-----2-----
E-----3-----0-----0-----0-----3-----

```

But I say it just to reach you Ju - lia

C/G                      Am7/E                      Gm7                      Gm9

```

E---3-----3-----3-----5-----
B-----1-----1-----3-----3-----
G-----0-----2-----3-----3-----
D-----2-----2-----2-----3-----3-----3-----3-----

```

A---3-----0-----5-----5-----  
 E-----3-----0-----3-----3-----  
 Ju - lia Ju - lia

A7 F9 Fm7

E---5-----5-----3-----4-----  
 B-----5-----5-----1-----1-----  
 G-----6-----6-----2-----1-----  
 D-----5-----5-----5-----1-----1-----1-----1-----  
 A---7-----7-----3-----3-----  
 E-----5-----5-----1-----1-----  
 O - cean child calls me

C/G Am7/E Em G

E---3-----3-----3-----3-----  
 B-----1-----1-----0-----0-----0-----  
 G-----0-----2-----2-----0-----0-----0-----  
 D-----2-----2-----2-----2-----2-----2-----0-----0-----  
 A---3-----0-----2-----2-----2-----2-----0-----0-----  
 E-----3-----0-----0-----0-----2-----3-----  
 So I sing a song of love Ju - lia

C/G Am7/E Gm7 Gm9

E---3-----3-----3-----5-----  
 B-----1-----1-----3-----3-----3-----  
 G-----0-----2-----2-----3-----3-----3-----  
 D-----2-----2-----2-----3-----3-----3-----3-----  
 A---3-----0-----5-----5-----  
 E-----3-----0-----3-----3-----3-----  
 Ju - lia sea shell eyes

A7 F9 Fm7

E---5-----5-----3-----4-----  
 B-----5-----5-----1-----1-----  
 G-----6-----6-----2-----1-----  
 D-----5-----5-----5-----1-----1-----1-----1-----  
 A---7-----7-----3-----3-----  
 E-----5-----5-----1-----1-----  
 win - dy smile calls me

C/G Am7/E Em G

E---3-----3-----3-----3-----  
 B-----1-----1-----0-----0-----

G-----0-----2-----0-----0-----  
 D-----2-----2-----2-----2-----2-----2-----0-----0-----  
 A---3-----0-----2-----2-----  
 E-----3-----0-----0-----3-----

So I sing a song of love Ju - lia

E---3-----3-----  
 B-----1-----1-----  
 G-----0-----0-----  
 D-----2-----2-----2-----2-----  
 A---3-----3-----  
 E-----3-----3-----

Middle 8

-----

Bm/F#

C/G

E---2-----2-----3-----3-----  
 B-----3-----3-----1-----1-----  
 G-----4-----4-----0-----0-----  
 D-----4-----4-----4-----4-----2-----2-----2-----2-----  
 A---2-----2-----3-----3-----  
 E-----2-----2-----3-----3-----3-----

her hair of floating sky is shimmering

Am7/E

Am6/E

Em7

Em6

E---3-----2-----  
 B---1-----1-----3-----3-----2-----2-----  
 G---2-----2-----0-----0-----  
 D---2-----2-----2-----2-----2-----2-----2-----2-----  
 A---0-----0-----2-----2-----  
 E---0-----0-----0-----0-----0-----0-----

glimmering

in

the sun

Emadd#5

Em

E-----  
 B---1-----1-----0-----0-----  
 G-----0-----0-----  
 D---2-----2-----2-----2-----  
 A---2-----2-----  
 E-----0-----0-----

C/G

Am7/E

Gm7

Gm9

E---3-----3-----3-----5-----  
 B---1-----1-----3-----3-----3-----

G-----0-----2-----3-----3-----  
 D-----2-----2-----2-----2-----3-----3-----3-----3-----  
 A---3-----0-----5-----5-----  
 E-----3-----0-----3-----3-----

Ju - lia Ju - lia

A7 F9 Fm7

E---5-----5-----3-----4-----  
 B-----5-----5-----1-----1-----  
 G-----6-----6-----2-----1-----  
 D-----5-----5-----5-----5-----1-----1-----1-----1-----  
 A---7-----7-----3-----3-----  
 E-----5-----5-----1-----1-----

mor - ning moon touch me

C/G Am7/E Em G

E---3-----3-----3-----3-----  
 B-----1-----1-----0-----0-----  
 G-----0-----2-----2-----0-----0-----  
 D-----2-----2-----2-----2-----2-----2-----0-----0-----  
 A---3-----0-----2-----2-----  
 E-----3-----0-----0-----3-----

So I sing a song of love Ju - lia

C/G Am7/E

E---3-----3-----3-----3-----  
 B-----1-----1-----1-----1-----  
 G-----0-----0-----0-----2-----  
 D-----2-----2-----2-----2-----2-----2-----2-----2-----  
 A---3-----3-----3-----3-----0-----  
 E-----3-----3-----3-----3-----0-----

when I cannot sing my heart

Em C/G Am7/E

E---3-----3-----3-----3-----  
 B-----0-----0-----1-----1-----  
 G-----0-----0-----0-----2-----  
 D-----2-----2-----2-----2-----2-----2-----2-----2-----  
 A---2-----2-----3-----0-----  
 E-----0-----0-----3-----0-----

I can only speak my mind

Em G

E---3-----3-----  
 B-----0-----0-----

G-----0-----0-----  
 D-----2-----2-----0-----0-----  
 A--2-----2-----  
 E-----0-----3-----

Ju - lia

C/G Am7/E Gm7 Gm9

E--3-----3-----3-----5-----  
 B-----1-----1-----3-----3-----  
 G-----0-----2-----3-----3-----  
 D-----2-----2-----2-----2-----3-----3-----3-----3-----  
 A--3-----0-----5-----5-----  
 E-----3-----0-----3-----3-----

Ju - lia sleep - ing sand

A7 F9 Fm7

E--5-----5-----3-----4-----  
 B-----5-----5-----5-----1-----1-----  
 G-----6-----6-----2-----1-----1-----  
 D-----5-----5-----5-----1-----1-----1-----1-----  
 A--7-----7-----3-----3-----  
 E-----5-----5-----1-----1-----

si - lent cloud touch me

C/G Am7/E Em G

E--3-----3-----3-----3-----  
 B-----1-----1-----0-----0-----  
 G-----0-----2-----0-----0-----  
 D-----2-----2-----2-----2-----2-----2-----0-----0-----  
 A--3-----0-----2-----2-----  
 E-----3-----0-----0-----0-----2-----3-----

So I sing a song of love Ju - lia

Instrumental

-----

C/G Am7/E Gm7 Gm9

E--3-----3-----3-----5-----  
 B-----1-----1-----3-----3-----  
 G-----0-----2-----3-----3-----  
 D-----2-----2-----2-----3-----3-----3-----3-----  
 A--3-----0-----5-----5-----  
 E-----3-----0-----3-----3-----

A7 F9 Fm7

```

E---5-----5-----3-----4-----
B-----5-----5-----1-----1-----
G-----6-----6-----2-----1-----
D-----5-----5-----5-----1-----1-----1-----1-----
A---7-----7-----3-----3-----
E-----5-----5-----1-----1-----

```

Outtro  
-----

```

 C/G Am7/E Em C/G
E---3-----3-----3-----3-----
B-----1-----1-----0-----1-----
G-----0-----2-----0-----0-----
D-----2-----2-----2-----2-----2-----2-----2-----0---
A---3-----0-----2-----3-----
E-----3-----0-----0-----3-----

```

So I sing a song of love Ju - lia

```

 Em C/G Em G
E---3-----3-----3-----3-----
B-----0-----1-----0-----3-----
G-----0-----0-----0-----0-----
D-----2-----2-----0-----2-----2-----0-----0---
A---2-----3-----2-----2-----
E-----0-----3-----0-----3-----

```

Ju - lia Ju - lia

Cmaj7/G

```

E-----0-----
B-----0-----
G-----0-----
D-----2-----
A-----3-----
E-----3-----

```

### Birthday

Date: Fri, 29 Nov 1996 12:55:21 EST-10  
 From: MENDE JOVESKI <JOVESKI@bunyip.ph.rmit.edu.au>  
 Subject: TAB: Birthday - The Beatles

This was from the Beatles' double album that showed that after Sgt Peppers and Magical Mystery Tour and the meditation in India, that they could still play rock `n' roll. A lot of the songs on the white album were written in India and recorded with only about 2 of the Beatles present. This song is an example of that with a catchy riff to go with it.

Birthday - The Beatles  
 (The Beatles - although we call it the 'White Album' - 1968)

Arr. Mende Joveski (lyrics taken from Book: "The Beatles illustrated lyrics")

Here it comes....

Intro and verse riff.

3/8 means slide from fret 3 to fret 8

```

E-----
B-----2---3---3/8---7---5-----
G--2---2-----2-----
D-----
A-----
E-----

```

```

E-----
B-----2---3---3/8---7---5-----
G--2---2-----2-----
D-----
A-----
E-----

```

```

E-----5---5/8---7---5-----
B-----6-----
G--7---7-----7-----
D-----
A-----
E-----

```

```

E-----
B-----2---3---3/8---7---5-----
G--2---2-----2-----
D-----
A-----
E-----

```

```

E-----7---7/10---9---7-----
B-----9-----
G--9---9-----7-----
D-----
A-----
E-----

```

```

E-----
B-----2---3---3/8---7---5-----
G--2---2-----2-----
D-----
A-----
E-----

```

A  
You say it's your birthday  
A  
It's my birthday too yeah  
D



They say it's your birthday  
 A  
 We're gonna have a good time  
 E  
 I'm glad it's your birthday  
 A  
 Happy birthday to you

E  
 Yes we're going to a party party  
 E  
 Yes we're going to a party party  
 E  
 Yes we're going to a party party  
 C G  
 I would like you to dance  
 C G  
 (Birthday) Take a cha - cha -cha chance  
 C G  
 (Birthday) I would like you to dance  
 C G  
 (Birthday) Dance  
 E  
 instrumental

A  
 You say it's your birthday  
 A  
 It's my birthday too yeah  
 D  
 They say it's your birthday  
 A  
 We're gonna have a good time  
 E  
 I'm glad it's your birthday  
 A  
 Happy birthday to you

(Fades out with the riff)

Any comments, suggestions or insults, I await them all.  
 Mende Joveski, email: [joveski@bunyip.ph.rmit.edu.au](mailto:joveski@bunyip.ph.rmit.edu.au)

## **Yer blues**

Yer Blues - JOHN LENNON - LIVE (1969, Toronto)

YER BLUES (co-composed with Paul McCartney)  
 (c) 1968 Northern Songs

Chords used:

EADGBE  
 E: 022100  
 A: 577655  
 A7: 575655  
 B7: 797877  
 G: 355433

E

Yes, I'm lonely  
Wanna die

A7

Yes, I'm lonely

E

Wanna die

G

If I ain't dead already

B7

E A E B7

Ooh - girl, you know the reason why

In the morning

Wanna die

In the evening

Wanna die

If I ain't dead already

Girl, you know the reason why

E (once)

My mother was of the sky

E (once)

My father was of the earth

But I am of the universe

E

And you know what it's worth

A

I'm lonely

E

Wanna die

G

If I ain't dead already

B7

E A E B7

Ooh - girl, you know the reason why

The eagle picks my eye

The worm he licks my bone

I feel so suicidal

Just like Dylan's Mister Jones

Lonely

Wanna die

If I ain't dead already

Ooh - girl, you know the reason why

Black cloud crossed my mind

Blue mist round my soul

Feel so suicidal

Even hate my rock 'n' roll

I'm lonely

Wanna die

If I ain't dead already

Girl, you know the reason why

NOTE: "Called Eric [Clapton]. [...] Got Klaus, and we got alan White. [...] And I said, Look, there's this thing in Toronto, do you want to come? They said, Okay. Now we didn't know what to play, because we'd never played together before, the band. And on the airplane we're running through these oldies, so the rehearsal for that record, which turned into not a bad record, was on the plane with electric guitars, so you... Not

even acoustic, you couldn't hear... [...] "Yer Blues", yeah. Because I'd done... I think I'd worked "Yer Blues" with Eric on the Rock'n' Roll Circus show of Mick, the Rolling Stones show." (John Lennon, 1980)

**Mother Nature's son**

D Dsus4 D Bm E  
 Born a poor young country boy Mother Nature's son  
 A D Dm G D  
 All day long I'm sitting singing songs for everyone

D Dsus4 D Bm E  
 Sit beside a mountain stream See her waters rise  
 A D Dm G D  
 Listen to the pretty sound of music as she flies

D G D  
 Do do do do do do do do do do do do  
 D G D Dmaj7 D7  
 do do do do do do do do do do  
 G Gm  
 Do do do do do do do do do do  
 D  
 Yeah yeah yeah

D Dsus4 D Bm E  
 Find me in my field of grass Mother Nature's son  
 A D Dm G D  
 Swaying daisies sing a lazy song beneath the sun

D G D  
 Do do do do do do do do do do do do  
 D G D Dmaj7 D7  
 do do do do do do do do do do  
 G Gm  
 Do do do do do do do do do do  
 D  
 Yeah yeah yeah

D Dsus4 D Bm E A D Dm G D

D Dm G D  
 Oh Mother Nature's Son

Intro:

E --2-3-2-1-3-5-3-5-3-2-----  
 B --3-----3-----0-----3-----  
 G --2-----2-----0-----2-----  
 D --0-----0-----0-----0-----  
 A -----  
 E -----

Middle Lead (play along with the "do do do" part):

E ----0-2-----0---2---3-2-0---2---2-----0---2---3-2-0---2---  
 B --3---3---3---3---3---0---0-3-3---3---3---3---3---0---0-3-3---  
 G --2-----2-----2-----  
 D --0-----0---0---0---0-----0---0---0---0---0-----  
 A -----  
 E -----

```

E ---2-2---0-2-3-2-2-0-----
B ---2-1-3-----3-----
G ---2-2-----0-----
D ---0-0-----0-----
A -----2-----
E -----3-----

```

From: Harlan L Thompson <harlant@uhunix.uhcc.Hawaii.Edu>

MOTHER NATURE'S SON- The Beatles

INTRO:

(slowly pluck these) (strum a bit on each of these)

```

E ---2---2---2-----5--3--0--3p2--0h2-2h3-0h2-0h2---
B ---3---3---3-----3--3--3--3-3--3-3-3-3-3-3-3---
G -4---2---1-----2--2--2--2-2--2-2-2-2-2-2-2---
D -----0--0--0--0-0--0-0-0-0-0-0-0-0-0---
A -----
E -----0-----

```

(let ring, then slap guitar a bit)

D G/D D Bm D E9 (hit low E string)  
 Born a poor young country boy Mother Nature's son  
 A D/A A D/A A D/A A D/A D Dm G/D D  
 All day long I'm sitting singing songs for everyone  
 D Dm G/D D

D G/D D Bm D E9 (riff)  
 Sit beside a mountain stream See her waters rise  
 A D/A A D/A A D/A A D/A D Dm G/D D  
 Listen to the pretty sound of music as she flies

G/D D  
 Do do do do, do-yoo do do do  
 D G/D D Dmaj7 D7  
 do do do do, do-yoo do do do  
 D7sus4 D7 G/D Gm/D D  
 N

Find me in my field of grass Mother Nature's son (riff)  
 Swaying daisies sing a lazy song beneath the sun

G/D D  
 Do do do do, do-yoo do do do  
 D G/D D Dmaj7 D7  
 do do do do, do-yoo do do do  
 D7sus4 D7 G/D Gm/D D  
 Do do do do do do do yeah yeah yeah

(repeat verse chords while singing/humming the tune)

D Dm G/D D7  
 Oh Mother Nature's Son

RIFF:

```

D -----2----
A -----2----
E -0-4-----

```

G/D: x x 0 0 0 3 E9: x x 0 1 3 2  
 D7sus5: x x 0 2 1 3 D/A: x 0 4 2 3 0

(from The White Album, 1968)  
 (sent by Harlan at harlant@hawaii.edu)

Date: Thu, 27 Mar 1997 20:55:18 MET  
 From: "D.P.NEETESON" <d.p.neeteson@med.rug.nl>

Here are the chords for Mother Nature's Son by the Beatles

D Dsus4 D  
 Born a poor young country boy  
 Bm A G  
 Mother Nature's Son.  
 A D A D A D A A7sus4 D  
 All day long I'm sitting singing songs for everyone.  
 D F G D F G

Sit beside a mountain stream  
 see her waters rise.  
 Listen to the pretty sound of music as she flies.

D A D G D  
 Du du du du du du du du 2X

D Dmaj7 D7 D7sus2 G Gm D  
 du du du Yeah, yeah,

**Everybody's got something to hide except me and my monkey**

>From hertzberg@levers.enet.dec.com (Marc Hertzberg (History: Love it or leave it !))  
 Subject: TAB: Everybody's Got Something To Hide Except For Me and My Monkey  
 Date: Mon, 21 Dec 1992 17:55:57 GMT

Everybody's Got Something To Hide Except For Me And My Monkey  
 (Lennon/McCartney)

Intro:  
 -|--4--5--9-----4--5--9-----4--5--9-----4--5--9-----  
 -|--5--5--10----5--5--10----5--5--10----5--5--10-----  
 -|--4--4--9-----4--4--9-----4--4--9-----4--4--9-----  
 -|-----  
 -|-----  
 -|-----

Verse:  
 E  
 Come on, come on, come on, come on  
 Come on it's such a joy, come on, it's such a joy  
 Come on let's make it easy, come on let's make it easy  
 A D

Make it easy, make it easy

B7

E D G E G D

Everybody's got something to hide except for me and my monkey

While the verses are going on, the rhythm guitar repeats the intro parts over and over with slight rhythmic variations. The lead guitar does dozens of variations along the following lines: Listen closely and hear 1001 ways to play those few notes.

```

-----|
-----|
-----5-----7--5-----etc.-----|
-----7-----5--7-----5--7--7b(9)--5--7---etc.-----|
-----7-----7-----etc.-----|

```

All guitars should should, of course, do the boogie-woogie shuffle starting with the A chord:

A

```

-----|
-----|
-----7--7--9--9--7--7--9--9--7--7--9--9--7--7--9--9-----|
-----5--5--5--5--5--5--5--5--5--5--5--5--5--5--5--5-----|

```

Take it easy

D

```

-----|
-----|
-----7--7--9--9--7--7--9--9--7--7--9--9--7--7--9--9-----|
-----5--5--5--5--5--5--5--5--5--5--5--5--5--5--5--5-----|

```

Take it easy

B7

```

-----|
-----4--4--6--6--4--4--6--6--4--4--6--6--4--4--6--6-----|
-----2--2--2--2--2--2--2--2--2--2--2--2--2--2--2--2-----|

```

Everybody's got something to hide except for me and my ...

.. and here's the fun part. Cool the way the chords "turn around" in the second phrase:

E D G E G D

```

-----10b(12)--b(12)10-----15b(17)--b(17)15-----|
-----/10--8-----8~-b(17)15--12-----14~-|
-----9-----
-----|

```

..Monkey

What a great tune to jam with.

-----  
 Tab Special Notations:

```

----0---- play the open string ('fret zero')
----5---- play fret five
----5~---- play fret five with vibrato
---5/7--- play fret five, slide up to fret seven
---7\5--- play fret seven, slide down to fret five
--7\5/7-- play fret seven, slide down to fret five, slide back up
--8b(9)-- play fret eight, bend the string (at fret eight) to reach
 the pitch of fret nine
--b(9)8-- play fret eight already bent to the pitch of fret nine,
 unbending until it reaches the normal pitch of fret eight
----h7--- hammer-on to fret seven
----p5--- pull-off to fret five
---/7---- slide up to fret 7 (the starting fret of the slide is
 undefined, judge by ear)
---15\--- play fret 15, slide down (the ending fret of the slide is
 undefined, judge by ear)
---0h3--- play the open string and immediately hammer-on to fret
 three
---7p5--- play fret seven and immediately pull-off to fret five

```

### Sexy Sadie

Date: Sun, 1 Mar 1998 16:56:27 -0500  
 From: Francisco Marin <alberta@mediom.qc.ca>  
 Subject: CRD: Sexy Sadie by The Beatles

"Sexy Sadie" words Lennon/Mc Cartney  
 Performed by THE BEATLES  
 on the: The White Album, 1998  
 from: Francisco Marin [alberta@mediom.qc.ca]

SEXY SADIE is a beautiful and great song that is easily to play. Heard the CD for better comprehension and take to joy to play it. Thanks to Ole Christian Engkrog for his remark about this sound. "Sexy Sadie" is too me one of the greatest song I've ever heard. Also, he wrote chords of Real Love. One last thing, I work presently a little bit of guitar that listend before the fade, ie with the chords at the end. Now! play an let you take away by the song. PEACE on Earth for everyboby!

CHORDS:

|               |                 |                  |
|---------------|-----------------|------------------|
| G 3-5-5-4-3-3 | F# 2-4-4-3-2-2  | Am 5-7-7-5-5-5   |
| C X-3-2-0-1-0 | F 1-3-3-2-1-1   | Bm 7-9-9-7-7-7   |
| D 0-0-0-3-2-3 | A#m X-2-4-4-3-4 | C2 8-10-10-9-8-8 |

Play the little arpeggio with chord:

```

A#m
E-2-----2-----
B-3-----3---3-----
G-4-----4-----4---
D-4-----4-----4---
A-2-----
E-----

```

INTRO: G C D G F# F D

```

G F# A#m
Sexy Sadie what have you done

C D G F#

```

You made a fool of everyone

C D G F#  
You made a fool of everyone

F D  
Sexy Sadie ooh what have you done

Sexy Sadie you broke the rules  
You layed it down for all to see  
You layed it down for all to see  
Sexy Sadie oooh you broke the rules

G Am Bm C2  
One sunny day the world was waiting for a lover

G Am Bm C2  
She came along to turn on everyone

Am G# G  
Sexy Sadie the greatest of them all

Sexy Sadie how did you know  
The world was waiting just for you  
The world was waiting just for you  
Sexy Sadie oooh how did you know

Sexy Sadie you'll get yours yet  
However big you think you are  
However big you think you are  
Sexy Sadie oooh you'll get yours yet

We gave her everything we owned just to sit at her table  
Just a smile would lighten everything  
Sexy Sadie she's the latest and the greatest of them all

G F# A#m C D G F#

C D G F#  
She made a fool of everyone

F D  
Sexy Sadie

G F# A#m C D G F#

C D G F#  
However big you think you are

F D  
Sexy Sadie

G F# A#m C D G F# F D ... (and fade)

Any comments or corrections are welcome, just é-mail me...

é-mail: alberta@mediom.qc.ca  
Sainte-Foy, Québec, Canada.



### Helter Skelter

From: hertzberg@netcad.enet.dec.com (Marc Hertzberg)  
Subject: TAB: Helter Skelter by The Beatles

Helter Skelter  
(Lennon/McCartney)

Intro:

```

-|-----0--(repeat)-----
-	--12\3--(repeat)-----
-|-----
-|-----
-|-----

```

When I get to the bottom I go back to the top of the

```

-|-----0--(repeat)-----
-	-----2--(repeat)-----
-|-----
-|-----
-|-----

```

slide, where I stop and I turn and I go for a

G

```

-|-----0--(repeat)-----
-	-----1--(repeat)-----
-|-----
-|-----5--5--6--6-----
-|-----3--3--3--3-----

```

ride, till I get to the bottom and I see you again.

E

```

-	-----
-|-----
-|-----
-|-----5--5--6-----6-----2--2--2--2--3\2--2--2--2-----
-|-----3--3--3-----3-----0--0--0--0--1\0--0--0--0-----

```

Yeah yeah yeah!

Verse:

E

Well do you don't you want me to make you

I'm coming down fast but don't let me break you

G

Tell me tell me tell me come on tell me the answer

A

E

Well you may be a lover but you ain't no dancer.

Chorus:

```

 A
-----	-----
-----|-----
-----2---2---4---4---5---4---2-----|-----
-----0---0---0---0-----5---4---2---0-----|-----
-----|-----
Well, Helter Skelter
 E
-----	-----
-----|-----
-----2---2---4---4---5---4---2-----|-----
-----0---0---0---0-----5---4---2---0-----|-----
Helter skelter
 A E
-----|-----
-----|-----5b(7)--3--5-----|-----
-----|-----
-----2---2---4---4---5---4---2-----|-----
-----0---0---0---0-----5---4---2---0-----|-----
Helter skelter Yeah

```

So much for verses and choruses. The rest are pretty much the same, except that the rest of the verses hit the G chord a little sooner (at the beginning of the third line of the verse).

Here's the guitar solo in the middle:

```

 E A E
-----|-----7--7--15b(17)--15b(17)--b(17)15-----|-----
-----|-----0--0-----|-----
-----|-----9--9-----|-----
-----	-----
'Cos here she comes
 A E
-----|-----
-----|-----b(17)15b(17)15-----13b(14)-----b(17)15-----|-----
-----|-----b(14)12-----b(14)12b(14)12-----12-----|-----
-----|-----14-----14-----|-----
-----|-----

```

Later, there's a neat riff in one of the last verses. I think it comes right after "will you won't you want me to make you" or something like that. This is a cool riff with that looonnng slide.

```

-----|-----12--15b(17)--b(17)15--12-----12-----|-----
-----|-----15-----15\10-----10b(12)--b(12)10--8-----|-----
-----|-----9-----7--9-----|-----
-----|-----

```

As the song fades into the first ending, there are some nice bend releases, while the lyrics repeat "coming down fast":

```

-|---b(17)15-----
-|-----b(17)15-----
-|-----b(16)14-----
-|-----b(14)12-----
-	-----b(14)12-----

```

Later, there's a whole lot of Hendrix-like guitar noise.

-----  
**Tab Special Notations:**

```

----0---- play the open string ('fret zero')
----5---- play fret five
----5~---- play fret five with vibrato
---5/7--- play fret five, slide up to fret seven
---7\5--- play fret seven, slide down to fret five
--7\5/7-- play fret seven, slide down to fret five, slide back up
--8b(9)-- play fret eight, bend the string (at fret eight) to reach
 the pitch of fret nine
--b(9)8-- play fret eight already bent to the pitch of fret nine,
 unbending until it reaches the normal pitch of fret eight
----h7--- hammer-on to fret seven
----p5--- pull-off to fret five
---/7---- slide up to fret 7 (the starting fret of the slide is
 undefined, judge by ear)
---15\--- play fret 15, slide down (the ending fret of the slide is
 undefined, judge by ear)
---0h3--- play the open string and immediately hammer-on to fret
 three
---7p5--- play fret seven and immediately pull-off to fret five

```

**Long long long**

From: mus4kxs@cabell.vcu.edu (Kevin Shupe)  
 Subject: Re: REQ: tabs for Beatles "Long.long,long..."

Capo 3rd Fret

Intro

```

 Em G Em D A
E-----0-0-0-0-0-0--
B-----3---2-2-2-2-2-2--
G-----h-----h-----2-----2-2-2-2-2-2--
D-----h--0-2-----2-----h--0-2-0-----2-2-2-2-2-2--
A---h--0-2-----0-----h--0-2-----0-0-0-0-0-0--
E--0-3-----3-----0-3-----

```

Verses

(Capo 3rd Fret)

```

(Bb)G-320003
(Am)F#m-244222
(Gm)Em-022000
(F)D-xx0232
(C)A-x02220
(C7)A7-x02020

```



```

-	-----

-| -5/7-7-7-7-7-7-7-7-7-7-7-7-7-7-----12-----
-| -5/7-7-7-7-7-7-7-7-7-7-7-7-7-7-----/10-----10--12b(14)-----
-	-----11-----
-|-----
-|-----

```

Verse/Chorus Form:

B E  
 You say you want a revolution well you know

B  
 We all want to change the world

B E  
 You tell me that it's evolution well you know

F#  
 We all want to change the world

C#m F#  
 But when you talk about destruction

C#m A B G# F#  
 Don't you know that you can count me out (in?)

B E  
 Don't you know it's gonna be Alright

B E  
 Don't you know it's gonna be Alright

B E F#7  
 Don't you know it's gonna be Alright

Guitar Details During Verses:  
 Guitar 1 plays a standard rock & roll shuffle:

B

```

-	-----
-|-----
-|-----
-|-----9-----9---9h11--9--9-----9h11--9--9--9h11--9--9--9h11--9--9--
-|-----7-----7---7-----7--7-----7-----7--7--7-----7--7--7-----7--7--
 You say you want a rev o lu ti on well you

```

E

```

-	-----
-|-----
-|-----9-----9---9h11--9--9-----9h11--9--9--9h11--9--9--9h11--9--9--
-|-----7-----7---7-----7--7-----7-----7--7--7-----7--7--7-----7--7--
 know we all want to change the...

```



```

-|-----10--9---
-|--b(10)9--7--10--9---
-|-----11--10--
-|-----12--11--
-|-----12--11--
-|-----10--9---

```

Beatles Tab by Marc Hertzberg  
 Digital Equipment Corporation  
 hertzberg@netcad.enet.dec.com

-----  
 Tab Special Notations:

```

----0---- play the open string ('fret zero')
----5---- play fret five
----5~---- play fret five with vibrato
---5/7--- play fret five, slide up to fret seven
---7\5--- play fret seven, slide down to fret five
--8b(9)-- play fret eight, bend the string (at fret eight) to reach
 the pitch of fret nine
--b(9)8-- play fret eight already bent to the pitch of fret nine,
 unbending until it reaches the normal pitch of fret eight
----h7--- hammer-on to fret seven
----p5--- pull-off to fret five
---/7---- slide up to fret 7 (the starting fret of the slide is
 undefined, judge by ear)
---15\--- play fret 15, slide down (the ending fret of the slide is
 undefined, judge by ear)
---0h3--- play the open string and immediately hammer-on to fret
 three
---7p5--- play fret seven and immediately pull-off to fret five

```

From: infidel+@operations.cis.pitt.edu  
 [me again!]

well, no-one seems to have done this, so I'll give it a shot... it's pretty hard to describe exactly what's going on with the rhythm here... and it's also hard to play along with (if I remember correctly, the distorted (single) version is tuned to somewhere between 2 and 3 half-steps up (yeah, it's just "randomly somewhere in between" - try it!), and I think the acoustic version on the White Album is maybe 1 or 2 half-steps up... at any rate, I'll tab it in A because it's easiest (only possible ?) to play that way.

(also, I really never figured out the lead part... if someone would care to chip in [or maybe I'll get around to it someday])

Intro is something like

(keep sliding up to this A chord for awhile)

```

E----- -----
B--\9-- --12^-
G--\10= -----

```

my best approximation of how the rhythm goes is something like this... you'll have to play around hitting those notes on the 4th fret and then letting the whole chord ring out:

```

A (ring) D A (ring)
----- ----- ----- -----
----- -----2-----2-3-3-3--- -----2-----2-

```

```
----- ... -----2-----2-2-2-2h4- ... -----2-----2- ...
-2-2-2h4-2- -2-2-2h4-2-----2-2h4---0-0-0--- -2-2-2h4-2-2-2h4---
-0-0-0---0- -0-0-0-----0-0----- -0-0-0-----0-0-----
----- -----
```

anyways, it eventually makes it to E with the same kind of pattern... most of the funny business is stuff with the A where you do the 2(hammer)4 on other strings [a few right in a row], and a 0h4 on the open string, usually ending with a strum of the A chord... so...

```

 A D
You say you want a Revolution, well you know
 A
We all want to change the world
 D
You tell me that it's evolution, well you know
 E(7?)
We all want to change the world
```

```

Bm E
 but when you talk about destruction
Bm G A F# E
 don't you know that you can count me out
```

(much more funny business with the notes on the 4th fret in this part:)

```

 A D A...
 don't you know it's gonna be... alright...
```

and...

```

D-----0-----2-
A----0h2-----2-2h4--- (x2)...
E-0-0-----
```

You say you got a real solution, well you know  
 We'd all love to see the plan  
 You ask me for a contribution, well you know  
 We're all doing what we can...

But if you want money for minds that hate  
 All I can tell you is brother you have to wait  
 Don't you know it's gonna be...

You say you'll change the constitution, well you know  
 We all want to change your head  
 You tell me it's the institution, well you know  
 You better free your mind instead

But if you go carrying pictures of Chairman Mao  
 You ain't gonna make it with anyone anyhow...  
 Don't you know it's gonna be...

anyone else is free to help out with this one!  
 todd (infidel+pitt.edu)

```

--
todd j. derr - the c.o.m.a. moderator! "happy, happy, joy, joy.
infidel+pitt.edu (412) 661-8617 happy, happy, joy, joy.
infidel+pittunix (BIT) work: 648-1247 happy, happy, joy, joy."
.if your mail bounces, send it to infidel@unix.cis.pitt.edu. thanks!
```



**Honey pie**

## Honey Pie

by Lennon/McCartney  
from The White Album

Intro: (Piano)

Em A6 Am/D  
She was a working girl  
Cm G  
North of England way  
Em A6 Am/D  
Now she's in the big time  
Cm G  
In the USA  
A7  
And if she could only hear me  
D7  
This is what I'd say:

G  
Honey Pie You are making me  
Eb7 E7  
Crazy I'm in love but I'm  
A7 D7  
Lazy So won't you please come  
G Eb7 D7  
Home Oh  
G  
Honey Pie My position is  
Eb7 E7  
Tragic Come and show me the  
A7 D7  
Magic Of your Hollywood  
G F# F  
Song

Em C#m7  
You became a legend of the sil-  
G  
ver screen  
G7 C  
And now the thought of meeting you  
E7/B Am D7  
makes me weak in the knees Oh

G  
Honey Pie You are driving me  
Eb7 E7  
frantic Sail across the Atlan-  
A7 D7  
tic To be where you belong  
G Eb7 D7  
Honey Pie, come back to me

Solo:

(Guitar)

```

-----7---8---7-----
|-----15-----|-----8-----8--
| -16-----|-----|
-----17-----	-----
-----	-----

-----8---9--11--12--|14-----13p12-----
|-----8-----|-----|
-8---8-----	-----
-----	-----
-----	-----

```

(Piano)

```

|A7 |D7 |G |Eb7 D7 |G | |
|Eb7 |E7 |A7 |D7 |G |F# F |

```

```

Em C#m7
Will the wind that blew
 G
her boat across the sea
G7 C
kindly send her
E7/B Am D7
Sailing back to me T. T. Tee! Now

```

```

G
Honey Pie You are making me
Eb7 E7
crazy I'm in love but I'm la-
A7 D7
zy So won't you please come home
G Eb7 D7
Come, come back to me Honey Pie, Ha ha ha

```

Outro:

```

|G |Eb7 |E7 |A7 |D7 |G |Eb7 D |G |

```

```

=====
I Transcribed by the Beatles Central Team I
I jpgr_beatles@yahoo.com I
I Visit Beatles Central for more great Beatles tabs and midis(220+ each). I
I Every album covered! http://members.tripod.com/jpgr_beatles/index.html I
=====

```

### Savoy truffle

TAB: Savoy Truffle  
MUSIC BY: The Beatles (From the White Album)  
TABBED BY: The Beatles Central Team (jpgr\_beatles@yahoo.com)

Intro:

(2 bars of E7)



F#

|   |                                          |
|---|------------------------------------------|
| E | -----6---7---8---                        |
| B | -----7---8---9---                        |
| G | -4b6r4-----4b6r4-----4b6r4-- -2h3p2----- |
| D | -----4-----                              |
| A | -----                                    |
| E | -----                                    |
|   | ^ ^ ^ ^ ^ ^ ^ ^                          |

A

|   |                 |
|---|-----------------|
| E | -/9-----        |
| B | -/10-----       |
| G | -----           |
| D | -----           |
| A | -----           |
| E | -----           |
|   | ^ ^ ^ ^ ^ ^ ^ ^ |

G

|   |                                            |
|---|--------------------------------------------|
| E | -----7--8--9--8b10r8- -----7---8---9---10- |
| B | -----/8----- -----8---8---9---10--11-      |
| G | -----                                      |
| D | -----                                      |
| A | -----                                      |
| E | -----                                      |
|   | ^ ^ ^ ^ ^ ^ ^ ^                            |

B

|   |                 |
|---|-----------------|
| E | -----12-----    |
| B | -----15b17----- |
| G | -----           |
| D | -----           |
| A | -----           |
| E | -----           |
|   | ^ ^ ^ ^ ^ ^ ^ ^ |

Em C/E Em C/E C G  
 But you'll have to have them all pulled out after the Savoy Truffle

Em A  
 You know that what you eat you are  
 Asus4 A G B  
 But what is sweet now turns so sour  
 Em A  
 We all know Obla-Di-Bla-Da  
 Asus4 A G B  
 But can you show me where you are?

E7  
 Creme Tangerine and montelimar  
 F# A  
 A ginger sling with a pineapple heart  
 G B  
 A coffee dessert yes, you know it's good news  
 Em C/E Em C/E C G  
 But you'll have to have them all pulled out after the Savoy Truffle  
 Em C/E Em C/E C G  
 Yes you'll have to have them all pulled out after the Savoy Truffle

| in MIDI and Tab form (over 250 songs), as well as biographies. |  
 | [http://members.tripod.com/~jpgr\\_beatles/index.html](http://members.tripod.com/~jpgr_beatles/index.html) |

## Cry baby cry

From: Harlan L Thompson <harlant@uhunix.uhcc.Hawaii.Edu>

CRY BABY CRY- The Beatles

G Am F G  
 Cry baby cry make your mother sigh  
 Em7 A7 F  
 she's old enough to know better

Em Em+7 Em7  
 The king of Marigold was in the kitchen  
 Em6 C7 G  
 cooking breakfast for the queen  
 Em Em+7 Em7  
 The queen was in the parlour playing piano  
 Em6 C7  
 For the children of the king

CHORUS:

G Am F G  
 Cry baby cry make your mother sigh  
 Em7 A7 F G  
 she's old enough to know better so cry baby cry

The king was in the garden picking flowers  
 For a friend who came to play  
 The queen was in the playroom painting pictures  
 For the childrens holiday ...CHORUS

The duchess of Kircaldy always smiling  
 And arriving late for tea  
 The duke was having problems with a message  
 At the local bird and bee ...CHORUS

At twelve o'clock a meeting round the table  
 For a seance in the dark  
 With voices out of nowhere put on specially  
 By the children for a lark...CHORUS TWICE (end on Em)

Fm  
 Can you take me back where are people, can you take me back  
 Can you take me back where are people, brother can you take me back  
 Can you take me back?  
 Oh can you take me where are people, can you take me back?

Em+7: 0 2 1 0 0 0 Em7: 0 2 2 0 3 0 Em6: 0 2 2 0 2 0

NOTE: This is the non-"pro" version.  
 (from The White Album, 1968)  
 (sent by Harlan at harlant@hawaii.edu)

## Revolution 9

(No chords)

**Good night**

{Sent by Igor Travenec, travenec@savba.sk}

Goodnight           Lennon / McCartney           (1968)

{Slow lullaby}

1. [G]Now it's [Bmi]time to [C]say goodnight,  
[Bmi]Good [C]night, sleep [D7]tight.  
[G]Now the [Bmi]sun turns [C] out his light,  
[Bmi]Good [C]night, sleep [D7] tight

{Chorus:}

[Bmi]Dream sweet [Ami]dreams for [Bmi]me [Ami],  
[G]Dream sweet [Ami]dreams for [G]you [Ami].

2. Close your eyes and I'll close mine, Goodnight, sleep tight  
Now the moon begins to shine, Goodnight, sleep tight

{Chorus.}

{Middle:}

[G]Hm, m [Ami]m, [A]Hm, m [Dmi]m, [G]Hm, m, [C]m-m-m [D7]m.

3. Close your eyes and I'll close mine, Goodnight, sleep tight  
Now the sun turns out his light, Goodnight, sleep tight

{Chorus.}

## Yellow Submarine

17 January 1969 UK (Apple/Parlophone)



### Yellow Submarine

See under the album "Revolver"

### Only a northern song

-----  
 Only A Northern Song  
 -----

by George Harrison  
 from Yellow Submarine

Intro:  
 |Cmaj7 |D A |E |

Verse:  
 A  
 If you're listening to this song  
 You may think the chords are going wrong  
 Bm7/A  
 But they're not  
 E7  
 He just wrote it  
 D  
 like that it

Chorus:  
 E Bm7 G C#7  
 Doesn't really matter what chords I play, what  
 F#7 Bm F#7  
 words I say or time of day it is As its on-  
 D A E/B  
 ly a Northern Song

Organ Solo:

It

|A | | | |Bm7 | | |E7 | | |D | | |

**Chorus:**

E Bm7 G C#7  
 Doesn't really matter what clothes I wear, or  
 F#7 Bm F#7  
 how I fare or if my hair is brown When its on-  
 D A E/B  
 ly a Northern Song

**Verse:**

A  
 When you're listening late at night  
  
 You may think the bands are not quite right  
 Bm7/A  
  
 But they are  
 E7  
  
 They just play it  
 D E  
 like that

**Verse:**

A  
 If you think the harmony  
  
 Is a little dark and out of key  
 Bm7/A  
  
 You're correct  
 E7  
  
 There's nobo-  
 D E  
 dy there

**Instrumental Verse:**

|E Bm7 |G C#7 |F#7 |Bm |Bm7 |  
 F#7 D A E/B  
 As I told you there no one there

**Outro:**

|E Bm7 |G C#7 |F#7 |Bm |F#7 |D A |E/B | | |  
 |A | | | |Bm7 | | |

**CHORDS:**

- A- X02220
- Am- X02210
- Amaj7- X02120
- Am6- XXX553
- Am7- X02010
- Bm- X13131
- Bm7- X13121



Bm7/A- X03121  
 C#7- X35353  
 D- XX0232  
 D7- XX0212  
 Dm- XX0231  
 E- 022100  
 E/B- X22100  
 E7- 020100  
 F#7- 242322  
 Fmaj7- 1X2210  
 G- 320011

```
=====
I Transcribed by the Beatles Central Team I
I jpgr_beatles@yahoo.com I
I Visit Beatles Central for more great Beatles tabs and midis(220+ each). I
I Every album covered! http://members.tripod.com/jpgr_beatles/index.html I
=====
```

**All together now**

#Ludwig Alberter <ludwig@untvc2.enet.dec.com>  
 {title:All Together Now}  
 {subtitle:Words & Music: Lennon/McCartney}

[F]One, two, three, four, [C7]can I have a little more?  
 [F]Five, six, seven, eight, nine, [C7]ten, I love [F]you.  
 [F]A, B, C, D, [C7]can I bring a friend to tea?  
 [F]E, F, G, H, I, J, [C7]I love [F]you.

[F]Bom, bom, bom, [Bb]bom-pa-bom, sail the ship, [F]bom-pa-bom, chop the tree.  
 [Bb]Bom-pa-bom, skip the rope, [C7]bom-pa-bom, look at me.

[F]All together now, all together now, [C7]all together now, [F]all together now...

**Hey Bulldog**

Hey Bulldog

Written by The Beatles  
 Covered by Toad the Wet Sprocket  
 Album: "I Know What You Did Last Summer", track 7  
 Transcribed by Dwight Lanier (hlanier@mindspring.com)

Intro riff 1

```


-----2-----3--4-----4-----3--2-----
--2--2--5--2-----2-----2--2--5--2-----2-----
```

Verse:

Riff 1 3x

Chords used:

B7: x24242    F#m: 244222    A: x02220    E: 022100    E7: 022130

B7            F#m  
 Sheepdog standing in the rain

B7 F#m  
 Bullfrog doing it again  
 A F#m E E7  
 Some kind of happiness is measured out in miles  
 A F#m B7  
 What makes you think you're something special when you smile?

B7 F#m  
 Childlike no one understands  
 B7 F#m  
 Jack knife in your sweaty hands  
 A F#m E E7  
 Some kind of solitude is measured out in years  
 A F#m E E7  
 You don't know what it's like to listen to your fears

Chorus:

Use these chords in sequence. You'll be able to hear the rhythm easily.

Bm: 7997xx Bm(#5): 7,10,97xx Bm6: 7,11,97xx Bm7: 7977xx  
 The last two beats are Em: 022000 Em(#5): 022010

And you can talk to me, you can talk to me  
 You can talk to me, if you're lonely you can talk to me

Riff 1 2x then the solo

Verse:

B7 F#m  
 Big man walking in the park  
 B7 F#m  
 Wig Wam frightened of the dark  
 A F#m E E7  
 Some kind of innocence is measured out in you  
 A F#m E E7  
 You think you know me but you haven't got a clue

Chorus:

Then Riff 2 throughout the fade

-----  
 -----  
 -----  
 -----2-----3--4-----  
 --2--2--5--2-----2-----4-----3--2-----  
 -----2--2--5--2-----2-----5-----

Hey bulldog, hey bulldog  
 Hey bulldog, hey bulldog  
 Hey bulldog, hey bulldog

***It's all too much***

-----  
 It's all too much  
 -----  
 (by George Harrison, 1968)

Intro: C G | Gadd9 G | C G Gadd9 | G |

C/G G Gadd9 G C G Gadd9 G  
It's all to much (<---4times)

G  
When I look into your eyes your love is there for me

And the more I go in side the more there is to see  
C G Gadd9 G C/G  
It's all too much for me to take the love that's shining all around you  
C/G G Gadd9 G C/G G Gadd9 G  
Everywhere it's what you make for us to take it's all too much

G  
Floating down the stream of time from love is there for me

And the more I go in side the more there is to see  
C G Gadd9 G C/G  
It's all too much for me to take the love that's shining all around you  
C/G G Gadd9 G C/G G Gadd9 G  
All the world is birthday cake so take a piece but not too much

Solo: (4times) | C/G G | Gadd9 G | C/G G Gadd9 | G

G  
Sial me on a silver sun where I know that I'm free

Show me that I'm everywhere and get me home for tea  
C G Gadd9 G C/G  
It's all too much for me to take the love that's shining all around you  
C/G G Gadd9 G C/G G Gadd9 G  
The more I learn The less I know and what I do it's all too much

C/G G Gadd9 G C G Gadd9 G  
It's to much (Ah\_\_\_\_\_)

=====  
I Transcribed by the Beatles Central Team I  
I jpgr\_beatles@yahoo.com I  
I Visit Beatles Central for more great Beatles tabs and midis(220+ each). I  
I Every album covered! [http://members.tripod.com/jpgr\\_beatles/index.html](http://members.tripod.com/jpgr_beatles/index.html) I  
=====

## **All you need is love**

See under the album "Magical Mistry Tour"

## **Pepperland**

Instrumental...

## **Sea of time**

Instrumental...

## **Sea of holes**

Instrumental...

***Sea of monsters***

Instrumental...

***March of the manies***

Instrumental...

***Pepperland Laid Waste***

Instrumental...

***Yellow Submarine in Pepperland***

Instrumental...

# Abbey Road

26 September 1969 UK (Apple/Parlophone)



## Come together

From: SKUP !! <D9250657@zac.riv.csu.edu.au>

Come Together - Beatles

Chords Used

Dm                    A7                    G7                    Bm                    G                    000432                    320003  
 000231                    002223                    320001

The riff that they use in the song goes something like this

```

-----1-----
-----H-----1--3-----
-----0--2-----
0--0-----


```

Dm  
 Here come old flat top, He come grooving up slowly,

Dm  
 He got Joo Joo eyeball, He one holy roller

A7  
 He got Hair down to his knee;

G7  
 Got to be a joker, he just do what he please.

(Riff)

Dm  
He wear no shoe shine, he got toe jam football

Dm  
He got monkey finger, he shoot co-ca cola

A7  
He say, "I know you, you know me."

G7  
One thing I can tell you is you got to be free

Bm G  
Come Together, Right now, over me

(Riff)

Dm  
He bag production, He got wal-rus gumboot

Dm  
He got O-no sideboard, He one spinal cracker

A7  
He got feet down below his knee

G7  
Hold you in his armchair, you can feel his disease

Bm G  
Come together, right now, over me

(Riff)

Dm  
He roller coaster, he got early warning

Dm  
He got muddy water, He one Mo-jo filter

A7  
He say, " One and one and one is three."

G7  
Got to be good looking 'cause he so hard to see

Bm  
Come together, Right now, over me

Copywrite 1969 Northern Songs limited.

\*\*\*\*\*  
SKUPP!! \*  
\*\*\*\*\*

### **Something**

From: hertzberg@elwood.enet.dec.com (Marc Hertzberg (History: Love It Or Leave It))  
Subject: TAB: Something

Date: Mon, 17 Aug 1992 16:56:26 GMT

Something  
(Harrison)

Intro and signature riff:

```

 F Eb G C
-|-----
-	--10--b(13)12--10--11--12--13--
-|-----
-|-----
-|-----
-|-----

```

Verse:

```

 C Cmaj7
Something in the way she moves
C7 F
Attracts me like no other lover
 D G
Something in the way she woos me
 Am G#+
I don't want to leave her now
 C/G D F Eb G C
You know I believe in how (sig riff)

```

Verse:

```

Somewhere in her smile she knows
That I don't need no other lover
Something in her style that shows me
I don't want to leave her now
You know I believe in how
(sig riff, but end with A instead of C)

```

Middle part:

```

 A C#m F#m
You're asking me will my love grow
A/E D G A G# G F# F E
I don't know I don't know
 A C#m F#m
You stick around and it may show
A/E D G C
I don't know I don't know

```





----5~---- play fret five with vibrato  
 ---5/7--- play fret five, slide up to fret seven  
 ---7\5--- play fret seven, slide down to fret five  
 --8b(9)-- play fret eight, bend the string (at fret eight) to reach  
           the pitch of fret nine  
 --b(9)8-- play fret eight already bent to the pitch of fret nine,  
           unbending until it reaches the normal pitch of fret eight  
 ----h7--- hammer-on to fret seven  
 ----p5--- pull-off to fret five  
 ---/7---- slide up to fret 7 (the starting fret of the slide is  
           undefined, judge by ear)  
 ---15\--- play fret 15, slide down (the ending fret of the slide is  
           undefined, judge by ear)  
 ---0h3--- play the open string and immediately hammer-on to fret  
           three  
 ---7p5--- play fret seven and immediately pull-off to fret five

### Maxwell's silver hammer

{title:Maxwell's Silver Hammer}  
 {subtitle:Lennon/McCartney}

[D]Joan was quizzical, [B7]studied pataphysical [Em]science in the home,  
 [A7]late night all alone with a test tube, [D]oh, oh, oh, [A]oh.  
 [D]Maxwell Edison, [B7]majoring in medicine, [Em]calls her on the phone.  
 [A7]Can I take you out to the pictures, [D]Jo-o-o-o[A]an?  
 But, [E7]as she's getting ready to go, a [A7]knock comes from the door:

{soc}  
 [D]Bang! Bang! Maxwell's silver hammer came [E7]down upon her head.  
 [A7]Clang! Clang! Maxwell's silver hammer made [Em]sure that [A7]she was  
 [D]dead.  
 {eoc}

Back in school again, Maxwell plays the fool again, teacher gets annoyed.  
 Wishing to avoid an unpleasant sce-e-e-ene.  
 She tells Max to stay when the class has gone away,  
 so he waits behind. Writing fifty times "I must not be so-o-o-o.  
 But, when she turns her back on the boy, he creeps up from behind:

{c:Chorus}

P.C. thirtyone said "We've caught a dirty one.", Maxwell stands alone.  
 Painting testimonial pictures, oh, oh, oh, oh.  
 Rose and Valerie, screaming from the gallery, say he must go free.  
 The judge does not agree. And he tells them so-o-o-o.  
 But, as the words are leaving his lips, a noise came from behind:

{c:Chorus}

### Oh! Darling

Date: 31 Dec 1997 16:56:50 CDT  
 From: unk@goi.com  
 Subject: Tab: Oh! Darling by the Beatles

Title: Oh! Darling  
 Tabbed by: Negative Creep (negcreep@juno.com)

"Oh! Darling"  
 by Lennon\McCartney

Chords used:

|   | E+    | A     | E     | F#m   | D     | Bm7   | E7    | A7    | F7    | B7    | Bb7   |
|---|-------|-------|-------|-------|-------|-------|-------|-------|-------|-------|-------|
| e | --o-- | --o-- | --o-- | --2-- | --2-- | --2-- | --o-- | --o-- | --1-- | --2-- | --4-- |
| B | --1-- | --2-- | --o-- | --2-- | --3-- | --3-- | --o-- | --2-- | --1-- | --o-- | --3-- |
| G | --1-- | --2-- | --1-- | --2-- | --2-- | --2-- | --1-- | --o-- | --2-- | --2-- | --3-- |
| D | --2-- | --2-- | --2-- | --4-- | --o-- | --2-- | --o-- | --2-- | --1-- | --1-- | --3-- |
| A | --x-- | --0-- | --2-- | --x-- | --x-- | --2-- | --2-- | --o-- | --x-- | --2-- | --x-- |
| E | --x-- | --x-- | --o-- | --x-- | --x-- | --x-- | --o-- | --x-- | --x-- | --x-- | --x-- |

Verse:

E+     A                             E  
 Oh\_\_\_ darling please believe me  
 F#m                                     D  
 I'll never do you no harm  
        Bm7                             E7  
 Be-lieve me when I tell you  
 Bm7                     E7             A  
 I'll never do you no harm

Interlude:

A-D-A-E

E     A                             E  
 Oh\_\_\_ darling if you leave me  
 F#m                                     D  
 I'll never make it alone  
 Bm7                                     E7  
 Believe me when I beg you  
 Bm7                                     A  
 Don't ever leave me alone

Interlude:

A-D-A-A7

Chorus:

A7             D                             F7  
 When you told me you didn't need me anymore  
 A  
 Well you know I nearly broke down and cried  
                    B7  
 When you told me you didn't need me anymore  
                    E7                     F7(5)                     E7     E+  
 Well you know I nearly fell down and died\_\_\_

E+ A                             E  
 Oh darling if you leave me  
 F#m                                     D  
 I'll never make it alone  
        Bm7                             E7  
 Believe me when I tell you  
 Bm7                     E7             A  
 I'll never do you no harm

Interlude:

A-D-A-A7

(Spoken) Belive me, darling

(repeat chorus)



No one there to tell us what to do.  
 I'd like to be under the sea  
 In an Octopus's Garden with you.

#  
 # Submitted to the ftp.nevada.edu:/pub/guitar archives  
 # by Steve Putz  
 # 7 September 1992

**I want you (She's so heavy)**

From: Paul Zimmerman <AUDSM@ASUVM.INRE.ASU.EDU>  
 Subject: CRD: I Want You (She's So Heavy) - Beatles

I Want You (She's So Heavy)  
 The Beatles

|Dm |E7-9 Bb |

A+ F Am  
 I want you I want you so bad I want you  
 Am Dm7 F G G#+ Am Am7  
 I want you so bad it's driving me mad it's driving me mad  
 Dm Dm7 Dm  
 I want you You know I want you so bad babe. I want you  
 C Bb E7-9  
 You know I want you so bad it's driving me mad it's driving me mad

E7-9 = xx0101  
 A+ = xx3221  
 G#+ = xx2110

I Want You (She's So Heavy)  
 The Beatles

|    |                        |                                |                    |
|----|------------------------|--------------------------------|--------------------|
|    | -----                  | -----6-----6-----              | -----5-----        |
|    | -----3-----            | 0-----3-----6-----6-----       | -----6-6-----      |
| 12 | -----2-----2-----      | 1-----4-----4-----7-----7----- | 6  -----6-6-6----- |
| -- | 0---0-3-0-----0-3-0--- | -----0-3-----8-8-----7---      | -  -----7-7-7----- |
| 8  | ---0-----0-----0-----  | ---2-----                      | 8  -----           |
|    | -----1-----            | -----                          | -----              |
|    | _ _   _ _   _ _   _ _  | _ _   _ _   _ _   _ _          | _ _   .            |

|    |                         |                         |                |
|----|-------------------------|-------------------------|----------------|
|    | -----                   | -----3-----             | -----          |
| 12 | -----                   | -----                   | 6  -----       |
| -- | 5-----0-----            | -----3-2-1-----1-3-5--- | -  -----0----- |
| 8  | -----0-----1-----3----- | 0-----                  | 8  -----       |
|    | .                       | .                       | .              |
|    | .                       | _ _                     | .              |
|    | .                       | _ _                     | .              |

|   |             |     |               |                   |                         |
|---|-------------|-----|---------------|-------------------|-------------------------|
|   | -----       |     | -----         | -----6-----       | -----                   |
| 2 | -----5----- | 4   | o-7(9)-----   | -----5-----7----- | -----7-5-----5-----7--- |
| - | -----7----- | -   | o-----        | -----7-----       | -----7-----             |
| 4 | -----       | 4   | -----         | -----             | -----                   |
|   | ;_          |     | ; ; ;_        | _ _               | _ _                     |
|   | I want      | you | I want you so | bad               |                         |

|   |       |   |          |               |                   |
|---|-------|---|----------|---------------|-------------------|
|   | ----- |   | -----    | -----2-0----- | -----2-0-----     |
| 2 | ----- | 4 | o-----   | -----3-----   | -----0-----3----- |
| - | ----- | - | o-0----- | -----0-----   | -----0-----       |
| 4 | ----- | 4 | -----    | -----0-----   | -----             |
|   |       |   | d.       | = _           | d.                |
|   |       |   | d.       |               | d.                |
|   |       |   |          | = _           |                   |

|                                                       |                                                                   |                                                                 |
|-------------------------------------------------------|-------------------------------------------------------------------|-----------------------------------------------------------------|
| -----<br>-----<br>-----5-----<br>-----7-----<br>----- | -----<br>-----<br>-----7(8)(7)(8)(7)(8)(7)p5\2-<br>-----<br>----- | -----<br>-----<br>-----5-----7---7(8)--<br>-----7-----<br>----- |
| i i i i ;    <br>I want                               | _ _ _ _     _ _ _ _ <br>you                                       | i i i i ;      _ _ _ _ <br>I want you so                        |
| -----<br>-----2-0-<br>-0-----3-<br>-----              | -----<br>-----0-----<br>-----<br>-----                            | -----<br>-----2-0-<br>-0-----0-----3-<br>-----                  |
| d.   = _                                              | d.                                                                | i i i ;   = _                                                   |

|                                                    |                                                      |                                              |                                       |
|----------------------------------------------------|------------------------------------------------------|----------------------------------------------|---------------------------------------|
| -----<br>-----7-5-----5-<br>-----7-----7-<br>----- | -----<br>-----5-----5-7---5-<br>-----7-----<br>----- | -----<br>-----7-5-----3-0-<br>-----<br>----- | -----<br>-----<br>-----<br>-----      |
| _     <br>bad                                      | _           <br>it's driving me mad                  | _      d<br>it's driving me mad              |                                       |
| -----<br>-----0-----3-<br>-----                    | -----<br>-----1-----<br>-----                        | -----<br>-----0-----0-<br>-----3-----4-----  | -----<br>-----0-----0-----3-<br>----- |
| d d                                                | d d                                                  | . _                                          | d   . _                               |

|                 |                                          |                                             |                                                           |                                                |                                                     |
|-----------------|------------------------------------------|---------------------------------------------|-----------------------------------------------------------|------------------------------------------------|-----------------------------------------------------|
| 2<br>-<br>4     | -----<br>-----6-<br>-----7-----<br>----- | 4<br>-<br>4                                 | -----<br>-----8(10)-----<br>-----7---7-----7-10-<br>----- | -----<br>-----8--10-<br>-----7-10-<br>-----    | -----<br>-----8-----10-<br>-----10-7---10-<br>----- |
| i_   <br>I want | _ <br>you                                | i_     _ _ _ _ <br>(You know) I want you so | _       <br>bad                                           | _       <br>babe                               |                                                     |
| 2<br>-<br>4     | -----<br>-----3-0-4-<br>-----            | 4<br>-<br>4                                 | -----<br>-----0-----0-----0-<br>-----                     | -----<br>-----0-0-0-<br>-----5---3-0-<br>----- | -----<br>-----0-----0-----<br>-----5p3p0-<br>-----  |
| _               | d                                        | ; _  _                                      | d                                                         | = _                                            |                                                     |

|                                                           |                                                             |                                                        |
|-----------------------------------------------------------|-------------------------------------------------------------|--------------------------------------------------------|
| -----<br>-----6-----<br>-----7-----<br>-----              | -----<br>-----8(10)(8)(10)(8)(10)(8)--6-<br>-----<br>-----  | -----<br>-----8---10-<br>-----7---7-----7-10-<br>----- |
| _     <br>I want                                          | _ _ _ _     _ _ _ _ <br>you                                 | i_     _ _ _ _ <br>(You know) I want you so            |
| -----<br>-----0-----3-0-<br>-----3-0-<br>-----3-<br>----- | -----<br>-----0-----0-----<br>-----3p0-<br>-----0-<br>----- | -----<br>-----0-----5---3-0-<br>-----                  |
| d  _    = _                                               | d   = _                                                     | d    _ _                                               |

|                                                                 |                                                            |         |                                                |   |                                                                                                             |   |
|-----------------------------------------------------------------|------------------------------------------------------------|---------|------------------------------------------------|---|-------------------------------------------------------------------------------------------------------------|---|
| -----<br>-8-6-----6-----<br>-----7-----7-----<br>-----<br>----- | -----<br>-5-----5--7--5--<br>-----7-----<br>-----<br>----- | 2       | -----<br>-----<br>-5--6---7-<br>-----<br>----- | 4 | -----<br>-0---6-6-6-6---6-<br>-----7-7-7-7---7-<br>-----<br>-2---6-6-6-6---6-<br>-----7-7-7-7---7-<br>----- | 4 |
| <br>bad            it's driving me mad it's                     | <br>driving me                                             | <br>mad | <br>;                                          |   |                                                                                                             |   |
| -----<br>-0-----<br>-----<br>-----1-----<br>-----               | -----<br>-3-----1-----<br>-----<br>-----<br>-----          | 2       | -----<br>-0--0---2-<br>-----<br>-----<br>----- | 4 | -----<br>-----<br>-----<br>-0-0-0-0-0-0-0-0-0-<br>-----<br>-----                                            | 4 |
| <br>d            d            d            d                    | <br>                                                       | <br>    | <br>                                           |   |                                                                                                             |   |

|                                                                                |                                                                                                |                                                                                                              |
|--------------------------------------------------------------------------------|------------------------------------------------------------------------------------------------|--------------------------------------------------------------------------------------------------------------|
| -----<br>-6-6-----<br>-----7-7-----<br>-----6-6-----<br>-----7-7-----<br>----- | -----<br>-6-6-6-6-6-6-<br>-----7-7-7-7-7-7-<br>-----6-6-6-6-6-6-<br>-----7-7-7-7-7-7-<br>----- | +-----<br>  1<br>-----<br>-----<br>-----6-----<br>-----7-----5--o<br>-----6-----7--o<br>-----7-----<br>----- |
| <br>; ;                                                                        | <br>; ; ;                                                                                      | <br>I want                                                                                                   |
| -----<br>-----<br>-----7-(7)-5-----<br>-0-4-2-1-0-7-----5-<br>-----            | -----<br>-----<br>-----<br>-0-0-0-0-0-0-0-0-0-<br>-----                                        | -----<br>-----o<br>-----o<br>-----<br>-0-----<br>-----                                                       |
| <br>                                                                           | <br>                                                                                           | <br>d                                                                                                        |

|                                                                                                             |      |                                                                                           |      |                                                                                                          |
|-------------------------------------------------------------------------------------------------------------|------|-------------------------------------------------------------------------------------------|------|----------------------------------------------------------------------------------------------------------|
| +-----<br>  2,3<br>-----<br>-----<br>-6-----<br>-----7-----5-----7--<br>-----6-----<br>-----7-----<br>----- | 12   | -----<br>-----<br>-0---0-3-0-----0-3-0-<br>-----0-----0-----0-<br>-----1-----<br>-----    | 8    | -----<br>-----4 4<br>-----3-0-3-3<br>-----3-3<br>-----0-3-----3-3<br>-----2-----<br>-----4-----<br>----- |
| <br>; ;                    <br>She's so                                                                     | <br> | <br>                                                                                      | <br> | <br>heavy                                                                                                |
| -----<br>-----<br>-----<br>-0-----<br>-----                                                                 | 12   | -----<br>-----<br>-----0-----<br>-----0-----<br>-----<br>-----0-----1-----3-----<br>----- | 8    | -----<br>-----0-----<br>-----3-2-1---3-1-3-<br>-----0-----<br>-----<br>-0-----<br>-----                  |
| <br>d                                                                                                       | <br> | <br>                                                                                      | <br> | <br>                                                                                                     |

|                                                                                          |              |                                                                                                                                                                             |      |                                                                                                                                |
|------------------------------------------------------------------------------------------|--------------|-----------------------------------------------------------------------------------------------------------------------------------------------------------------------------|------|--------------------------------------------------------------------------------------------------------------------------------|
| -----<br>-1-----<br>-----2-----<br>-----2-----<br>-----3-----<br>-----<br>-----<br>----- | 12           | -----<br>-5-5-----5-5--(5)---<br>-----6-6---6-6---6-6--(6)---<br>-----7---7-7---7-5-5-5-5-5-5-<br>-----7---7---7---7-7-7-7-7-7-<br>-----5-5-----<br>-----<br>-----<br>----- | 8    | -----<br>-----<br>-7-----<br>-----9-9-9<br>-----7-7-7<br>-----9-9-9-----0-3-0-<br>-----7-----7<br>-----8-7-6-6-----4-<br>----- |
| <br>d                                                                                    | <br>She's so | <br>heavy heavy heavy                                                                                                                                                       | <br> | <br>                                                                                                                           |

```

6 |-----3-| 12 | -0-----|-----0-|
- | -0-0-4-0-4-----| -- |-----0-|-----3-2-1----(1)-3---|
8 |-----| 8 |-----0-----1-----3-----| -0----(0)-----|
 | _ | _ | | . | . | . | _ | | . | _ | _ | |

```

```

6 |-----| |-----|
- | -2-----2-----| 2 |-----5---o|
- | -2-----3-----| - |-----7-----o|
8 | -0-0-4-0-----| 4 |-----|
 | _ | _ | | . | |
 ; _ | |
 I want

```

```

6 |-----| 2 |-----o|
- | -0-4---0-----| - |-----o|
8 |-----| 4 |-----|
 | _ | _ | | . |

```

**Here comes the sun**

```

{title:Here Comes the Sun}
{st:George Harrison}
[G]Little darling,
It's been a l[C]ong, cold, lonely w[D7]inter.
[G]Little darling,
It feels like y[C]ears since it's been h[D7]ere.

```

```

[G]Here comes the sun.
[C]Here comes the s[A7]un,
And I say[G], it's all right.[C] [G] [C] [G] [D7] [G]
[G7]

```

```

Little darling,
The smiles returning to their faces.
Little darling,
It feels like years since it's been here.

```

```

Here comes the sun.
Here comes the sun,
And I say, it's all right.

```

```

Little darling,
I feel that ice is slowly melting.
Little darling,
It feels like years since it's been clear.

```

```

Here comes the sun.
Here comes the sun,
And I say, it's all right.

```

```

#
Submitted to the ftp.nevada.edu:/pub/guitar archives
by Steve Putz
7 September 1992

```

**Because**

Because Lennon-McCartney

Intro:

C#m D#m7-5 G#7 A C#m A7 A7(13) D D-5

C1:

C#m D#m7-5  
Because the world is round, it turns me on

A C#m A7 A7(13)  
Because the world is round

D D-5  
ah

C2, same chord scheme  
Because the wind is high, it blows my mind  
Because the wind is high  
ah

Bridge  
D-5 F#  
Love is old, love is new

G#7  
Love is all, love is you

C3: same chord scheme than 1st  
Because the sky is blue, it makes me cry  
Because the sky, is blue

Ending:

D D-5  
ah

C#m D#m7-5 G#7  
ah ah

A C#m A7  
Ah

A7(13) D D-5  
Ah ah

***You never give me your money***

Date: Sat, 20 Jan 1996 05:20:56 -0600  
From: cts@mail.utexas.edu (chris)

You Never Give Me Your Money  
(Lennon/McCartney)  
The Beatles  
Abbey Road (1969)

|                          |                 |                            |                            |                 |             |
|--------------------------|-----------------|----------------------------|----------------------------|-----------------|-------------|
| Am7                      | Dm7(add9)       | Dm                         | G7                         | Cadd9           | C           |
| ---0---0---0---0---0---0 | -----0-----     | -----0-----                | -----0-----                | -----1---0----- | -----       |
| ---1---1---1---1---1---1 | -----3---3----- | -----3---3---3---3---3---3 | -----3---3---3---3---3---3 | -----1---1----- | -----       |
| ---0---0---0---0---0---0 | -----2---2----- | -----2---2---2---2---2---2 | -----0---0---0---0---0---0 | -----0-----     | -----0----- |
| ---2---2---2---2---2---2 | -----0-----     | -----0-----                | -----3---3---3---3---3---3 | -----2-----     | -----       |
| ---0-----                | -----           | -----                      | -----2-----                | -----3-----     | -----3----- |





Ah-----

Bb F C  
Ah-----

Bb F C  
Ah-----

D Eb G C A Eb C F# Eb A F# G G# A

B  
One sweet dream  
C D E7 A  
Pick up the bags and get in the limousine  
D7 G  
Soon we'll be away from here  
D7 G A  
step on the gas and wipe that tear away

here's the little riff:

B7 C G/B A  
One sweet dream came true today  
C G/B A  
came true today  
C G/B A  
came true today yes it did!

```
-----5--
-----0-----
----0----0---0----2----
--2-----0-----2-----
-3-----2-----0-----

```

C G/B A

C G/B  
One two three four five six seven  
A  
All good children go to heaven  
C G/B  
One two three four five six seven  
A  
All good children go to heaven...

All "odd" chords are in the intro I have tabbed out, so use that to find the fingerings.

transcribed by Chris Sears  
cts@mail.utexas.edu

**Sun King**

From uklier@idc.ac.il Fri Apr 18 10:27:15 1997  
Date: Fri, 18 Apr 1997 17:22:05 +0300  
From: udi klier <uklier@idc.ac.il>  
To: guitar@olga.net  
Subject: TAB: 'sun king' by 'The Beatles'

title: sun king

artist: The Beatles (Lennon and McCartney)  
 transcribed by Noam Klier

(each line represents 4 bars)

E  
 A E  
 A E  
 A6 A6 A6 A6 A6 A7 Amaj7 E

Dm ahhh (2 bars)

C Em Gm7 A  
 Here come the sun king

C Em Gm7 A  
 Here come the sun king

F D F  
 D  
 Everybody's laughing Everybody's happy

C Em Gm7 F (notice the change)  
 Here come the sun king

A E here they sing in Italian.  
 A E understand me for not writing the words.  
 A E

This song turns immediatly to MEAN MR. MUSTARD with no break in between.

**Mean Mr. Mustard**

Date: Fri, 27 Oct 1995 22:54:43 +0100  
 From: Bren <brendan@omah.demon.co.uk>  
 Subject: Mean Mr Mustard.crd

Title: Mean Mr Mustard  
 Composers: Lennon & McCartney  
 >From the Abbey Road album

all corrections welcome!  
 Bren

E E7  
 Mean Mr Mustard sleeps in the park

E  
 Shaves in the dark, trying to save paper  
 B B7 C7 Db7 D7  
 Sleeps in a hole in the road  
 D D7 Db7 C7 B7  
 Saving up to buy his new clothes  
 B  
 Keeps a ten bob note up his nose  
 E C7 B7 E C7 B7  
 Such a mean old man, mean old man

E E7  
 His sister Pam works in a shop  
 E  
 She never stops she's a go-getter  
 B B7 C7 Db7 D7  
 Takes him out to look at the Queen  
 D7 Db7 C7 B7  
 Only place that he's ever been  
 Always shouts out something obscene  
 E C7 B7 E C7 B7  
 Such a dirty old man, dirty old man  
 B7 C7 Db7 D A E, D A E

[E] Mean Mr Mustard sleeps [E7] in the park

Shaves in the [E] dark, trying to save paper  
 [B] Sleeps in a hole in the road B7 C7 Db7 D7  
 Saving up to buy his new clothes D7 Db7 C7 B7  
 Keeps a ten bob note up his nose  
 Such a [E] mean old [C7 B7] man, [E] mean old [C7 B7] man

[E] His sister Pam works [E7] in a shop  
 She never [E] stops she's a go-getter  
 [B] Takes him out to look at the Queen B7 C7 Db7 D7  
 Only place that he's ever been D7 Db7 C7 B7  
 Always shouts out something obscene  
 Such a [E] dirty old [C7 B7] man, [E] dirty old [C7 B7]man  
 B7 C7 Db7 D A E, D A E

**Polythene Pam**

From: KROHN <CZTH000@MUSICA.MCGILL.CA>  
 Subject: Re: REQ: Polythene Pam / Beatles  
 Date: Mon, 25 Apr 1994 16:50:58 GMT

In article <2p9atu\$36@news.acns.nwu.edu> mrizzo@merle.acns.nwu.edu (Michael Rizzo

) writes:

>In article <2p96f2\$j8@infa.central.susx.ac.uk>,

>Stephen Eglen <stephene@cogs.susx.ac.uk> wrote:

>>Does anyone have the tab and lyrics for Polythene Pam from the Abbey Road >>album?

>>Cheers, Stephen Eglen.

>

>Come on, man. DAE!

>

> Come on, man, yourself; cut the guy some slack. The lyrics aren't exactly a breeze for anyone outside of the UK (not even sure I've got 'em right), and there's a little more than DAE here.

According to Beatles Complete (Hal Leonard publishing, 1987 - a most questionable source):

POLYTHENE PAM  
 (The Beatles)  
 D/E A E (x 2)  
 E D A E

Well, you should see Polythene Pam  
                                   D                                  A                                  E  
 She's so good looking but she looks like a man  
                                   G                                                                                  B  
 Well, you should see her in drag, dressed in her polythene bag  
                                   C          D                                  E  
 Yes, you should see Polythene Pam.  
 C          D          E  
 Yeah, yeah, yeah

D/E A E (x 2)

Get a dose of her in jackboots and kilt  
 She's killer diller when she's dressed to the hilt  
 She's the kind of a girl that makes the \_News of the World\_  
 Yes, you could say she was attractively built.  
 Yeah, yeah, yeah

D/E A E (x2)  
 D A E (x 9?)

[Geez, while I'm at it, here's She Came in through the Bathroom Window.  
 Same source:] ltrics corrected by Charlie\_Gibbs@mindlink.bc.ca

A                                                                                  D  
 She came in through the bathroom window  
 A                                  F#m                                  D  
 protected by a silver spoon  
 A                                  F#m                                                                                  D  
 But now she sucks her thumb and wonders  
                                   D7                                                                                  A  
 by the banks of her own lagoon

(A)                                                                                  Dm  
 Didn't anybody tell her?  
 A                                                                                  Dm  
 Didn't anybody see?  
 G7                                                                                  C  
 Sunday's on the phone to Monday  
 G7                                                                                  C                                  (go to 2/4 for the C)  
 Tuesday's on the phone to me

She said she'd always been a dancer  
 Worked in fifteen clubs a day  
 And though I thought I knew the answer  
 Well, I knew but I could not say

So I quit the police department  
 and got myself a steady job  
 And though she tried her best to help me  
 she could steal but she could not rob

Chorus

[Hope this isn't too far wrong]

Martin (Ted) Hermary  
 Department of Sociology  
 McGill University  
 Montreal, Quebec, Canada  
 e-mail: czth@musica.mcgill.ca

**She came in through the bathroom window**

From cts@mail.utexas.edu Sat Jan 20 05:17:40 1996  
 From: cts@mail.utexas.edu (chris)  
 Jan 20 1996

She Came in Through the Bathroom Window  
 (Lennon/McCartney)  
 The Beatles  
 Abbey Road (1969)

A D  
 She came in through the bathroom window  
 A D  
 Protected by a silver spoon  
 A D  
 But now she sucks her thumb and wonders  
 A  
 By the banks of her own lagoon

Dm A  
 Didn't anybody tell her?  
 Dm  
 Didn't anybody see?  
 G7 C C/B  
 Sunday's on the phone to Monday  
 G7 C A  
 Tuesday's on the phone to me

D A  
 She said she'd always been a dancer  
 D A  
 She worked in fifteen clubs a day  
 D  
 And though she thought I knew the answer  
 A  
 Well, I knew but I could not say

D A  
 And so I quit the police department  
 D A  
 And got myself a steady job  
 D  
 And though she tried her best to help me  
 A  
 She could steal but she could not rob

Dm A  
 Didn't anybody tell her?  
 Dm  
 Didn't anybody see?  
 G7 C C/B  
 Sunday's on the phone to Monday  
 G7 C A  
 Tuesday's on the phone to me oh yea

transcribed by Chris Sears  
 cts@mail.utexas.edu

Golden slumbers

\*\*\*\*\*  
 \* BEATLES \*  
 \* "Golden Slumbers" \*  
 \* transcribed by nhuebner@umich.edu \*  
 \*\*\*\*\*

Words and Music by  
 John Lennon &  
 Paul McCartney

INTRO (one measure)  
 (quietly)

-----  
 -----  
 0-----0-----0-----0-----  
 -----  
 3--0--3--0--3--0--3--0--  
 -----  
 1 & 2 & 3 & 4 &

-VERSE-

(quietly the 1st time, louder the 2nd time)

Am7 Dm7  
 Once, there was a way\_\_\_\_\_ to get back homeward  
 G7 C  
 Once, there was a way\_\_\_\_\_ to get back home  
 Em Am Dm9  
 Sleep pretty darling, do not cry,  
 G7 C  
 And I will sing a lullaby

-CHORUS-

(loudly)

C F C  
 Gold - en slumbers fill your eyes  
 C F C  
 Smiles awake you when you rise  
 Em Am Dm9  
 Sleep pretty darling, do not cry,  
 G7 C  
 And I will sing a lullaby

(Repeat VERSE)

HOW TO FINGER THE CHORDS:

|       |     |    |     |     |    |       |   |     |  |     |
|-------|-----|----|-----|-----|----|-------|---|-----|--|-----|
| Am7   | Dm7 | G7 | C   | Em  | Am | Dm9   | F |     |  |     |
| o o o |     | o  | ooo | o o |    | o ooo |   | o o |  | o o |
| *     |     | ** |     | *   |    | *     |   |     |  | *   |
|       | **  |    |     | *   |    | *     |   | **  |  | **  |
|       | *   |    |     | *   |    | *     |   |     |  |     |
|       |     |    |     | *   |    | *     |   |     |  |     |
|       | **  |    |     |     |    |       |   |     |  |     |

I like to strum the first verse with no pick and then use a pick for the chorus and the rest of the song. The end of this song leads directly into "Carry That Weight," with no break between the two songs.

##### Nathan Luke Huebner  
 ## ## ## # ### ## ## ## nhuebner@umich.edu  
 ## ### ## ### ##### ### ### ## ### ## ### ##  
 ## ### ## ##### ### ## ## ### ##

## ### ## ### ##### ### ### ## ### ## ### ##  
 #####

**Carry that weight**

From cts@mail.utexas.edu Sat Jan 20 05:22:42 1996  
 Date: Sat, 20 Jan 1996 05:19:20 -0600  
 From: cts@mail.utexas.edu (chris)  
 Subject: Carry that Weight by The Beatles

Carry that Weight  
 (Lennon/McCartney)  
 The Beatles  
 Abbey Road (1969)

C G  
 Boy, you're gonna to carry that weight  
 C  
 carry that weight a long time.  
 G  
 Boy, you're gonna to carry that weight  
 C C/B  
 carry that weight a long time.

Am7 Dm7(add9) Dm G Csus4 C Fmaj7 Dm E7 Am

Dm7(add9) Dm G  
 I never give you my pil low  
 Csus4 C Fmaj7  
 I only send you my invitations  
 Dm E7  
 And in the middle of the celebrations  
 Am G C G  
 I break down

C G  
 Boy, you're gonna to carry that weight  
 C  
 carry that weight a long time.  
 G  
 Boy, you're gonna to carry that weight  
 C G/B A  
 carry that weight a long time.

C G/B A

Dm(add9)

-0-  
 -3-  
 -2-  
 -0-  
 ---  
 ---

transcribed by Chris Sears



cts@mail.utexas.edu

**The End**

Golden Slumbers - Carry That Weight - The End

The Beatles

Am7 Dm Dsus2 D5 Dsus4 Dm7  
 Once, there was a way to get back homeward  
 G7 C  
 Once, there was a way to get back home  
 E Am D9  
 Sleep pretty darling, do not cry  
 G7 C  
 And I will sing a lullaby

C/G F C/G  
 Golden slumbers fill your eyes  
 C/G F C  
 Smiles awake you when you rise  
 E Am D9  
 Sleep pretty darling, do not cry  
 G7 C  
 And I will sing a lullaby

Once, there was a way to get back homeward  
 Once, there was a way to get back home  
 Sleep pretty darling, do not cry  
 And I will sing a lullaby...

C G7  
 Boy, you're gonna to carry that weight  
 C  
 Carry that weight a long time  
 G  
 Boy, you're gonna to carry that weight  
 C C/B  
 Carry that weight a long time...  
 \*Interlude\* Am7 D7sus4 Dm7  
 G7 Csus4 C C7 C  
 Fmaj7 Dm E7 Am

Am7 D7sus4 Dm7  
 I never give you my pil-low  
 G7 Csus4 C C7 C  
 I only send you my in-vi-ta-tions  
 Fmaj7 Dm E7  
 And in the middle of the ce-le-bration  
 Am G G7  
 I break-down

Boy, you're gonna to carry that weight  
 Carry that weight a long time  
 Boy, you're gonna to carry that weight  
 Carry that weight a long time...  
 \*Solo\* C C/B A (x2) A D B E  
 A (C#,D,D#,E,F,F#,D,C) A

A D B E  
 Oh, yeah... all right  
 A (C#,D, D#,E, F, F#, D,C) A

Are you gonna be in my dreams tonight

\*Drum break\*

\*Solo\* A7 D7 (x2)

A7 D7  
 (Love you, love you)  
 (Love you, love you)  
 (Love you, love you)  
 (Love you, love you)  
 (Love you, love you)  
 (Love you, love you)  
 (Love you, love you)  
 (Love you, love you)  
 (Love you, love you)  
 (Love you, love you)  
 (Love you, love you)  
 (Love you, love you)... A

A  
 And in the end  
 G  
 The love you take  
 F F/E  
 Is equal to  
 Dm G C Am7 Eb F C  
 The love you make...

Copyright 1969 Northern Lights, Ltd.  
 By Lennon and McCartney  
 Abbey Road

I'm attempting to avoid being anal about chord positions. Much of the song is on piano with an orchestra back-up, and there are many more subtle changes that I glossed over. I tabbed out an alternate version of the bridge if you just want to play bass notes. Bass notes are in parenthesis ( ). The Beatles shift the pitch up after the drum break, so the only way to play along with the CD is to retune to the CD, or just sound flat (or not play along with the CD).

Chords:

Am7 Dm Dsus2 D5 Dsus4 Dm7 G7 D9  
 e |--3--1----0-----3----1--3--0--  
 B |--1--3----3---3---3----1--0--1--  
 G |--0--2----2---2---2----2--0--2--  
 D |--2--0----0---0---0----0--3--0--  
 A |--0--0-----0-----0----0--2-----  
 E |-----3-----  
  
 C/G F C/B D7sus4 C7 Fmaj7 A7 D7 F/E  
 e | -0--1--0----3----0---0----0--2-----  
 B | -1--1--1----1----1---1----2--1---1--  
 G | -0--2--0----2----3---2----0--2---2--  
 D | -2--3--0----0----2---3----2--0---3--  
 A | -3--3--2-----3---0----0--0---3--  
 E | -3--1-----0--

Bridge during 1st solo:

A (C#,D,D#,E,F,F#, D,C) A  
 e |-----  
 B |-----  
 G |-----2--

```
D |-----2--
A |----4-5-6-7-8--9----5-3-0--
E |-5---5-7-8-9-10-11---10-----
```

Alternate bridge during 1st solo:

```
A (C#,D,D#,E,F,F#,D,C) A
e |-----
B |-----
G |-----2--
D |-----0-1-2-3-4-----2--
A |-0---4-----5-3--0--
E |-----
```

\*\*\*\*\*

Notes on my "tabbing" method: \*

\*I have tried to simplify the communication of each song the best I could. So, I'll generally only put chords on the first verse and first chorus. If you see any chords after this it is because there is some variation from the original pattern, a bridge, or a solo. \*

\*I make every effort to include tablature for guitar riffs, intros, outros, and any other bits that might best help express the song. I don't generally include solos unless they are essential to the expression of the song. \*

\*I will annotate any out of the ordinary chords, but any regular chords that you don't know can be found on the chord chart which is linked to the Songs page. \*

\*\*\*\*\*

I welcome questions, comments, corrections, etc...

michael@cosmic-kitchen.com  
<http://www.cosmic-kitchen.com>

### Her Majesty

```
D E7 D
Her Majesty's a pretty nice girl but she doesn't have a lot to say
D E A
Her Majesty's a pretty nice girl but she changes from day to day
Bm D G
I wanna tell her that I love her a lot but I gotta get a belly fulla wine
Em/G D B7 Em7 A D
Her Majesty's a pretty nice girl some day I'm gonna make her mine
B7 Em7 A7 D
oh yeah, some day I'm gonna make her mine
```

## Hey Jude

11 May 1979 UK (Parlophone)



### Can't buy me love

Received: from animal-farm.nevada.edu by redrock.nevada.edu (5.65c/M1.4)  
with SMTP id <AA04497>; Mon, 6 Sep 1993 01:01:24 -0700  
Received: from inet-gw-2.pa.dec.com by animal-farm.nevada.edu id  
<AA05380@animal-farm.nevada.edu>; Mon, 6 Sep 1993 01:01:22 -0700  
Received: by inet-gw-2.pa.dec.com; id AA28698; Mon, 6 Sep 93 01:01:16 -0700  
Received: by vbormc.vbo.dec.com; id AA29162; Mon, 6 Sep 93 10:00:43 +0200  
Message-Id: <9309060800.AA29162@vbormc.vbo.dec.com>  
Received: from untvc2.enet; by vbormc.enet; Mon, 6 Sep 93 10:00:45 MET DST  
Date: Mon, 6 Sep 93 10:00:45 MET DST  
From: Ludwig Alberter <ludwig@untvc2.enet.dec.com>  
To: 51.310.."jamesb@nevada.edu"@vbormc.vbo.dec.com@animal-farm.nevada.edu  
Apparently-To: jamesb@animal-farm.nevada.edu  
Subject: Beatles/CantBuyMeLove.chopro

{title:Can't Buy Me Love}  
{subtitle:Lennon/McCartney}

{c:Intro:}  
Can't buy me l[G#m]ove [C#m], l[G#m]ove [C#m], can't buy me  
l[F#m7]o-----v[B7]e.

I'll [E]buy you a diamond ring my friend, if it [E7]makes you feel alright.  
I'll [A7]get you anything my friend, if it [E]makes you feel alright.  
For [B7]I don't care too [A7]much for money, for [B7]money can't [A7]buy me  
[E]love.

I'll give you all I've got to give, if you say you love me too.  
I may not have a lot to give but what I've got I give to you.  
For I don't care too much for money, for money can't buy me love.

{soc}  
Can't buy me l[G#m]ove [C#m], e[A7]v'rybody tells me so.  
[E] Can't buy me l[G#m]ove [C#m], [F#m7]no, no, no, [B7]no.  
{eoc}

Say you don't need no diamond ring and I'll be satisfied.  
Tell me that you want those kind of things that money just can't buy.  
For I don't care too much for money, for money can't buy me love.

{c:repeat Intro}

### I should have known better

From: campo@calspan.com (Jim Campobello)

I Should Have Known Better

Lennon/McCartney

(harmonica intro)

C G7 C G7 C G7 C G7

C G7 C G7 C G7 C G7  
I - - - - - should have known better with a girl like you,C G7 Am  
That I would love everything that you do,F G7 C G7 C G7  
And I do, hey, hey, hey, and I do. Whoa, oohC G7 C G7 C G7 C G7  
I - - - - - never realized what a kiss could be,C G7 Am  
This could only happen to me,F E7 Am  
Can't you see, can't you see?F C E7 Am  
That when I tell you that I love you, oh,F C F  
You're gonna say you love me too - oo - oo - oo - oo, oho,G7 C Am F G7 C G7 C  
And when I ask you to be mine, you're gonna say you love me too.G7 C G7 C G7 C G7 C G7  
So - o - o, I - - - - - should have realized a lot of things before,C G7 Am  
If this is love you've gotta give me more,F G7 C G7 C G7  
Give me more, hey, hey, hey, give me more.

(Guitar solo)

C G7 C G7 C G7 C G7

C G7 Am F G7 C G7 C G7

C G7 C G7 C G7 C G7  
I - - - - - never realized what a kiss could be,C G7 Am  
This could only happen to me,F E7 Am  
Can't you see, can't you see?F C E7 Am  
That when I tell you that I love you, oh,F C F  
You're gonna say you love me too - oo - oo - oo - oo, oho,G7 C Am F G7 C G7 C  
And when I ask you to be mine, you're gonna say you love me too.

G7 C G7 C G7 C G7 C  
 You love me too, you love me too.

**Paperback writer**

Date: Sat, 3 Feb 1996 14:34:00 -0800  
 From: enthalpy@ix.netcom.com (Chris Fargis )

Song: Paperback Writer  
 Artist: The Beatles

I prefer to play the opening like this:

```
e:-----|
B:-----|
G:-----|
D:-----5-----3-----|
A:---3--5-----3-----3--5-----|
E:3-----3-----3-----|
```

It sounds better than the open strings in the previous posting. Just a thought...

-C

E-Mails to ChrisF3569@aol.com

From: mikel@mail.freenet.hut.fi (Mikko Laaninen)

I think it was on 'Rubber Soul'? Don't know for sure. Well, here it is, with the first bit tabbed:

Paperback Writer

by John Lennon & Paul McCartney

It took almost 30 years to get this song on a computer :-)  
 (Original written in 1966, I wrote this on 01.01.1995)  
 Yip, it's the best two-chord song I've ever heard...

This is the intro bit:

```
e-----v-----v
B-----v-----v
G-----0-----v-----v
D---0-3-----0-3--v-----0---3---v
A-----v---3-----v
E-3-----v-3-----3-----v
```

And the complete lyrics & chords:

Paperback writer...

G7  
 Dear Sir or Madam, will you read my book?  
 It took me years to write, will you take a look

It's based on a novel by a man named Lear  
C  
 And I need a job so I want to be a paperback writer  
G7  
 Paperback writer

G7  
 It's a dirty story of a dirty man  
 And his clinging wife doesn't understand  
 His son is working for the Daily Mail

C  
 It's a steady job but he wants to be a paperback writer  
G7  
 Paperback writer

G7  
 It's a thousand pages, give or take a few  
 I'll be writing more in a week or two  
 I can make it longer if you like the style

C  
 I can change it 'round and I want to be a paperback writer  
G7  
 Paperback writer

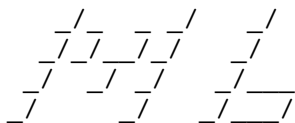
G7  
 If you really like it you can have the rights  
 It could make a milion for you overnight  
 If you must return it you can send it here

C  
 But I need a break and I want to be a paperback writer  
G7  
 Paperback writer

G7  
 Paperback writer...

And I'll send this to Nevada, too :-)

--



Mikko T. Laaninen  
 e-mail: mikel@freenet.hut.fi  
 phone: +358-0-557266 (\_Don't\_use\_this\_please\_)  
 Any opinions expressed herein are probably mine.

**Rain**

From 9605705J@bunyip.ph.rmit.edu.au Fri Mar 21 11:36:40 1997  
 Date: Fri, 14 Mar 1997 13:01:01 EST-10ESUT  
 From: MENDE JOVESKI <9605705J@bunyip.ph.rmit.edu.au>  
 To: guitar@nevada.edu  
 Subject: CRD: Rain - The Beatles

RAIN - The Beatles (Lennon/McCartney) - this one's sung by John

ALBUMS: Hey Jude (1970) & Past Masters Volume 2

This is the first Beatles song to feature `backward vocals' and it's the first Beatles song that doesn't mention anything about love. It was recorded at a

higher speed and then slowed down and it was issued as the double A side single with "Paperback W

Here comes...

G C D G  
 If the Rain comes they run and hide their heads  
 C D G  
 They might as well be dead  
 C  
 If the Rain comes  
 G  
 If the Rain comes  
 C D G  
 When the sun shines they slip into the shade  
 C D G  
 And sip their lemonade  
 C  
 When the sun shines  
 G  
 When the sun shines  
 C9  
 Raaaaaaaaain  
 G  
 I don't mind  
 C9  
 Shiiiiiiiine  
 G  
 The weather's fine

I can show you that when it starts to rain  
 Everything's the same  
 I can show you  
 Raaaaaaaaain  
 I don't mind  
 Shiiiiiiiine  
 The weather's fine

Can you hear me that when it rains and shines?  
 It's just a state of mind  
 Can you hear me?  
 Raaaaaaaaain  
 I don't mind  
 Shiiiiiiiine  
 The weather's fine

Chords used:

C x32010  
 C9 x32030  
 D xx0232  
 G 320033

Any corrections, additions, or if you want to talk about the Beatles, I'm here,



Mende Joveski

9605705j@bunyip.ph.rmit.edu.au  
 From mallums@tiger.lsuiss.ocs.lsu.edu Fri May 16 08:18:32 1997  
 Date: Wed, 7 May 1997 12:56:08 -0500 (CDT)  
 From: Skip Allums <mallums@tiger.lsuiss.ocs.lsu.edu>  
 To: guitar@olga.net  
 Subject: Crd Pro. "Rain" by The Beatles

transcribed by me and me only.

RAIN  
 by  
 The Beatles

this is an acoustivc version. if you want the sound of the actual song,  
 just use power chords and lots of distortion!

G

verse:

G                                    C                    D                    G  
 when the rain comes we run and hide our heads  
   C                    D                    G  
 we might as well be dead  
                                   C  
 when the rain comesssss  
                                   G  
 when the rraainnn comess  
                                   C                    D                    G  
 when the sun shines we slip into the shade  
   C                    D                    G  
 and sip our lemonade  
                                   C  
 when the sun shinesss  
                                   G  
 when the suuunnn shiness

chorus:

G (single strums)C / /  
 rrraaaaaiiiinnnnnn  
                                   G  
 i don't mind  
 G / / C / /  
 shhhhiiiiiiiiinnnnnnnee  
                                   G  
 the weather's fine

(repeat same pattern fer each part.)

hope this helps!

Skip Allums... Protector of the Pink Jelly Beans, Founder of the OOTI  
 (Organization Of the Truly Insane), and President of Skipland.

"Gloria in Vanillum" (glory be to vanilla)

"qui me amat, amat et canem meam" (love me, love my dog)

mallums@tiger.lsu.edu

## **Lady Madonna**

TAB: Lady Madonna

MUSIC BY: The Beatles (From the Lady Madonna/Inner Light Single)

TABBED BY: The Beatles Central Team (jpgr\_beatles@yahoo.com)

Okay, this one's pretty basic. You got two basic riffs in the song:

Riff 1:

```

E |-----|
B |-----|
G |-----2---|
D |-----0---0---3-4---|
A | -0---0---3---4---|
E |-----|
 ^ ^ ^ ^

```

Riff 2:

```

E |-----|-----|
B |-----|-----|
G |-----|-----|
D |-----0---0---2---2---|-3---3---5---5---7---|
A | -0---0---3---4---|-----|
E |-----|-----|
 ^ ^ ^ ^ ^ ^ ^ ^

```

Verse 1:

```

(Riff 1) (Riff 1)
A D A D
Lady Madonna Children at your feet

```

```

(Riff 2)
A D F G A
Wonder how you manage to make ends meet

```

```

(Riff 1) (Riff 1)
A D A D
Who finds the money When you pay the rent

```

```

(Riff 2)
A D F G A
Did you think that money was hea-ven sent?

```

Chorus:

```

Dm7 G7
Friday night arrives without a suitcase
C Am7
Sunday evening creeping like a nun
Dm7 G7
Monday's child has learned to tie his bootlace
C Bm7 E7
See how they run

```

Verse 2:

```

(Riff 1) (Riff 1)
A D A D
Lady Madonna Baby at your breast

```

```

(Riff 2)
A D F G A
Wonder how you manage to feed the rest

```

Instrumental Break:

```

(Riff 1) (Riff 1)
A D A D

```

(Riff 1) (Riff 1)  
 A D A D  
 (Riff 2)  
 A D F G A

Sax Solo:

Dm7 G7  
 C Am7  
 Dm7 G7  
 C Bm7 E7  
 See how they run

Verse 3:

(Riff 1) (Riff 1)  
 A D A D  
 Lady Madonna Lying on the bed  
 (Riff 2)  
 A D F G A  
 Listen to the music playing in your head

Instrumental Break:

(Riff 1) (Riff 1)  
 A D A D  
 (Riff 1) (Riff 1)  
 A D A D  
 (Riff 2)  
 A D F G A

Chorus:

Dm7 G7  
 Tuesday afternoon is never-ending  
 C Am7  
 Wednesday morning papers didn't come  
 Dm7 G7  
 Thursday night your stockings needed mending  
 C Bm7 E7  
 See how they run

Coda:

(Riff 1) (Riff 1)  
 A D A D  
 Lady Madonna Children at your feet  
 (Riff 2)  
 A D F G A  
 Wonder how you manage to make ends meet  
 A G/B Cm G/B A  
 A G/B Cm G/B A

| Visit Beatles Central for every major release by The Beatles |  
 | in MIDI and Tab form (over 250 songs), as well as biographies. |  
 | [http://members.tripod.com/~jpgr\\_beatles/index.html](http://members.tripod.com/~jpgr_beatles/index.html) |

---

## Revolution

See "Revolution 1" in the album "The Beatles" aka "The White Album"

## Hey Jude

Date: Sat, 20 Jan 1996 05:13:34 -0600

From: cts@mail.utexas.edu (chris)

Hey Jude  
 (Lennon/McCartney)  
 Beatles  
 Past Masters Vol. 2

F C  
 Hey Jude dont make it bad  
 F C7 C7sus4 C7 F  
 take a sad song and make it better  
 Bb F  
 Remember to let her into your heart  
 C F  
 and then you can start to make it better

F C  
 Hey Jude dont be afraid  
 F C7 C7sus4 C7 F  
 you were made to go out and get her  
 Bb F  
 The minute you let her under your skin  
 C F Fmaj7 F7  
 then you begin to make it better

Bb Bb/A Gm  
 And anytime you feel the pain hey jude refrain  
 Gm7 C/E C F Fmaj7 F7  
 dont carry the world upon your shoulders  
 Bb Bb/A Gm  
 For well you know that its a fool who plays it cool  
 Gm7 C/E C F  
 by making his world a little colder

F6 F7 C Csus4 CaddG C F C7  
 Da da da da da Da da da da

F C  
 Hey Jude dont let me down  
 F C7 C7sus4 C7 F  
 You have found her now go and get her  
 Bb F  
 Remember to let her into you heart  
 C F Fmaj7 F7  
 then you can start to make it better

So let it out and let it in hey Jude begin  
 your waiting for someone to perform with  
 And dont you know that its just you hey jude you'll do  
 The movement you need is on your shoulders

Da da da da da da da da da da

Hey Jude dont make it bad  
 take a sad song and make it better  
 Remember to let her under your skin  
 and then you'll begin to make it better

Na na na na na na na  
 Na na na na  
 Hey Jude (Repeat and fade)

| C7  | C7sus4 | Fmaj7 | F7  | Bb/A | Gm7 | C/E | F6  | Csus4 | CaddG |
|-----|--------|-------|-----|------|-----|-----|-----|-------|-------|
| -0- | -1-    | -0-   | -1- | -x-  | -3- | -0- | -1- | -1-   | -3-   |
| -1- | -1-    | -1-   | -1- | -3-  | -3- | -1- | -3- | -1-   | -1-   |
| -3- | -3-    | -2-   | -2- | -3-  | -3- | -0- | -2- | -0-   | -0-   |
| -2- | -2-    | -3-   | -1- | -3-  | -3- | -2- | -3- | -2-   | -2-   |
| -3- | -3-    | -3-   | -3- | -0-  | -5- | -3- | -x- | -3-   | -3-   |
| --- | ---    | ---   | -1- | ---  | -3- | -0- | -1- | ---   | ---   |

transcribed by Chris Sears  
 cts@mail.utexas.edu

**Old brown shoe**

From mau@beatles.cselt.stet.it Sun May 4 10:27:38 1997  
 Date: Tue, 18 Mar 1997 11:25:20 +0100 (MET)  
 From: Maurizio Codogno <mau@beatles.cselt.stet.it>  
 To: guitar@olga.net  
 Subject: PRO: Old Brown Shoe (Beatles)  
 Newsgroups: rec.music.makers.guitar.tablature,alt.guitar.tab  
 Followup-To: rec.music.makers.guitar.tablature

I did not find it on OLGA :- ) Share & enjoy, .mau.  
 #

```
{new_song}
{t: Old Brown Shoe}
{st: Beatles}
{define: F#o base-fret 2 frets 0 1 2 0 2 0}
[C7]
```

I want a [C7]love that's right, but right is only half of what's wrong  
 I want a [Dm7]short-haired girl who sometimes wears it twice as long  
 Now I'm [F7]stepping out this old brown shoe

[Ab] Baby I'm in love with you  
 I'm [F7]so glad you came here,  
 it [E7]won't be the same now I'm [Am]telling you

You know, you pick me up from where some tried to drag me down  
 And when I see your smile replacing every thoughtless frown  
 So escaping from this zoo  
 Baby I'm in love with you  
 I'm so glad you came here  
 It won't be the same now when I'm with you

{soc}

[G] If I grow up I'll be a singer  
 Wearing rings on [F]ev'ry finger  
 [G] Not worrying what they or you'll say  
 I'll live and love and [F]maybe someday  
 [F#o]Who knows baby you may comfort [G7]me...  
 {eoc}

{ci: instrumental on verse}

{soc}

I may appear to be imperfect  
 My love is something you can't reject  
 I'm changing faster than the weather  
 If you and me should get together  
 Who knows baby you may comfort me...  
 {eoc}

I know my love is yours to miss that love is something I'd hate  
 I'll make an early start I'm making sure that I'm not late  
 For sweet top lip I'm in the queue  
 Baby I'm in love with you  
 I'm so glad you came here, it won't be the same now when I'm with you  
 I'm so glad you came here, it won't be the same now when I'm with you  
 I'm so glad you came here, it won't be the same now when I'm with you  
 [C7]

**Don't let me down**

From: Paul Zimmerman <AUDSM@ASUVM.INRE.ASU.EDU>  
 Subject: CRD: Don't Let Me Down - Beatles

Don't Let Me Down  
 The Beatles

CHORUS 4/4 time

|              |      |                   |                   |   |              |
|--------------|------|-------------------|-------------------|---|--------------|
| E            | F#m  | F#m7              | Amaj7/B           | E |              |
| Don't let me | down |                   | Don't let me down |   | Don't let me |
| F#m          | F#m7 | Amaj7/B           | Esus4             | E |              |
| down         |      | Don't let me down |                   |   |              |

Verse 5/4 time

|                                    |                                              |              |
|------------------------------------|----------------------------------------------|--------------|
| E                                  | F#m7                                         | F#m/B        |
| Nobody ever loved me like she does | oo she does                                  | yes she      |
| E Esus4 E                          | F#m                                          |              |
| does                               | And if somebody ever loved me like she do me | oo she       |
| do me,                             | F#m/B E Esus4                                | yes she does |

CHORUS

And from the first time that she really done me oo she done me, she done me  
good. I guess nobody ever really done me, oo she done me, she does me good

CHORUS

BRIDGE 4/4 time

E B  
I'm in love for the first time Don't you know it's gonna last.  
B7 E  
It's a love that lasts forever, It's a love that had no past

CHORUS

**The ballad of John and Yoko**

Return-Path: <ppalmer@ironwood.cray.com>  
Date: Tue, 30 Aug 1994 22:58:09 +0600  
To: guitar@nevada.edu  
Subject: b/beatles/ballad\_of\_john\_and\_yoko.crd

Ballad Of John And Yoko  
The BEATLES  
>From the album "Hey Jude"

-----  
Bass riff:

E and E7 A  
-----  
-----2-4-2-----  
-----2-4-2 -0---4-----  
0---4-----

E  
Standing in the dock at Southampton  
  
Trying to get to Holland Or France  
E7  
The Man In the Mac said  
  
You gotta go back  
  
you know they didnt even give us a chance  
A  
you know it aint easy  
E  
you know how hard it can be  
B7  
the way things are going ...  
E  
theyre gonna crucify me.  
  
Finally made the plane into paris  
honeymooning down by the seine  
peter brown called to say  
you can make it ok

you can get married in gibraltar near spain ..

you know it aint easy.... etc

Drove from paris to the amsterdam hilton  
talking in our beds for a week  
the newspapers said  
whatre you doing in bed  
i said we're only trying to get us some peace ...

you know it aint easy...etc

A  
saving all your money for a rainy day  
giving all your clothes to charity

B7  
last nite the wife said  
oh boy when youre dead

B

You dont take nothing with you but your soul

E  
Think!

From: Harlan L Thompson <harlant@uhunix.uhcc.Hawaii.Edu>

[final two verses corrected]

Made a lightning trip to Vienna  
Eating chocolate cake in a bag  
The newspapers said, "She's gone to his head  
They look just like two gurus in drag" ...CHORUS


Caught the early plane back to London  
Fifty acorns tied in a sack  
The men from the press say "We wish you success  
It's good to have the both of you back"...CHORUS

(from Past Masters 2, originally released as a single in 1969)  
(sent by Harlan at harlant@hawaii.edu)



**Let it be**

08 May 1970 UK (Apple/Parlophone)

**Two of us**

Date: Sun, 28 Jan 1996 21:56:24 -0600  
 From: cts@mail.utexas.edu (chris)  
 Subject: Two of us (my last posting had errors)

Two of Us  
 (Lennon/McCartney)  
 The Beatles  
 Let It Be (1970)

G  
 Two of us riding nowhere  
                                           Cadd9    Bm    Am7  
 Spending someone's hard earned pay.  
 G  
 You and me Sunday driving, not arriving  
 Cadd9  Bm  Am7          G    G\D  Cadd9  D  
 On    our way back home  
                                   Cadd9    G    G\D  Cadd9  D  
 We're on our way home  
                                   Cadd9    G    G\D  Cadd9  
 We're on our way home  
                                   Cadd9    G  
 We're going home.

G  
 Two of us sending postcards  
                                           Cadd9    Bm  Am7  
 Writing letters on my wall  
 G  
 You and me burning matches, lifting latches  
 Cadd9  Bm  Am7          G    G\D  Cadd9  D  
 On    our way back home  
                                   Cadd9    G    G\D  Cadd9  D  
 We're on our way home  
                                   Cadd9    G    G\D  Cadd9  
 We're on our way home

Cadd9 G  
We're going home.

Bb Dm  
You and I have memories  
Gm Am Am7 D  
Longer than the road that stretches out ahead

G  
Two of us wearing raincoats  
Cadd9 Bm Am7  
Standing solo in the sun.  
G  
You and me chasing paper, getting nowhere  
Cadd9 Bm Am7 G G/D Cadd9 D  
On our way back home  
Cadd9 G G/D Cadd9 D  
We're on our way home  
Cadd9 G G/D Cadd9  
We're on our way home  
Cadd9 G  
We're going home.

Bb Dm  
You and I have memories  
Gm Am Am7 D  
Longer than the road that stretches out ahead

G  
Two of us wearing raincoats  
Cadd9 Bm Am7  
Standing solo in the sun.  
G  
You and me chasing paper, getting nowhere  
Cadd9 Bm Am7 G G/D Cadd9 D  
On our way back home  
D Cadd9 G G/D Cadd9 D  
We're on our way home  
D Cadd9 G G/D Cadd9  
We're on our way home  
Cadd G  
We're going home.

[we're going home, better believe it, goodbye]

transcribed by Chris Sears  
cts@mail.utexas.edu

## Dig a pony

From  
uunet!haven.umd.edu!darwin.sura.net!mips!sdd.hp.com!decwrl!pa.dec.com!oct17.dfe.  
dec.com!ryn.mro4.dec.com!elwood.enet.dec.com!hertzberg Fri Aug 21 10:34:55 PDT  
1992  
Article: 1719 of alt.guitar.tab  
Newsgroups: alt.guitar.tab  
Path:  
nevada.edu!uunet!haven.umd.edu!darwin.sura.net!mips!sdd.hp.com!decwrl!pa.dec.com  
!oct17.dfe.dec.com!ryn.mro4.dec.com!elwood.enet.dec.com!hertzberg  
From: hertzberg@elwood.enet.dec.com (Marc Hertzberg (History: Love It Or Leave  
It))

Subject: TAB: I Dig A Pony
Message-ID: <1992Aug19.181740.13210@ryn.mro4.dec.com>
Lines: 197
Sender: news@ryn.mro4.dec.com (USENET News System)
Reply-To: hertzberg@elwood.enet.dec.com (Marc Hertzberg (History: Love It Or Leave It))
Organization: Digital Equipment Corporation
Date: Wed, 19 Aug 1992 18:17:40 GMT

Cut me some slack on these lyrics, will ya, folks? ;^)

Marc

I Dig A Pony
(Lennon/McCartney)

False start:

A-one-two-three HOLD IT!

-----
-----
-----
-----
-----
-----3--

Intro (also use as ending):

G D

-----
-----
-----4--7--4--
-----2--5--2--4--7--
-----2--5--5--
--3-----

A

-----
-----
-----2----- (repeat)
--5--5--5-----2--h3--h4-----4--2-----2--
--0--0--0--3--h4-----3--h4-----

Verse:

I dig a pony

A F#m

-----2--
--2--2h3--2--2h3--2--2h3--2-----2--
--2--2--2--2--2--2--2-----2--
--2--2h4--2--2h4--2--2h4--2-----4--
--0--0--0--0--0--0--0-----4--
-----2--

Well you can celebrate any thing you want (\*) yes

Bm G

-----3--5--5/7--5--
-----

```

-----4--5--5/7--5--
|-----2h4--2-----
-----4-----2-----

```

You can celebrate any thing you want oh

```

 Bm G E7 A
--3-----2-----3-----0--2--4--5--7--8--9-----
--4-----4-----4-----1--2--4--6--7--8--9-----


```

A F#m  
I do a roadhog

Well you can penetrate any place you go

Yes you can penetrate any place you go

I told you so

```

 E7
--9--7----4----2--0----
--9--7----4----2--1----


```

All I want is you

```

 G D A

-----2-----2-----
-----2--5-----5--5--5--5-----2--h3--h4-----4--2-----2--
--3-----2--5-----0--0--0--3--h4-----3--h4-----

```

Everything has got to be the way you want it to ... because

```

 G D

-----4--7--4-----
-----2--5--2--4--7-----5--
-----2--5-----5-----0--
--3-----

```

Verse:

I pick a moondog  
Well you can radiate every thing you are  
Yes you can radiate every thing you are  
I wrote a story  
Well ou can imitate everyone you know  
Yes you can imitate everyone you know  
I told you so  
All I want is you  
Everything has got to be the way you want it to.  
Because...

Guitar solo:

```

 A F#m
-----14-----
|-----10--12--p10-----12b(14)--12b(14)-----b(14)12-----
|--9--11--p9-----11-----11-----
-----11-----

```

```

 Bm G

|-----10--12--12b(15)--(15)--b(15)12-----
-----10--12b(14)12--10-----


```

```

 Bm G E7
-----0-----14-----16--14--12-----
|--12b(15)--(15)--b(15)12-----
-----12--12/13-----14-----16-----14--13-----


```

Verse:  
 I fell the wind blow  
 Well you can indicate everything you see  
 Yes you can indicate anything you see  
 I wrote a lorry (??? you tell me ???)  
 Well you can syndicate any boat you row  
 Yes you can syndicate any boat you row  
 I told you so  
 All I want is you  
 Everything has got to be the way you want it to.  
 Because...

Ending is same as intro:

Miscellaneous info:

Note this figure played over the A chord in the verses.  
 John was really into this around the "Let It Be" years.  
 This is also the basis of the intro and main rhythm part  
 for "I've Got A Feeling."

```

|--5---5----
|--2--h3----
|--2---2----
|--2--h4----
--0---0----

```

(\*) Note this little parallel 6ths figure played over the first G chord in each verse. George had an endless set of variations on this theme throughout the recording which are not transcribed here.

Tab Special Notations:  
 ----0---- play the open string ('fret zero')



G D  
 Nothing's gonna change my world  
 A7  
 Nothing's gonna change my world  
 G D  
 Nothing's gonna change my world

D Bm F#m Em7  
 Images of broken light which dance before me like a million eyes  
 A A7  
 They call me on and on across the Universe.  
 D Bm F#m  
 Thoughts meander like a restless wind inside a letterbox  
 Em7 A A7  
 They tumble blindly as they make their way across the Universe.

D A7sus4  
 Jai Guru De Va Om  
 A7  
 Nothing's gonna change my world  
 G D  
 Nothing's gonna change my world  
 A7  
 Nothing's gonna change my world  
 G D  
 Nothing's gonna change my world

D Bm F#m  
 Sounds of laughter, shades of earth are ringing through my opened ears  
 Em7 Gm  
 Inciting and inviting me.  
 D Bm F#m Em7  
 Limitless, undying love which shines around me like a million suns  
 A A7  
 And calls me on and on across the Universe.

D A7sus4  
 Jai Guru Deva Om  
 A7  
 Nothing's gonna change my world  
 G D  
 Nothing's gonna change my world  
 A7  
 Nothing's gonna change my world  
 G D  
 Nothing's gonna change my world

D  
 Jai Guru Deva. (Repeat)

transcribed by Chris Sears  
 cts@mail.utexas.edu

From: hertzberg@netcad.enet.dec.com (Marc Hertzberg (History: Love it or leave it!))  
 Subject: TAB: Across The Universe (Lennon/McCartney)





- 5----- play fret five
- 5~---- play fret five with vibrato
- 5/7--- play fret five, slide up to fret seven
- 7\5--- play fret seven, slide down to fret five
- 8b(9)-- play fret eight, bend the string (at fret eight) to reach  
the pitch of fret nine
- b(9)8-- play fret eight already bent to the pitch of fret nine,  
unbending until it reaches the normal pitch of fret eight
- h7---- hammer-on to fret seven
- p5---- pull-off to fret five
- /7---- slide up to fret 7 (the starting fret of the slide is  
undefined, judge by ear)
- 15\--- play fret 15, slide down (the ending fret of the slide is  
undefined, judge by ear)
- 0h3--- play the open string and immediately hammer-on to fret  
three
- 7p5--- play fret seven and immediately pull-off to fret five

**I me mine**

I Me Mine

by George Harrison  
from Let It Be

Intro riff:

|                                                                                                                                                                                                                                                                     |                                                                                                                             |
|---------------------------------------------------------------------------------------------------------------------------------------------------------------------------------------------------------------------------------------------------------------------|-----------------------------------------------------------------------------------------------------------------------------|
| <p>Am</p> <p>E  -----</p> <p>B  -----</p> <p>G  -----5h7-</p> <p>D  -----5h7-</p> <p>A  -----</p> <p>E   5-----</p> <p>G                    E7</p> <p>E   10b11-----8----10----</p> <p>B  -----</p> <p>G  -----</p> <p>D  -----</p> <p>A  -----</p> <p>E  -----</p> | <p>D</p> <p>-----5-----8----10----</p> <p>5-----8-----</p> <p>-----</p> <p>-----</p> <p>-----</p> <p>-----</p> <p>-----</p> |
|---------------------------------------------------------------------------------------------------------------------------------------------------------------------------------------------------------------------------------------------------------------------|-----------------------------------------------------------------------------------------------------------------------------|

Verse:

|                                 |                   |    |
|---------------------------------|-------------------|----|
| Am                              |                   | D7 |
| All _____                       | through the day   |    |
| G                               | E                 | Am |
| I me mine, I me mine, I me mine | _____             |    |
| Am                              | D7                |    |
| All _____                       | through the night |    |
| G                               | E                 | Am |
| I me mine, I me mine, I me mine | _____             |    |

Pre-Chorus:

Dm

Now they're frightened of leaving it

Everyone's reading it

E7

Coming on strong all the time

Am    Am7

All through the day

Am6                    Fmaj7

I, me, mine\_\_\_\_\_

Chorus:

Am

I me me mine\_\_\_\_\_

I me me mine\_\_\_\_\_

Dm

I me me mine\_\_\_\_\_

Am E7

I me me mine\_\_\_\_\_

Verse:

Am D7

All\_\_\_\_\_ I can hear

G E Am

I me mine, I me mine, I me mine\_\_\_\_\_

Am D7

Even those tears

G E Am

I me mine, I me mine, I me mine\_\_\_\_\_

Pre-Chorus:

Dm

No one's frightened of playing it

Everyone's saying it

E7

Flowing more freely than wine

Am Am7

All through the day

Am6 Fmaj7

I, me, mine\_\_\_\_\_

Chorus:

Am

I me me mine\_\_\_\_\_

I me me mine\_\_\_\_\_

Dm

I me me mine\_\_\_\_\_

Am E7

I me me mine\_\_\_\_\_

Verse:

Am D7

All\_\_\_\_\_ I can hear

G E Am

I me mine, I me mine, I me mine\_\_\_\_\_

Am D7

Even those tears

G E Am

I me mine, I me mine, I me mine\_\_\_\_\_

Pre-Chorus:

Dm

No one's frightened of playing it

Everyone's saying it  
 E7  
 Flowing more freely than wine  
 Am Am7  
 All through the day  
 Am6 Fmaj7  
 I, me, mine\_\_\_\_\_

Ending:  
 Am Am7  
 All through the life  
 Fmaj7  
 I, me, mine\_\_\_\_\_

-----  
 Tab Special Notations:

----0---- play the open string ('fret zero')  
 ----5---- play fret five  
 ----5~---- play fret five with vibrato  
 ---5/7--- play fret five, slide up to fret seven  
 ---7\5--- play fret seven, slide down to fret five  
 --8b(9)-- play fret eight, bend the string (at fret eight) to reach  
           the pitch of fret nine  
 --b(9)8-- play fret eight already bent to the pitch of fret nine,  
           unbending until it reaches the normal pitch of fret eight  
 ----h7--- hammer-on to fret seven  
 ----p5--- pull-off to fret five  
 ---/7---- slide up to fret 7 (the starting fret of the slide is  
           undefined, judge by ear)  
 ---15\--- play fret 15, slide down (the ending fret of the slide is  
           undefined, judge by ear)  
 ---0h3--- play the open string and immediately hammer-on to fret  
           three  
 ---7p5--- play fret seven and immediately pull-off to fret five

CHORDS:

Am- X02210  
 Amaj7- X02120  
 Am6- XXX553  
 Am7- X02010  
 D- XX0232  
 D7- XX0212  
 Dm- XX0231  
 E- 022100  
 E7- 020100  
 Fmaj7- 1X2210  
 G- 320011

=====  
 I Transcribed by the Beatles Central Team I  
 I jpgr\_beatles@yahoo.com I  
 I Visit Beatles Central for more great Beatles tabs and midis(220+ each). I  
 I Every album covered! [http://members.tripod.com/jpgr\\_beatles/index.html](http://members.tripod.com/jpgr_beatles/index.html) I  
 =====

**Dig it**

Date: Mon, 6 Nov 95 12:12:43 -0500

From: tallred@smtp.orl.usace.army.mil (Tommy Allred)  
Subject: CRD: Dig It (Beatles)

I saw a request for this a couple of months back on Paul Newton's page (Nottingham) but could not get the e-mail to that person to go through, so I'll just send it into OLGA. Also, if you're a hard-core Beatlemaniac, the versions of "Dig It" to be found on bootlegs are not quite as lyrically ambitious, but is a bit more "funky".

This is the way I have always played it. I do not know if the chords match the "real" ones on the record.

DIG IT - The Beatles  
from the LP "Let It Be"

The chords (all open form): D - A - D - E (over and over...)

...like a rolling stone...

...like a rolling stone...

...like a rolling stone...

...like the FBI

and the CIA...

and the BBC...

B.B. King...

and Doris Day...

Matt Busby...

Dig it...

Dig it...

Dig it...

(fade)

**Let it be**

From: macon@cbmvax.commodore.com (Glen Macon)

018

Title: LET IT BE (Beatles)

|                                                                 |   |    |          |
|-----------------------------------------------------------------|---|----|----------|
| C                                                               | G | Am | F        |
| When I find myself in times of trouble, Mother Mary comes to me |   |    |          |
| C                                                               | G | F  | C/e Dm C |
| Speaking words of wisdom, let it be                             |   |    |          |

And in my hour of darkness, She is standing right in front of me

Speaking words of wisdom, Let it be

|    |   |   |   |
|----|---|---|---|
| Am | G | F | C |
|----|---|---|---|

Let it be, let it be, let it be, let it be  
G C F C/e Dm C  
Whisper words of wisdom, let it be

And when the broken hearted people, Living in the world agree  
There will be an answer, let it be

But though they may be parted, There is still a chance that they may  
see

There will be an answer, let it be

CHORUS: Let it be, let it be, let it be, let it be

| There will be an answer, let it be  
| Let it be, let it be, let it be, let it be  
| Whisper words of wisdom, let it be

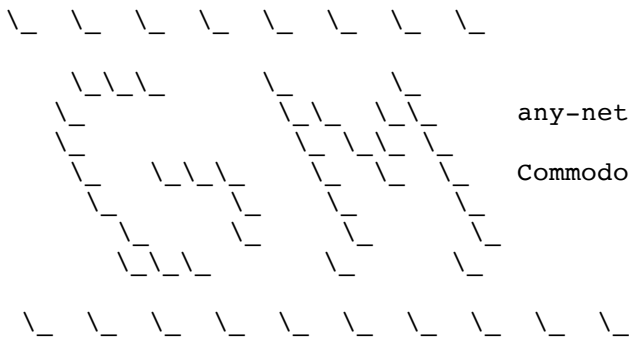
LEAD

Let it be, let it be, let it be, let it be  
Whisper words of wisdom, let it be

And when the night is cloudy,  
There is still a light that shines on me  
Shine on till tomorrow, let it be

I wake up to the sound of music, Mother Mary comes to me  
Speaking words of wisdom, let it be

CHORUS



Glen Macon  
any-net: macon@cbmvax.commodore.com  
Standard disclaimer...  
Commodore doesn't endorse what I say, I do  
Who wants to know...

All those moments will be lost in time, like tears in the rain.

**Maggie Mae**

Date: Thu, 30 Apr 1998 01:45:45 -0700

From: Harel Yenni <harel@revolutionist.com>  
Subject: b/beatles/maggie\_mae.crd

Maggie Mae

-----  
Arranged: Lennon,McCarteny,Harrison,Starkey.  
Album: Let It Be

Intro: G

C  
Oh, dirty Maggie Mae  
G  
they have taken her away  
D  
and she'll never walk down Lime(?) Street any mower.  
G  
Oh, the judge he guilty found her  
C  
of robbing the home-ward bounder  
D7 G  
that dirty, no good robbin' Maggie Mae.  
C  
It's the part of Liverpool  
G  
she returned me to  
C G D  
Two pound ten a week that was my pay.

--  
Submitted by Harel Yenni  
harel@revolutionist.com

### I've got a feeling

From: HISCAP@LUSTA.LATROBE.EDU.AU (PERRETT,Andrew)

SONG I've Got A Feeling (Lennon, McCartney) ALBUM Let it Be 1970  
4/4 Time signature Key of A

Intro: Main Riff:  
A D/A A D/A  
|-----5-----5-----|-----5-----5-----  
|-----2-----2---3---3-----|-----2-----2---3---3-----  
|-----2-----2\_h\_4---4---2---|-----2-----2\_h\_4---4---2---  
|-----2-----2-----|-----2-----2-----  
|-----0-----0-----|-----0-----0-----  
|-----0-----0-----|-----0-----0-----

w/ Main Riff x 8  
A D/A | A D/A | A D/A | A D/A  
Ive got a feeling a feeling deep inside Oh yeah Oh yeah Thats right

A D/A | A D/A | A D/A | A D/A  
Ive got a feeling a feeling i cant hide oh no no oh no oh no

Git 1 plays chords when not playing the riff (see bottom for shapes)  
Git 2 plays:

|                                        |                                     |                               |                               |
|----------------------------------------|-------------------------------------|-------------------------------|-------------------------------|
| A7                                     | E                                   | G                             | D                             |
| -----8-----8-----8-----8-----          | -----0-----2-----3-----4-----5----- | -----0-----2-----3-----4----- | -----0-----2-----3-----4----- |
| --9--9--9--9--9--9--9--9--9--9--9--9-- | -----0-----2-----3-----4-----       | -----0-----2-----3-----4----- | -----0-----2-----3-----4----- |
| --7--7--7--7--7--7--7--7--7--7--7--7-- | -----0-----2-----3-----4-----       | -----0-----2-----3-----4----- | -----0-----2-----3-----4----- |
| -----0-----2-----3-----4-----          | -----0-----2-----3-----4-----       | -----0-----2-----3-----4----- | -----0-----2-----3-----4----- |
| yeah                                   | yeah                                | ive got a feel                | ive got a feel                |

w/ Main Riff Git 1 x 10

|                          |                          |                          |                          |
|--------------------------|--------------------------|--------------------------|--------------------------|
| A                        | D/A                      | A                        | D/A                      |
| --12--\--9-----          | --12--\--9-----          | --12--\--9-----          | --12--\--9-----          |
| --14--\--10--7- 8-7----- | --14--\--10--7- 8-7----- | --14--\--10--7- 8-7----- | --14--\--10--7- 8-7----- |
| -----7-h7-7-----         | -----7-h7-7-----         | -----7-h7-7-----         | -----7-h7-7-----         |
| -----7- 9-7-----         | -----7- 9-7-----         | -----7- 9-7-----         | -----7- 9-7-----         |
| -----                    | -----                    | -----                    | -----                    |
| -----                    | -----                    | -----                    | -----                    |
| -----                    | -----                    | -----                    | -----                    |

- ing yeah

|                   |                   |                   |                   |
|-------------------|-------------------|-------------------|-------------------|
| A                 | D/A               | A                 | D/A               |
| -----5-----5----- | -----5-----5----- | -----5-----5----- | -----5-----5----- |
| -----5-----5----- | -----5-----5----- | -----5-----5----- | -----5-----5----- |
| -----6-----6----- | -----6-----6----- | -----6-----6----- | -----6-----6----- |
| -----7-----7----- | -----7-----7----- | -----7-----7----- | -----7-----7----- |
| -----             | -----             | -----             | -----             |
| -----             | -----             | -----             | -----             |
| -----             | -----             | -----             | -----             |

Oh please believe me, I'd hate to miss the train Oh yeah  
 Ive got a feeling that keeps me on my toes Oh yeah

|                   |                   |                   |                   |                   |                   |
|-------------------|-------------------|-------------------|-------------------|-------------------|-------------------|
| A                 | D/A               | A                 | D/A               | A                 | D/A               |
| --5--5-----       | --5--5-----       | --5--5-----       | --5--5-----       | --5--5-----       | --5--5-----       |
| --5--5--7--8----- | --5--5--7--8----- | --5--5--7--8----- | --5--5--7--8----- | --5--5--7--8----- | --5--5--7--8----- |
| --6--6--7--7----- | --6--6--7--7----- | --6--6--7--7----- | --6--6--7--7----- | --6--6--7--7----- | --6--6--7--7----- |
| --7--7--7--9----- | --7--7--7--9----- | --7--7--7--9----- | --7--7--7--9----- | --7--7--7--9----- | --7--7--7--9----- |
| -----             | -----             | -----             | -----             | -----             | -----             |
| -----             | -----             | -----             | -----             | -----             | -----             |
| -----             | -----             | -----             | -----             | -----             | -----             |

yeah Oh yeah. And if you leave me I  
 Oh yeah. Ive got a feeling I think that

|                      |                      |                      |                      |                      |                      |
|----------------------|----------------------|----------------------|----------------------|----------------------|----------------------|
| A                    | D/A                  | A                    | D/A                  | A                    | D/A                  |
| -----5-----5-----    | -----5-----5-----    | -----5-----5-----    | -----5-----5-----    | -----5-----5-----    | -----5-----5-----    |
| -----5-----5-----    | -----5-----5-----    | -----5-----5-----    | -----5-----5-----    | -----5-----5-----    | -----5-----5-----    |
| -----6--7--7--6----- | -----6--7--7--6----- | -----6--7--7--6----- | -----6--7--7--6----- | -----6--7--7--6----- | -----6--7--7--6----- |
| -----7--7--7--7----- | -----7--7--7--7----- | -----7--7--7--7----- | -----7--7--7--7----- | -----7--7--7--7----- | -----7--7--7--7----- |
| -----                | -----                | -----                | -----                | -----                | -----                |
| -----                | -----                | -----                | -----                | -----                | -----                |
| -----                | -----                | -----                | -----                | -----                | -----                |

won't be late again oh no oh no oh no  
 every body knows oh yeah oh yeah oh yeah oh yeah

|                                        |                                     |                               |                               |
|----------------------------------------|-------------------------------------|-------------------------------|-------------------------------|
| A7                                     | E                                   | G                             | D                             |
| -----8-----8-----8-----8-----          | -----0-----2-----3-----4-----5----- | -----0-----2-----3-----4----- | -----0-----2-----3-----4----- |
| --9--9--9--9--9--9--9--9--9--9--9--9-- | -----0-----2-----3-----4-----       | -----0-----2-----3-----4----- | -----0-----2-----3-----4----- |
| --7--7--7--7--7--7--7--7--7--7--7--7-- | -----0-----2-----3-----4-----       | -----0-----2-----3-----4----- | -----0-----2-----3-----4----- |
| -----0-----2-----3-----4-----          | -----0-----2-----3-----4-----       | -----0-----2-----3-----4----- | -----0-----2-----3-----4----- |
| yeah                                   | yeah                                | Ive got a feel                | Ive got a feel                |
| yeah                                   | yeah                                | Ive got a feel                | Ive got a feel                |

| A                           | D/A | A                           | D/A |
|-----------------------------|-----|-----------------------------|-----|
| -----12-\--9-----           |     | -----12-\--9-----           |     |
| -----14--\--10--7- 8-7----- |     | -----14--\--10--7- 8-7----- |     |
| -----7-h7-7-----            |     | -----7-h7-7-----            |     |
| -----7- 9-7-----            |     | -----7- 9-7-----            |     |
| -----                       |     | -----                       |     |
| -----                       |     | -----                       |     |

- ing yeah                                 Ive got a feeling  
 - ing yeah                                                         yeah

1.

| E                                            | G7                                      |
|----------------------------------------------|-----------------------------------------|
| -----10b12----10b12-----10b11~11~11~11r10-7- | -----7---7---7-----7-----7-----7-       |
| -----                                        | -----8b9b10---8b10r8---8b10r8-8b10r8-8- |
| -----                                        | -----                                   |
| -----                                        | -----                                   |
| -----                                        | -----                                   |

All these years I've been wandering around, Wondering how come nobody told me

D7

|                                          |
|------------------------------------------|
| -----8b10~10-----8b10~10~10~10r8--5----- |
| -----                                    |
| -----                                    |
| -----                                    |
| -----                                    |

All that I was looking for was somebody Who looked like you.

A7                         /\ /\ /\ /\ /\ /\ /\ /\ /\ /\

|                       |                              |
|-----------------------|------------------------------|
| -----                 | -----x                       |
| -----7b9~9b10b11r9r8- | ------(7)b8~8~8~8~8~5b7r5--- |
| -----                 | -----7x                      |
| -----                 | -----                        |
| -----                 | -----                        |

2. w/ Main Riff x6

| A                       | D/A | A                           | D/A |
|-------------------------|-----|-----------------------------|-----|
| -----5--5-----          |     | -----5--5-----              |     |
| -----5--5--7- 8--7----- |     | -----5--5--5-0-7- 8--7--7-- |     |
| -----6--6--7-h7--7----- |     | -----6--6--6--7-h7--7--7--  |     |
| -----7--7--7- 9--7----- |     | -----7--7--7--7- 9--7--7--  |     |
| -----                   |     | -----                       |     |
| -----                   |     | -----                       |     |

Ev'rybody had a hard year Ev'rybody had a good time  
 Ev'rybody had a good year, Ev'ry let their hair down

| A                                | D/A | A                                | D/A |
|----------------------------------|-----|----------------------------------|-----|
| -----5--5-----                   |     | -----5--5-----                   |     |
| -----5--5--7- 8-----7-----7----- |     | -----5--5--7- 8-----7-----7----- |     |
| -----6--6--7-h7-----7-----7----- |     | -----6--6--7-h7-----7-----7----- |     |
| -----7--7--7- 9-----7-----7----- |     | -----7--7--7- 9-----7-----7----- |     |
| -----                            |     | -----                            |     |
| -----                            |     | -----                            |     |

Ev'rybody had a wet dream, Ev'rybody saw the sunshine  
 Ev'rybody pulled their socks up Ev'rybody put their foot down.



|                                                                                                                                                                                                                                                                        |                                                                                                                                                                                                                                |
|------------------------------------------------------------------------------------------------------------------------------------------------------------------------------------------------------------------------------------------------------------------------|--------------------------------------------------------------------------------------------------------------------------------------------------------------------------------------------------------------------------------|
| <p>1.<br/>A            D/A        A            D/A</p> <p>-----7--7--   ---5--5--7- 8-----7-x  </p> <p>-----7--7--   ---6--6--7-h7-----7--  </p> <p>-----7--7--   ---7--7--7- 9-----7-x  </p> <p>-----  </p> <p>-----  </p> <p>Oh yeah,        Oh            yeah.</p> | <p>2. See end for notes<br/>A7 [Edim/A        D#dim/A Ddim/A]</p> <p>-----8-8-8--8-8-8--7-7-7--6-6-6--  </p> <p>-----9--9-9--9-9-9--8-8-8--7-7-7--  </p> <p>----- (8)----- (7)---- (6)----  </p> <p>-----  </p> <p>-----  </p> |
|------------------------------------------------------------------------------------------------------------------------------------------------------------------------------------------------------------------------------------------------------------------------|--------------------------------------------------------------------------------------------------------------------------------------------------------------------------------------------------------------------------------|

|                                                                                                                                                                                                                                                                                         |                                                                                                                                                        |
|-----------------------------------------------------------------------------------------------------------------------------------------------------------------------------------------------------------------------------------------------------------------------------------------|--------------------------------------------------------------------------------------------------------------------------------------------------------|
| <p>[C#dim/A            Cdim/A Bdim/A]        A            D/A            A            D/A</p> <p>-----5-----5--   ---5-----5--  </p> <p>-5-5-5--5-5-5--6-6-6--7-7-7--8-  </p> <p>-6-6-6--6-6-6--7-7-7--8-8-8--9-  </p> <p>(5)----- (6)---- (7)-----  </p> <p>-----  </p> <p>-----  </p> | <p>-----2---2---2-   --2---2---2-  </p> <p>-----2---2-h-4--4-   -----2---4---4---2-  </p> <p>-----0-----   -0-----  </p> <p>-----  </p> <p>-----  </p> |
|-----------------------------------------------------------------------------------------------------------------------------------------------------------------------------------------------------------------------------------------------------------------------------------------|--------------------------------------------------------------------------------------------------------------------------------------------------------|

|                                                                                                                                                                                                                                                            |                                                                                                                                                  |
|------------------------------------------------------------------------------------------------------------------------------------------------------------------------------------------------------------------------------------------------------------|--------------------------------------------------------------------------------------------------------------------------------------------------|
| <p>w/ Main riff 4x<br/>A            D/A            A            D/A</p> <p>-----12-12b14~r12-----  </p> <p>x--12b14-----  </p> <p>x--1.-I-got-a-feeling-a-   -feeling-i-cant-hide-o-no  </p> <p>---2.-I-got-a-feeling-a-   -feeling-deep-inside-o-ye  </p> | <p>1.<br/>A            D/A</p> <p>-----7---8---7---7---  </p> <p>-----7 h 7---7---  </p> <p>-----7---9---7---  </p> <p>-----oh---yeah-----  </p> |
|------------------------------------------------------------------------------------------------------------------------------------------------------------------------------------------------------------------------------------------------------------|--------------------------------------------------------------------------------------------------------------------------------------------------|

Ev'rybody had a good year Ev'rybody had a hard time Ev'rybody had a wet dream  
Ev'rybody had a good year,Ev'ry let their hair down

|                                                                                                                                                                                         |                                                                                                                                                                                                                                        |
|-----------------------------------------------------------------------------------------------------------------------------------------------------------------------------------------|----------------------------------------------------------------------------------------------------------------------------------------------------------------------------------------------------------------------------------------|
| <p>A            D/A</p> <p>-----7---8---7---7---x  </p> <p>-----7-h-7---7---7---  </p> <p>-----7---9---7---7---x  </p> <p>-----  </p> <p>-----  </p> <p>Everybody saw the sun shine</p> | <p>2.<br/>A            D/A</p> <p>-----5-----  </p> <p>-----5---5---7---8---7---7---  </p> <p>-----6-----7-h-7---7---7---  </p> <p>-----7-----7---9---7---7---  </p> <p>-----Oh-no-no-no-  </p> <p>Ev'rybody pulled their socks up</p> |
|-----------------------------------------------------------------------------------------------------------------------------------------------------------------------------------------|----------------------------------------------------------------------------------------------------------------------------------------------------------------------------------------------------------------------------------------|

|                                                                                                                                                                                                                                                      |                                                                                                                                   |
|------------------------------------------------------------------------------------------------------------------------------------------------------------------------------------------------------------------------------------------------------|-----------------------------------------------------------------------------------------------------------------------------------|
| <p>A            D/A</p> <p>-----5-----5-----  </p> <p>-5--5--5--7- -8-----7-----  </p> <p>-6--6--6--7-h-7-----7-----  </p> <p>-7--7--7--7- -9-----7-----  </p> <p>-----yeh-  </p> <p>-----  </p> <p>Everybody put their foot down oh        yeah</p> | <p>A7 [Edim/A D#dim/A Ddim/A]</p> <p>-----8-----7-----7-----  </p> <p>-----9-9-9-8-8-8-8-----  </p> <p>-----  </p> <p>-----  </p> |
|------------------------------------------------------------------------------------------------------------------------------------------------------------------------------------------------------------------------------------------------------|-----------------------------------------------------------------------------------------------------------------------------------|

|                                                                                                                                                                                                                                             |                               |
|---------------------------------------------------------------------------------------------------------------------------------------------------------------------------------------------------------------------------------------------|-------------------------------|
| <p>[C#dim/A        Ddim/A D#dim/A] [Edim/A D#dim/A Ddim/A]</p> <p>-----5-5-5-7-7-7-8-8-8--  </p> <p>-5-5--5-5-5-7-7-7-6-6-6----  </p> <p>-6-6--6-6-6-8-8-8-7-7-7----  </p> <p>-----  </p> <p>---Ive-got-a-feeling-----  </p> <p>-----  </p> | <p>-----  </p> <p>-----  </p> |
|---------------------------------------------------------------------------------------------------------------------------------------------------------------------------------------------------------------------------------------------|-------------------------------|

|                                                                                                                                    |
|------------------------------------------------------------------------------------------------------------------------------------|
| <p>[C#dim/A        Ddim/A D#dim/A] [Edim/A D#dim/A Ddim/A]</p> <p>-9-9-9-9-9-9-8-8-8-7-7-7-  </p> <p>-5---5-5-5-7-7-7-8-8-8-  </p> |
|------------------------------------------------------------------------------------------------------------------------------------|

```
| -8-8-8-8-8-8-7-7-7-6-6-6- | -5---5-5-5-6-6-6-7-7-7-
-9-9-9-9-9-9-8-8-8-7-7-7-	-6---6-6-6-7-7-7-8-8-8-
-----	-----Ive-got-
-----	-----a-feel-
-----	-----
Oh yeah
```

```
[C#dim/A Ddim/A D#dim/A] A
-9---9-9-9-8-8-8-7-7-7-	-----
-8---8-8-8-7-7-7-6-6-6-	-5-----
-9---9-9-9-8-8-8-7-7-7-	-6-----
-----	-7-----
-ing-----yeah-----	-----
```

Notes:

/\/\/\/\ \ Vibrato  
 7b8~8 Pluck, Bend up a semitone from 7th fret hold and strike again  
 (8) Implied note [ghost]  
 7b9r7 Pluck, bend 7th fret up two semitones, pluck, release and pluck

|    |        |   |          |                              |
|----|--------|---|----------|------------------------------|
| A7 | x02223 |   | This is  |                              |
| G  | 320003 | x | supposed | There are a couple of really |
| E  | 032200 |   | to be    | nifty bass runs in this song |
| D  | x00232 | x | a repeat | which I might add if there   |
| G7 | 320001 |   | sign     | is any interest?             |
| D7 | x00212 |   |          |                              |

Guitar 1 wierd shape info

The tab here is shows the timing that should be used. They are triplets.

```
[Edim/A D#dim/A Ddim/A] [C#dim/A Cdim/A Bdim/A]
Bdim/A x0343x |-----|-----|
Cdim/A x0454x |-8-8-8-8-8-8--7-7-7-6-6-6-|-5-5-5-5-5-5--4-4-4-3-3-3-|
C#dim/A x0565x |-9-9-9-9-9-9--8-8-8-7-7-7-|-6-6-6-6-6-6--5-5-5-4-4-4-|
Ddim/A x0676x |-8-8-8-8-8-8--7-7-7-6-6-6-|-5-5-5-5-5-5--4-4-4-3-3-3-|
D#dim/A x0787x |-----|-----|
Edim/A x0898x |---I got a feeling-----|-----|
\ these are overdubbed voices
```

```
These D shapes [Edim/A D#dim/A Ddim/A] [C#dim/A Ddim/A D#dim/A]
are moved up & |-----|-----|
down. Usually |-8-8-8-8-8-8--7-7-7-6-6-6-|-5-5-5-5-5-5--6-6-6-7-7-7--
they correspond |-9-9-9-9-9-9--8-8-8-7-7-7-|-6-6-6-6-6-6--7-7-7-8-8-8--
to what Git 2 |-8-8-8-8-8-8--7-7-7-6-6-6-|-5-5-5-5-5-5--6-6-6-7-7-7--
is playing but |-----|-----|
not always |-----|-----|
these two bars are repeated three times
```

One after 909

From: hertzberg@elwood.enet.dec.com (Marc Hertzberg (History: Love It Or Leave It))

Someone asked for this by mail... thought I'd post it here. Might be a lyric or two slightly off.

One After Nine-Oh-Nine  
 (Lennon-McCartney)

## Verse:

B  
 My baby said she's traveling on the one after nine oh nine  
 I said move over honey I'm traveling on that line  
 I said move over once move over twice  
 E  
 C'mon baby don't be cold as ice  
 B F#7 B  
 Said she's traveling on the one after nine oh nine

## Verse:

I begged her not to go and I begged her on my bended knees  
 I Said you're only fooling round only fooling round with me  
 I said move over once move over twice  
 C'mon baby don't be cold as ice  
 Said I'm traveling on the one after nine oh nine

## Middle:

E B  
 Picked up the bags Run to the station  
 C# F#  
 Rail man said You got the wrong location  
 E B  
 Picked up the bags Run right home  
 C# F#7  
 Then I find I got the number wrong well

## Verse:

Said she's traveling on the one after nine oh nine  
 I said move over honey I'm traveling on that line  
 I said move over once move over twice  
 C'mon baby don't be cold as ice  
 Said I'm traveling on the one after nine oh nine

Guitar lead played to verse chords:

Repeat Middle.:

Last verse and outro:

B  
 My baby said she's traveling on the one after nine oh nine  
 I said move over honey I'm traveling on that line  
 I said move over once move over twice  
 E  
 C'mon baby don't be cold as ice  
 B F#7  
 Said I'm traveling on the one after nine oh  
 B F#7  
 Said I'm traveling on the one after nine oh  
 B F#7 B  
 Said I'm traveling on the one after nine oh nine.

**The long and winding road**

The Long and Winding Road

by Paul McCartney  
from Let It Be

Verse 1:

Cm Ab/Bb  
 The long and winding road  
 Eb Eb7 Ab  
 that leads to your door  
 Gm Cm  
 Will never disappear  
 Fm Bb7 Db/Eb  
 I've seen that road before  
 Gm Cm  
 It always leads me here  
 Fm Bb7 Eb  
 Lead me to your door

Verse 2:

Cm Ab/Bb  
 The wild and windy night  
 Eb Eb7 Ab  
 that the rain washed away  
 Gm Cm  
 Has left a pool of tears  
 Fm Bb7 Db/Eb  
 Crying for the day  
 Gm Cm  
 Why leave me standing here  
 Fm Bb7 Eb  
 Let me know the way

Bridge:

Eb/Bb Ab  
 Many times I've been alone and  
 E/G Fm Bb7  
 many times I've cried  
 Eb/Bb Ab  
 Anyway you'll never know the  
 E/G Fm Bb7  
 many ways I've tried but

Verse 3:

Cm Ab/Bb  
 still they lead me back  
 Eb Eb7 Ab  
 to the long winding road  
 Gm Cm  
 You left me standing here  
 Fm Bb7 Db/Eb  
 A long long time ago  
 Gm Cm  
 Don't leave me waiting here  
 Fm Bb7 Eb  
 Lead me to your door

Instrumental bridge:

Eb/Bb Ab



D--D  
A--D  
E--D

played with slide on steel string acoustic

(twelve bar blues in D)

D7 G7 D7  
-/12---12---12---/5---5---5---/12--12--12---12---/12---12---12-  
-/12---12---12---/5---5---5---/12--12--12---12---/12---12---12-  
-/12---12---12---/5---5---5---/12--12--12---12---/12---12---12-  
-/12---12---12---/5---5---5---/12--12--12---12---/12---12---12-  
-----  
-----

G7 D7  
-/5--5---5---5---/5--5---5---5---/12--12--12---12---/12---12--12-  
-/5--5---5---5---/5--5---5---5---/12--12--12---12---/12---12--12-  
-/5--5---5---5---/5--5---5---5---/12--12--12---12---/12---12--12-  
-/5--5---5---5---/5--5---5---5---/12--12--12---12---/12---12--12-  
-----  
-----

A7 G7 D7 A7  
-/7---7---7---7---/5--5---5---5---0--0-----/7--7--7-  
-/7---7---7---7---/5--5---5---5---0--0-----/7--7--7-  
-/7---7---7---7---/5--5---5---5---0--0-----/7--7--7-  
-/7---7---7---7---/5--5---5---5---0--0-----/7--7--7-  
-----0-----  
-----0--4--5--6-----

solo:

D7 G7 D7  
-----12-----5-----12-----12-----  
-----12-----5-----12-----12-----  
-----12-----5---/12-----12\-----12-----  
-/12-----/5-----/12-----12-----  
-----/12-----0-----12-----  
-----/12-----

G7 D7  
-----5-----5-----12-----  
-/5-----5-----5-----12-----  
-/5-----5-----5-----12-----12-----12-----12-----  
-/5-----/5-----/12-----  
-/5-----

A7 G7 D7 A7  
-----7-----5-----/7--7--7--7-  
-/7--7-----7-----/5---5-----/7--7--7--7-  
-/7--7-----7-----/5-----5---0-----/7--7--7--7-  
-/7--7-----7-----/5-----5-----/7--7--7--7-  
-----7-----0-----  
-----0--4--5--6-----

D7 G7  
-/12-----  
-/12---12--12---/17---17---17-  
-/12---12--12---/17---17---17-  
-/12---12--12---/17---17---17-  
-----  
-----

etc.

continue throughout piano solo in verse format

ending:

```
-----/12-
-----/12-
-----/12-
-----/12-
-----0-----
-0--1--2--3--4-----
```

Lyrics:

Because you're sweet and lovely girl I love you  
 Because you're sweet and lovely girl it's true  
 I love you more than ever girl I do

I want you in the morning girl I love you  
 I want you at the moment I feel blue  
 I'm living every moment girl for you

(spoken)

Walk  
 Walk cat walk  
 go Johnny go  
 same old tale of blues  
 Elmore James got nothin' on this baby

I loved you from the moment I saw you  
 You looked at me and that's all you had to do  
 I feel it now I hope you feel it too

**Get back**

From: hertzberg@netcad.enet.dec.com (Marc Hertzberg (History: Love it or leave it!))  
 Subject: TAB: Get Back (Lennon/McCartney)

Get Back  
 (Lennon/McCartney)

Intro:

[the intro shows the flavor of the rhythm guitar playing throughout the song]

A

```

-	-----
-|---X--2--X--2--X--2--X--2--X--2--X--2--X--2--X--2--X--2---
-|---X--2--X--2--X--2--X--2--X--2--X--2--X--2--X--2--X--2---
-|---X--0--X--2--X--2--X--2--X--2--X--2--X--2--X--2--X--2---
-|-----
```

G/A D/A A

```

-|-----5--5--3--2--0-----
-|-----2--2--0--3--2-----
-|---X--2--X--2--X--2--X--2--2--2--0--2--2-----
-|---X--2--X--2--X--2--X--2-----2--0--2-----
-	---X--0--X--2--X--2--X--2-----0--0--0-----
```

Verse:

[the remainder of the tab is for the lead guitar]

A

```


--7---9-----7---9---7-----9-----7---9-----
--5---5-----5---5---5-----5-----5---5-----

```

Jojo was a man who thought he was a loner

D

A

```

-----12-----
-----10--12b(14)-----b(14)12--10-----10---
-----/11-----11-----
--7---9-----7---9---
--5---5-----5---5---

```

But he knew it couldn't last

A

```


--7---9-----7---9---7-----9---7---9-----
--5---5-----5---5---5-----5---5---5-----

```

Jojo left his home in Tucson Ari zona

D

A

```

-----12-----
-----10--12b(14)-----b(14)12--10-----10---
-----/11-----11-----
--7---9---7---9-----
--5---5---5---5-----

```

For some Cali fornia grass

Get back

A

```

-----9--9--9--9--9-----9--9--9--9--9-----
-----8--8--8--8--8-----8--8--8--8--8-----
-----9--9--9--9--9-----9--9--9--9--9-----
-----7-----7-----
--7--9-----7--9-----
--/9-----/9-----

```

Get Back

Get Back

D7

A

G/A

D/A

A

```

-----8--8--8--8--8-----9--9--9--9--9-----
-----7--7--7--7--7-----8--8--8--8--8-----
-----7--7--7--7--7-----9--9--9--9--9-----
-----7-----7-----
--7--9-----7--9-----
--/9-----/9-----

```

to where you once be long

Get back

A

```

-----9--9--9--9--9-----9--9--9--9--9-----
-----8--8--8--8--8-----8--8--8--8--8-----
-----9--9--9--9--9-----9--9--9--9--9-----
-----7-----7-----

```



```

-----7--9-----7--9-----
-	-----/9-----/9-----
 Get Back Get Back

```

```

 D7 A
-|-----8--8--8--8--8-----9--9--9--9--9-----
-|-----7--7--7--7--7-----8--8--8--8--8-----
-|-----7--7--7--7--7-----9--9--9--9--9-----
-|-----7-----7-----
-|-----7--9-----7--9-----
-|-----/9-----/9-----
 to where you once be long

```

Guitar Lead:

```

 A
-|-----12-----
-|-----10--10--10--12--12b(14)-----b(14)12--10-----
-	-----/11-----11-----
-|-----
-|-----

```

```

 D A G D
-	-----
-|-----7-----
-|-----7--9-----10--7--10b(11)-----
-|-----9-----
-|-----

```

```

 A
-|-----12-----
-|-----10--10--10--12--12b(14)-----b(14)12--10-----10-----
-	-----/11-----11-----
-|-----
-|-----

```

```

 D A G D
-|-----
-|-----8--5-----
-|-----7-----5--7b(9)--5-----5-----
-|-----7--10-----10--7--10-----7-----7-----
-	-----9-----

```

The rest of the song builds off these ideas. Once you can play the above, you'll be able to feel the small changes from verse to verse, lead to lead.

Beatles Tab by Marc Hertzberg  
 Digital Equipment Corporation  
 hertzberg@netcad.enet.dec.com

Tab Special Notations:

- 5/7--- play fret five, slide up to fret seven
- 7\5--- play fret seven, slide down to fret five
- 8b(9)-- play fret eight, bend the string (at fret eight) to reach the pitch of fret nine
- b(9)8-- play fret eight already bent to the pitch of fret nine,



Get back, get back  
A A  
Back to where you once belonged  
D A G D  
Get back, get back  
A A  
Back to where you once belonged - Get back Jo!  
D A

[Electric Piano solo - same chords as verse]

[Chorus]

Sweet Loretta Martin thought she was a woman,  
But she was another man.  
All the girls around her said she's got it comin',  
But she gets it while she can.

[Chorus]

This is a repost. Thanks to the original poster.

Peace,  
Paul Z

## The Beatles Past Masters 1

07 March 1988 UK (Parlophone)



### Love me do

See in "Please please me"

### From me to you

Date: Mon, 14 Jan 1980 19:02:58 -0600

From: Jordan Kelly <jordan@webzone.net>

Subject: Guitar Tab: The Beatles; From Me To You

From Me To You

Words and Music by John Lennon and Paul McCartney

Transcribed and Typed by Jordan Kelly jordan@webzone.net

#### Intro

C Am  
Da da da da da dum dum da  
C Am  
Da da da da da dum dum da

#### Verse 1

C Am  
If there's anything that you want,  
C G7  
If there's anything I can do,  
F7 Am C G7 C  
Just call on me and I'll send it along with love from me to you

#### Verse 2 (Same Chords as Verse 1)

If there's anything that you want,  
Like a heart that's oh, so true,  
Just call on me and I'll send it along with love from me to you

#### Bridge

Gm C7  
I got arms that long to hold you  
F  
and keep you by my side.  
D7  
I got lips that long to kiss you  
G G+  
And keep you satisfied

(Repeat Verse 1)

Harmonica/Guitar Solo



D  
Thank you girl for  
A  
Loving me the  
E  
Way that you do  
E  
Way that you do  
E7  
That's the kind of  
D7  
Love that seems too  
A7  
Good to be true.  
D A7  
And all I gotta do  
D E  
Is thank you girl, thank you girl.

D D7

D D7  
Oh, oh,

A E A  
you be good to me  
E Amaj7 E A  
You make me glad when I was blue  
A E A  
And eternally  
E Amaj7 E A  
I'll always be in love with you.  
D A7  
And all I gotta do  
D E  
Is thank you girl, thank you girl.

D D7

D D7 A D A D  
Oh, oh, oh.

D D7 A D A D  
Oh, oh, oh.

D D7 A D A D A  
Oh, oh, oh.

Chords guessed at by Edmund Schluessel (ers@world.std.com) 31 May 1995

I hope this works (1st time posting CRD file)

```
/-- |-\ | \ / | | | | \ | |-\ Edmund Rudolph Schlussel, ers@world.std.com
>- | | | \ / | | | | \ | | | RXJR87C@prodigy.com "Hradlefk sdar dolha, nur
\-- |-/ | | | _/ | | | |-/ dolhac sdar hradschar"
```

## She loves you

There really is such a word as 'beatle', an implement for converting raw flax fiber into linen. But there was also a rock 'n' roll group called the 'Beatles' who, according to rhythm guitarist John Lennon, spelled 'beetle' with 'a' because they were a 'beat' group - get it?

This quartet of lovable Liverpool (England) mop-tops had some US success with 'Mr. Moonlight' (1964) and 'Maxwell's Silver Hammer' (1969) - and even toured the States on the same bill as the Remains in 1966 - before splitting up in 1970 to pursue solo careers. Bassist Paul McCartney went on to become a successful lounge singer. -- AWR

"She Loves You"  
(J. W. Lennon - J. P. McCartney)

## Intro:

Em  
She loves you, yeah, yeah, yeah  
A  
She loves you, yeah, yeah, yeah  
C G6  
She loves you, yeah, yeah, yeah

## Verse 1:

G Em  
You think you've lost your love  
Bm D  
Well I saw her yesterday  
G Em  
It's you she's thinking of  
Bm D  
And she told me what to say

## Chorus:

[1: She says 3: Because] she loves you  
Em [xx5003 xx4002 xx2000]  
And you know that can't be bad  
Cm  
Yes she loves you  
D  
And you know you should be glad

## Verse 2:

She said you hurt her so  
She almost lost her mind  
But now she says she knows  
You're not the hurting kind

[repeat chorus]

## Post-chorus:

Em  
She loves you, yeah, yeah, yeah  
A  
She loves you, yeah, yeah, yeah  
Cm  
With a love like that  
D G  
You know you should be glad

## Verse 3:

And so its up to you  
 I think it's only fair  
 Pride can hurt you too  
 Apologize to her

[repeat chorus]

[repeat post-chorus] G G/F# Em  
 (...glad)

Coda:

Cm  
 With a love like that  
 D7 G G/F# Em  
 You know you should be glad

Cm  
 With a love like that  
 D [N.C.] G G/F#  
 You know you should be glad  
 Em6  
 Yeah, yeah, yeah  
 C G6  
 Yeah, yeah, yeah, yeah

-- another ace 60's tab from Andrew Rogers

## I'll get you

From CUNYVM.CUNY.EDU!Z10CC Sun Feb 5 19:21:30 1995  
 Return-Path: <Z10CC@CUNYVM.CUNY.EDU>  
 Received: from alf2.tcd.ie by sadhbh.scrg.cs.tcd.ie with smtp  
 (Smail3.1.28.1 #3) id m0rbCWx-00058BC; Sun, 5 Feb 95 19:21 WET  
 Received: from post-office.nevada.edu by alf2.tcd.ie; (5.65/1.1.8.2/28Sep94-  
 0239PM)  
 id AA12389; Sun, 5 Feb 1995 19:21:27 GMT  
 Received: from CUNYVM.CUNY.EDU (cunyvm.cuny.edu [128.228.1.2]) by post-  
 office.nevada.edu (8.6.9/8.6.4) with SMTP id LAA05188 for <guitar@NEVADA.EDU>;  
 Sun, 5 Feb 1995 11:21:24 -0800  
 Message-Id: <199502051921.LAA05188@post-office.nevada.edu>  
 Received: from CUNYVM.CUNY.EDU by CUNYVM.CUNY.EDU (IBM VM SMTP V2R2)  
 with BSMTTP id 0180; Sun, 05 Feb 95 14:20:27 EST  
 Received: from CUNYVM.CUNY.EDU (NJE origin Z10CC@CUNYVM) by CUNYVM.CUNY.EDU  
 (LMail V1.2a/1.8a) with RFC822 id 5024; Sun, 5 Feb 1995 14:20:27 -0500  
 Date: Sun, 05 Feb 95 13:51:48 EST  
 From: victor perez <Z10CC@CUNYVM.CUNY.EDU>  
 Subject: crd beatles i'll get you  
 To: guitar@NEVADA.EDU  
 Status: RO

here's this Beatles song , which i posted cause i didn't saw it on the  
 Beatles dir. This one is written in the key of Db .Enjoy it , and write  
 me if u want. By the way this is my third song posted. The other two are  
 in the John Lennon Dir.

I"LL GET YOU  
 By

The Beatles

Db Ab Db Ab



Oh yeah, oh yeah, oh yeah, oh yeah.  
 Db Gb Ab7  
 Imagine I'm in love with you it's easy 'cause I know;  
 Db Bm  
 I've imagined I'm in love with you  
 Gb Ab  
 many, many, many times before.  
 Db Abm Db  
 I'ts not like me to pretend, but I'll get you.  
 Bbm  
 I'll get you in the end;  
 Gb Ab7  
 Yes, I will, I'll get you in the end.

(same as first verse)

Db Ab Db Ab  
 Oh yeah, oh yeah, oh yeah, oh yeah.  
 I think about you night and day.  
 I need you and it's true;  
 When I think about you I can say  
 I'm never, never, never never blue.  
 So I'm telling you, my friend,  
 That I'll get you, I'll get you in the end;  
 Yes, I will, I'll get you in the end.

(break):

Gb  
 Well, there's gonna be a time  
 Db  
 When I'm gonna change your mind.  
 Eb7 Ab7  
 So you might as well resign yourself to me. Oh yeah.

(back to first verse)

For the ending of this song , the Fab four go from Db To Ab over and over played against the Oh yeah, Oh yeah's.

Any Questions you might have write me a letter at : z10cc@cunmyvm.edu

***I want to hold your hand***

Date: Thu, 10 Jan 1980 19:36:22 -0600  
 From: Jordan Kelly <jordan@webzone.net>  
 Subject: Guitar Tab: The Beatles ; I Want To Hold Your Hand

I Want To Hold Your Hand  
 Words and Music by John Lennon and Paul McCartney  
 Typed and Transcribed by Jordan Kelly jordan@webzone.net

Intro \*Guitar 1 plays Chords above Tab, Guitar 2 plays Tab.

|   |             |                     |             |                     |             |
|---|-------------|---------------------|-------------|---------------------|-------------|
|   | C*          | D*                  | C*          | D*                  | C*          |
| E | -----       | -----               | -----       | -----               | -----       |
| B | -----       | ---3---             | -----       | ---3---             | -----       |
| G | -----0----- | ---2---2-----0---   | -----0----- | ---2---2-----0---   | -----0----- |
| D | ---2---0--- | ---0---0---2-----0- | -----0-     | ---0---0---2-----0- | -----0-     |

|   |             |             |       |
|---|-------------|-------------|-------|
| A | -----       | -----       | ----- |
| E | -----       | -----       | ----- |
|   | D5 D6 D5 D6 | D5 D6 D5 D6 |       |
| E | -----       | -----       | ----- |
| B | -----       | -----       | ----- |
| G | -----       | ---5b---    | ----- |
| D | -----       | -----       | ----- |
| A | -----       | -----       | ----- |
| E | -----       | -----       | ----- |

Oh Yeah

Verse 1 \*You can play the Power Chords, when noted or play the Normal Chords.

G5 G6 G5 D5 D6 D5 Gtr Riff 1(Bottom)  
 I'll tell you something  
 E5 B7  
 I think you'll understand.  
 G5 G6 G5 D5 D6 D5 Gtr Fill 1  
 When I say that something.  
 E5 B7  
 I wanna hold your hand

Chorus  
 C D G Em  
 I wanna hold your hand.  
 C D G  
 I wanna hold your hand.

Verse 2  
 Oh please say to me you'll let me be your man.  
 And please say to me you'll let me hold your hand.

(Repeat Chorus)

Bridge  
 Dm G C Am  
 And when I touch you I feel happy inside.  
 Dm G C  
 It's such a feeling that my love,  
 D\* C\* D\* C\* D\* D5 D6 D5 D6 D5  
 I can't hide, I can't hide, I can't hide.

Verse 3  
 Yeah you got that somethin', I think you'll understand.  
 When I say that something. I wanna hold your hand.

(Repeat Chorus)  
 (Repeat Bridge)

Verse 4  
 Yeah you got that somethin', I think you'll understand.  
 When I feel that something. I wanna hold your hand.

Outro Chorus  
 C D G Em  
 I wanna hold your hand.  
 C D B7  
 I wanna hold your hand.

C D C (Gtr Outro Riff 2) G  
 I wanna hold your hand.

Guitar Riff 1

```

E|-----
B|-----5b-----
G|-----
D|-----
A|---5---4---5---6---7---
E|-----

```

Guitar Outro Riff 2

```

E|-----3-----
B|-----0-----
G|-----0-----
D|---2---0---2---0---0-----
A|-3-----3-----2-----
E|-----3-----

```

Chords as used in this song.

- EADGBE
- C\*- X3555X
- D\*- X5777X
- D5- X57XXX
- D6- X58XXX
- G5- 35XXXX
- G6- 36XXXX
- E5- 022XXX
- B7- X21202
- C- X32010
- D- XX0232
- G- 320001
- Em- 022000

**This boy**

This Boy

By John Lennon and Paul McCartney  
 From "A Hard Days Night" by the Beatles

No special tunings

Chords:

- D x00232
- Bm x24432
- A7 X02020
- G 355433
- A6 X02222

A6 A6 A6  
 D Bm G A  
 D Bm G A

D Bm G A7 D Bm  
 That boy took my love away.  
 G A7 D Bm  
 Though he'll regret it someday,  
 G A6 D Bm G A  
 This boy wants you back again.

D Bm G A7 D Bm  
 That boy isn't good for you.  
 G A7 D Bm  
 Though he may want you, too,

G A6 D Bm D7=20  
This boy wants you back again.

D7 G F#m  
Oh, and this boy would be happy  
Bm D  
Just to love you, but oh my-y-y-y  
G F#m  
That boy won't be happy=20  
A7 A6  
'Til he's seen you cry-y-y-oh

D Bm G A7 D Bm  
This boy wouldn't mind the pain,  
G A7 D Bm  
Would always feel the same,  
G A6 D Bm G A  
'Til this boy gets you back again.

D  
This boy =20  
D  
This boy  
D  
This boy...

~~~~~

Comments:I really like this one. It's a little simplistic, kind of 50's, but it's GREAT at parties. It wasn't in the sheet music for Hard Day's Night, probably because it was only played instrumentally, but you can hear it in the background during Ringo's scenes, my-y-y-y

G =80  
=01

```
/-- |-\ | \ / | | | | \ | |-\ Edmund Rudolph Schlussek, ers@world.std.com
>- | | | \ / | | | | \ | | | RXJR87C@prodigy.com "Hradlefk sdar dolha, nur
\-- |-/ | | | _/ | | | |-/ dolhac sdar hradschar"
=E1=03
```

From: ers@world.std.com (Edmund R Schluessel)  
Date: Tue, 13 Jun 1995 08:36:34 GMT  
Newsgroups: alt.guitar.tab  
Subject: CRD: This Boy (Beatles)

This Boy (Ringo's Theme)  
By John Lennon and Paul McCartney  
From "A Hard Days Night" by the Beatles

No special tunings  
Chords:

D x00232  
Bm x24432  
A7 X02020  
G 355433  
A6 X02222

A6 A6 A6  
D Bm G A  
D Bm G A

D Bm G A7 D Bm  
That boy took my love away.  
G A7 D Bm

Though he'll regret it someday,  
 G A6 D Bm G A  
 This boy wants you back again.

D Bm G A7 D Bm  
 That boy isn't good for you.  
 G A7 D Bm  
 Though he may want you, too,  
 G A6 D Bm D7  
 This boy wants you back again.

D7 G F#m  
 Oh, and this boy would be happy  
 Bm D  
 Just to love you, but oh my-y-y-y  
 G F#m  
 That boy won't be happy  
 A7 A6  
 'Til he's seen you cry-y-y-oh

D Bm G A7 D Bm  
 This boy wouldn't mind the pain,  
 G A7 D Bm  
 Would always feel the same,  
 G A6 D Bm G A  
 'Til this boy gets you back again.

D  
 This boy  
 D  
 This boy  
 D  
 This boy...

## Komm, gib mir deine hand

{title: Komm Gib Mir Deine Hand}  
 {subtitle: Beatles}

[F] [F#] [G] [F] [F#] [G] [F] [F#] [G] [G7]  
 Oh [C]komm doch, komm zu [G]mir  
 \[Am]Du nimmst mir den Ver[Em]stand  
 Oh [C]komm doch, komm zu [G]mir  
 \[Am]Komm, gib mir deine [Em]Hand!  
 \[F]Komm, gib mir [G]deine [C]Hand,[Am]  
 \[F]Komm, gib mir [G]deine [C]Hand.

Oh du bist so sch-n  
 sch-n wie ein Diamant  
 Ich will mit dir gehen  
 Komm, gib mir deine Hand!  
 Komm, gib mir deine Hand,  
 Komm, gib mir deine Hand.

{soc}  
 \[Gm7]In deinen [C7]Armen bin ich [F]gl\_cklich und [Dm]froh  
 \[Gm7]Das war noch [C7]nie bei einen [F]Ander'n  
 einmal [G]so, [F]einmal [G]so, [F]einmal [G]so![G7]  
 {eoc}

Oh komm doch, komm zu mir  
 Du nimmst mir den Verstand

Oh komm doch, komm zu mir  
 Komm, gib mir deine Hand!  
 Komm, gib mir deine Hand,  
 Komm, gib mir deine Hand.

{soc}  
 In deinen Armen bin ich glücklich und froh  
 Das war noch nie bei einen Ander'n  
 einmal so, einmal so, einmal so!  
 {eoc}

Oh du bist so sch-n  
 sch-n wie ein Diamant  
 Ich will mit dir gehen  
 Komm, gib mir deine Hand!  
 \[F]Komm, gib mir [G]deine [E]Hand,  
 \[F]Komm, gib mir [G]deine [F]Hand.[C]

**Sie liebt dich**

SIE LIEBT DICH (SHE LOVES YOU)  
 (Lennon/McCartney)  
 The Beatles  
 Past Masters Vol. I

Note: The "yea yea yea" phrase is a simple G-> F#-> E (these are notes, not chords). It gets interesting at the end of each chorus when the run goes G-> F#-> E-> D and the E AND the D notes get held out. This creates that cool dissonance. The dissonance is all in the vocals, but I'm writing it here as a G6 chord for the guitar (see below for fingering). I just want you to be aware that the Beatles are not playing this chord on their instruments (they are playing a regular G chord).

|                                                                                                                                                                                                                                 |                    |                                                                                                                                                                                                                                        |
|---------------------------------------------------------------------------------------------------------------------------------------------------------------------------------------------------------------------------------|--------------------|----------------------------------------------------------------------------------------------------------------------------------------------------------------------------------------------------------------------------------------|
| <p>Em<br/>                 Sie liebt dich, yeah, yeah, yeah<br/>                 A<br/>                 Sie liebt dich, yeah, yeah, yeah<br/>                 C<br/>                 Sie liebt dich, yeah, yeah, yeah, yeah</p> | <p>G6 [riff 1]</p> | <p>riff 1:<br/>                 -----<br/>                 -----<br/>                 -3-----3--5b(6)5--3-----3-<br/>                 -3--5--3--5b(6)5--3--5--3-<br/>                 -----5-----5-----<br/>                 -----</p> |
|---------------------------------------------------------------------------------------------------------------------------------------------------------------------------------------------------------------------------------|--------------------|----------------------------------------------------------------------------------------------------------------------------------------------------------------------------------------------------------------------------------------|

G Em  
 Du glaubst sie liebt nur mich  
 Bm D  
 Gestern hab' ich sie gesehen  
 G Em  
 Sie denkt ja nur an dich  
 Bm D  
 Und du solltest zu ihr gehen

|                                                                                                                                                                                                                                                                                               |                                                                                                                                                                                                          |
|-----------------------------------------------------------------------------------------------------------------------------------------------------------------------------------------------------------------------------------------------------------------------------------------------|----------------------------------------------------------------------------------------------------------------------------------------------------------------------------------------------------------|
| <p>G<br/>                 O ja, sie liebt dich,<br/>                 Em [riff 2]<br/>                 Schoner kann es gar nicht sein<br/>                 Cm<br/>                 Ja, sie liebt dich,<br/>                 D [riff 1]<br/>                 Und da solltest du dich freuen</p> | <p>riff 2:<br/>                 --3--2--0--<br/>                 --0--0--0--<br/>                 --0--0--0--<br/>                 --2--2--2--<br/>                 -----<br/>                 -----</p> |
|-----------------------------------------------------------------------------------------------------------------------------------------------------------------------------------------------------------------------------------------------------------------------------------------------|----------------------------------------------------------------------------------------------------------------------------------------------------------------------------------------------------------|

G Em  
 Du hast ihr weh getan  
 Bm D  
 Und sie wuBte nicht warum  
 G Em  
 Du warst nicht schuld daran  
 Bm D  
 Und drehtest Dich nicht um

G  
 O ja, sie liebt Dich,  
 Em [riff 2]  
 Schoner kann es gar nicht sein.  
 Cm  
 Ja, sie liebt dich,  
 D  
 Und da solltest du dich freuen. Oooh!

Em  
 Sie liebt dich, yeah, yeah, yeah.  
 A  
 Sie liebt dich, yeah, yeah, yeah.  
 Cm  
 Denn mit dir allein  
 D G [riff 1]  
 Kann sie nur glucklich sein.

G Em  
 Du muBt jetzt zu ihr gehn  
 Bm D  
 Entschuldig' dich bei ihr.  
 G Em  
 Ja das wird sie verstehen  
 Bm D  
 Und dann verzeiht sie dir.

G  
 O ja, sie liebt Dich,  
 Em [riff 2]  
 Schoner kann es gar nicht sein.  
 Cm  
 Ja, sie liebt dich,  
 D  
 Und da solltest du dich freuen. Oooh!

Em  
 Sie liebt dich, yeah, yeah, yeah.  
 A  
 Sie liebt dich, yeah, yeah, yeah.  
 Cm  
 Denn mit dir allein  
 D G Em [riff 3]  
 Kann sie nur glucklich sein.  
 Cm  
 Denn mit dir allein  
 D G Em [riff 3]  
 Kann sie nur glucklich sein  
 Cm  
 Denn mit dir allein  
 D7 G [riff 2]  
 Kann sie nur glucklich sein!  
 Em

|                     |
|---------------------|
| -----               |
| -----               |
| -----               |
| -----0-----         |
| -----               |
| ---3-----2-----0--- |

Yeah, yeah, yeah.  
 C G6  
 Yeah, yeah, yeah, yeah.

"G6"  
 -0-  
 -3-  
 -0-  
 -0-  
 -2-  
 -3-

transcribed by Chris Sears  
 cts@mail.utexas.edu

**Long tall Sally**

LONG TALL SALLY  
 written by Robert Blackwell, Enotris Johnson, and Little Richard  
 tab transcribed by Collins Crapo

(later covered by the Beatles in the key of G)

F  
 I'm gonna tell Aunt Mary 'bout Uncle John  
 He claims he has the misery but he has a lot of fun

CHORUS:  
 Bb F C Bb F  
 Oh baby, yeah baby, wo baby, we'll be havin' some fun tonight

Verse 2:  
 Well, long tall Sally, she's built for speed  
 She's got everything that Uncle John needs

(chorus)

Verse 3:  
 I saw Uncle John with bald-headed Sally  
 He saw Aunt Mary comin' and he ducked back in the alley

(chorus)

(instrumental, pattern of verse-chorus-verse-chorus)

(repeat verse 2)

(chorus)

(repeat verse 3)

(chorus)

F  
 We're gonna have some fun tonight  
 Have some fun tonight  
 Bb  
 Have some fun tonight  
 F  
 Everything's all right  
 C Bb F



Have some fun, yeah, some fun tonight

**I call your name**

From: hb3@aixterm2.urz.uni-heidelberg.de (Franz Lemmermeyer)

I call your name (Lennon/McCartney)

```

 F#7 E7 B7 (hold)
|-----0--0-0--0-----0--0-0--2-
|-----2--2-2--2-----3--3-3--0-
|-----3--3-3--3---0---0-----1--1-1--2-
|----0-2--4--4--4-4--4-4---2---2-0---2--2--2-2--1-
|-2-----4--4-4--4-----2-----2--2-2--2-
|-----0--0-0--x-

```

```

 E7 C#7
I call your name but you're not there
 F#7 B7
Was I to blame for being unfair
 E7 C#7
Oh I can't sleep at night since you've been gone
 F#7 A
I never weep at night, I can't go on

```

```

 A
Don't you know I can't take it
 C#m
I don't know who can
 F#
I'm not going to make it
 C B7
I'm not that kind of man.

```

Oh I can't sleep at night but just the same  
 I ever weep at night I call your name.

C#7 x43404 (B7 moved up to frets)

```

`&' *****
Franz Lemmermeyer ** Die endgueltige *
Erwin-Rohde-Str. 19 ** Teilung *
69120 Heidelberg ** Deutschlands, *
(#) hb3@ix.urz.uni-heidelberg.de ** das ist unser *
/ O \ ***** Auftrag! ** Auftrag! *
(==) ***** Chlodwig Poth ****
`_ _ _' *****

```

**Slow down**

TAB: Slow Down  
 MUSIC BY: Larry Williams (Covered by the Beatles on the  
 Slow Down/Matchbox single)  
 TABBED BY: The Beatles Central Team (jpgr\_beatles@yahoo.com)

Intro:

The following two measures will be referred to from now on as Lick1. This lick is repeated many times throughout the song.

C

|   |         |                          |
|---|---------|--------------------------|
| E | -----   | -----                    |
| B | -----   | -----8--10--10p8--10p8-- |
| G | -----   | -----7/9-----            |
| D | -----   | -----                    |
| A | -----   | -----                    |
| E | -----   | -----                    |
|   | ^ ^ ^ ^ | ^ ^ ^ ^                  |

(Repeat Lick1 3 more times)

|   |         |                             |
|---|---------|-----------------------------|
|   | F       | (This is Lick2)             |
| E | -----   | -----                       |
| B | -----   | -----13--15--15p13--15-12-- |
| G | -----   | -----12/14-----13--         |
| D | -----   | -----                       |
| A | -----   | -----                       |
| E | -----   | -----                       |
|   | ^ ^ ^ ^ | ^ ^ ^ ^                     |

|   |               |                            |
|---|---------------|----------------------------|
| E | -----         | -----                      |
| B | -----/13----- | -----13--15--15p13--15-7-- |
| G | -----/14----- | -----12/14-----8--         |
| D | -----         | -----                      |
| A | -----         | -----                      |
| E | -----         | -----                      |
|   | ^ ^ ^ ^       | ^ ^ ^ ^                    |

|   |              |                          |
|---|--------------|--------------------------|
|   | C            |                          |
| E | -----        | -----                    |
| B | -----/8----- | -----8--10--10p8--10-7-- |
| G | -----/9----- | -----7/9-----8--         |
| D | -----        | -----                    |
| A | -----        | -----                    |
| E | -----        | -----                    |
|   | ^ ^ ^ ^      | ^ ^ ^ ^                  |

|   |              |                          |
|---|--------------|--------------------------|
| E | -----        | -----                    |
| B | -----/8----- | -----8--10--10p8--10p8-- |
| G | -----/9----- | -----7/9-----            |
| D | -----        | -----                    |
| A | -----        | -----                    |
| E | -----        | -----                    |
|   | ^ ^ ^ ^      | ^ ^ ^ ^                  |

|   |         |                             |
|---|---------|-----------------------------|
|   | G       | (This is Lick3)             |
| E | -----   | -----                       |
| B | -----   | -----15--17--17p15--17-12-- |
| G | -----   | -----14/16-----13--         |
| D | -----   | -----                       |
| A | -----   | -----                       |
| E | -----   | -----                       |
|   | ^ ^ ^ ^ | ^ ^ ^ ^                     |

|   |               |         |
|---|---------------|---------|
|   | F             |         |
| E | -----         | -----   |
| B | -----/13----- | -----   |
| G | -----/14----- | -----   |
| D | -----         | -----   |
| A | -----         | -----   |
| E | -----         | -----   |
|   | ^ ^ ^ ^       | ^ ^ ^ ^ |

C

|   |           |                              |
|---|-----------|------------------------------|
| E | -----     | -----                        |
| B | -7/8----- | -----8--10---10p8----10-7--- |
| G | -8/9----- | -7/9-----8---                |
| D | -----     | -----                        |
| A | -----     | -----                        |
| E | -----     | -----                        |
|   | ^ ^ ^ ^   | ^ ^ ^ ^                      |

|   |          |                            |
|---|----------|----------------------------|
| E | -----    | -----                      |
| B | -/8----- | -----8--10---10p8----10--- |
| G | -/9----- | -7/9-----                  |
| D | -----    | -----                      |
| A | -----    | -----                      |
| E | -----    | -----                      |
|   | ^ ^ ^ ^  | ^ ^ ^ ^                    |

Verse 1:

C

Well come on, pretty baby, won't you walk with me?  
 Come on, pretty baby, won't you talk with me?  
 Come on, pretty baby, give me one more chance  
 Try and save our romance! Slow down! F  
 (Play Lick2)

Bridge:

F C  
 Baby now you're movin' way too fast  
 (Play Lick1 twice)  
 You gotta gimme little lovin' F gimme little lovin' C Ow!  
 if you want our love to last  
 (Play Lick1 twice)

Verse 2:

C

Well I used to walk you home, baby, after school  
 carry your books home too  
 But now you got a boyfriend down the street  
 Baby what you tryin' to do a-do? You better slow down! F  
 (Play Lick2)

Bridge:

F C  
 Baby now you're movin' way too fast

(Play Lick1 twice)

You gotta gimme little lovin' <sup>G</sup> gimme little lovin' <sup>F</sup> Brr! <sup>C</sup>

if you want our love to last

(Play Lick1 once)

Solo:

C

|   |                |                   |
|---|----------------|-------------------|
| E | -----          | -----             |
| B | -----          | -----             |
| G | -----          | -----             |
| D | -----1-----    | -----1--3-----    |
| A | -----1h3-----  | -----3-----3----- |
| E | -----3--3----- | -----3-----3----- |
|   | ^ ^ ^ ^        | ^ ^ ^ ^           |

|   |                                |                           |
|---|--------------------------------|---------------------------|
| E | -----                          | -----                     |
| B | -----                          | -----                     |
| G | -----                          | -----                     |
| D | -----3/5-----5-----5\3--1----- | -----1--3-----            |
| A | -----3-----                    | -----1h3-----3-----3----- |
| E | -----                          | -----                     |
|   | ^ ^ ^ ^                        | ^ ^ ^ ^                   |

|   |                         |                     |
|---|-------------------------|---------------------|
| E | -----                   | -----               |
| B | -----                   | -----               |
| G | -----3-----             | -----               |
| D | -----/5-----5\3--1----- | -----1--3-----      |
| A | -----3-----             | -----1/3-----3----- |
| E | -----                   | -----               |
|   | ^ ^ ^ ^                 | ^ ^ ^ ^             |

|   |                          |                               |
|---|--------------------------|-------------------------------|
| E | -----                    | -----                         |
| B | -----                    | -----                         |
| G | -----3-----              | -----3-----3-----             |
| D | -----3/5-----5\3--1----- | -----3/5-----3/5-----3/5----- |
| A | -----                    | -----                         |
| E | -----                    | -----                         |
|   | ^ ^ ^ ^                  | ^ ^ ^ ^                       |

C

|   |                                |   |             |
|---|--------------------------------|---|-------------|
| E | -----                          | F | -----       |
| B | -----                          |   | -----       |
| G | -----3-----                    |   | -----       |
| D | -----3/5-----5\3--1-----3----- |   | -----3----- |
| A | -----                          |   | -----       |
| E | -----                          |   | -----1----- |
|   | ^ ^ ^ ^                        |   | ^ ^ ^ ^     |

|   |                                 |                    |
|---|---------------------------------|--------------------|
| E | -----                           | -----              |
| B | -----                           | -----              |
| G | -----                           | -----8-----10b(12) |
| D | -----3b(4)-----3b(4)-----1----- | -----8h10-----     |
| A | -----                           | -----10-----       |
| E | -----                           | -----              |
|   | ^ ^ ^ ^                         | ^ ^ ^ ^            |

C

|   |       |       |
|---|-------|-------|
| E | ----- | ----- |
| B | ----- | ----- |

|                                                                                                                                                                                                                        |                                                                                                                                                                                                 |
|------------------------------------------------------------------------------------------------------------------------------------------------------------------------------------------------------------------------|-------------------------------------------------------------------------------------------------------------------------------------------------------------------------------------------------|
| <p>G  -----10b(12)-10-----8----- </p> <p>D  -----10----- </p> <p>A  ----- </p> <p>E  ----- </p> <p style="text-align: center;">^        ^        ^        ^</p>                                                        | <p>-----8---10----- </p> <p>-----10----- </p> <p>----- </p> <p>----- </p> <p style="text-align: center;">^        ^        ^        ^</p>                                                       |
| <p>E  -----8----- </p> <p>B  -----8----- </p> <p>G  -----10b(12)-10b(12)-10b(12)p8----- </p> <p>D  ----- </p> <p>A  ----- </p> <p>E  ----- </p> <p style="text-align: center;">^        ^        ^        ^</p>        | <p>-----8-----8-----8-----8-- </p> <p>-----10b(12)-10b(12)-----10b(12)-10b(12) </p> <p>----- </p> <p>----- </p> <p style="text-align: center;">^        ^        ^        ^</p>                 |
| <p>E  ----- </p> <p>B  -----8----- </p> <p>G  -----10b(12)-10b(12)-(12)r10-8----- </p> <p>D  ----- </p> <p>A  ----- </p> <p>E  ----- </p> <p style="text-align: center;">^        ^        ^        ^</p>              | <p style="text-align: center;">G</p> <p>-----8----- </p> <p>-----10/12-12--10/12-- </p> <p>----- </p> <p>----- </p> <p style="text-align: center;">^        ^        ^        ^</p>             |
| <p>E  ----- </p> <p>B  -----8----- </p> <p>G  -----10/12-----10--8/12----- </p> <p>D  ----- </p> <p>A  ----- </p> <p>E  ----- </p> <p style="text-align: center;">^        ^        ^        ^</p>                     | <p style="text-align: center;">F</p> <p>-----8-----8----- </p> <p>-----7-----6----- </p> <p>----- </p> <p>----- </p> <p style="text-align: center;">^        ^        ^        ^</p>            |
| <p>E  -----8-----8-----8----- </p> <p>B  -----7-----7--6-----7----- </p> <p>G  ----- </p> <p>D  ----- </p> <p>A  ----- </p> <p>E  ----- </p> <p style="text-align: center;">^        ^        ^        ^</p>           | <p style="text-align: center;">C</p> <p>-----8-----8----- </p> <p>-----8-----8----- </p> <p>-----12)r10----- </p> <p>----- </p> <p style="text-align: center;">^        ^        ^        ^</p> |
| <p>E  -----8-----8----- </p> <p>B  -----8-----8----- </p> <p>G  -----10b(12)---10 10b(12)----- </p> <p>D  ----- </p> <p>A  ----- </p> <p>E  ----- </p> <p style="text-align: center;">^        ^        ^        ^</p> | <p>-----12)r10-10p8----- </p> <p>-----10--8--10-- </p> <p>----- </p> <p>----- </p> <p style="text-align: center;">^        ^        ^        ^</p>                                              |

Well, you

|                                                                                                                                                                                                       |
|-------------------------------------------------------------------------------------------------------------------------------------------------------------------------------------------------------|
| <p>E  -----8----- </p> <p>B  -----8h9-----8----- </p> <p>G  -----8-----8----- </p> <p>D  ----- </p> <p>A  ----- </p> <p>E  ----- </p> <p style="text-align: center;">^        ^        ^        ^</p> |
|-------------------------------------------------------------------------------------------------------------------------------------------------------------------------------------------------------|

Verse 2:

C

know that I love you, tell the world I do

Come on, pretty baby, why can't you be true?

I need you badly, baby, oh so bad



Guess I'll never be happy; everything I do is wrong.

Let me be your little dog 'til your big dog come.  
 Let me be your little dog 'til your big dog come.  
 When your big dog gets here, show him what this little puppy done

[Repeat Verse 1]

T. Lindsey (TPLBA@AOL)

***I feel fine***

From: hertzberg@netcad.enet.dec.com (Marc Hertzberg (History: Love it or leave it!))  
 Subject: TAB: I Feel Fine (Lennon/McCartney)

Disclaimer: The "I Feel Fine" riff is very difficult to make sound exactly authentic. Although I've tabbed out the basics here, there are subtleties which I haven't or may not have reflected, such as how notes ring, the exact sloppiness with which the riff should be played, etc.

Marc

I Feel Fine  
 (Lennon/McCartney)

The song begins with a single plucked "A" note, sounds like a bass guitar to me, which builds in feedback until the string is vibrating hard enough to cause a buzz.

The "I Feel Fine" riff (repeat as needed):

```

 D C
-----	-----
-----|-----12--11-----11-----10--9-----9--
-----|-----12--12--10-----14-----10--10--8-----12-----
-----|-----12-----12-----10-----10-----10-----
-----|-----10-----8-----
 G
-----	-----
-----|-----5--4-----4-----5--4-----4-----
-----|-----5--5--3-----7-----5--5--3-----7-----
-----|-----5-----5-----5-----5-----5-----
-----|-----3-----3-----

```

Verse 1:

```

 G
Baby's good to me you know she's happy as can be
 D
You know she said so
 C G
I'm in love with her and I feel fine

```

Verse 2:

```

 G
Baby says she's mine you know she tells me all the time

```

D  
 You know she said so  
           C                  G  
 I'm in love with her and I feel fine

Middle:

          G          Bm                  C                          D7  
 I'm so glad that she's my little girl  
          G          Bm                  Am                          D7  
 She's so glad she's telling all the world

Verse 3:

                  G  
 That her baby buys her things you know he buys her diamond rings  
                  D7  
 You know she said so  
           C                  G  
 I'm in love with her and I feel fine

Solo:

```

-|-----|-----|-----|-----|-----|-----|-----|-----|-----|-----|
-|-----6-----8-----6-----|-----|-----|-----|-----|-----|-----|
-|--5/7-----7/9-----5/7-----7\5--3-----|-----|-----|-----|-----|
-|-----|-----|-----|-----|-----|-----|-----5-----|-----|
-	-----	-----	-----	-----	-----	-----	-----	-----	-----

```

Then play magic "I Feel Fine" riff as band comes back in.

Then repeat from verse 2 to the end of verse 3, except instead of the very last line of verse 3, substitute:

          D7                  C                  G  
 She's in love with me and I feel fine  
  
          D7                  C                  G  
 She's in love with me and I feel fine

Beatles Tab by Marc Hertzberg  
 Digital Equipment Corporation  
 hertzberg@netcad.enet.dec.com

Tab Special Notations:

- 0---- play the open string ('fret zero')
- 5---- play fret five
- 5~---- play fret five with vibrato
- 5/7--- play fret five, slide up to fret seven
- 7\5--- play fret seven, slide down to fret five
- 7\5/7-- play fret seven, slide down to fret five, slide back up
- 8b(9)-- play fret eight, bend the string (at fret eight) to reach  
                   the pitch of fret nine
- b(9)8-- play fret eight already bent to the pitch of fret nine,  
                   unbending until it reaches the normal pitch of fret eight
- h7---- hammer-on to fret seven
- p5---- pull-off to fret five
- /7---- slide up to fret 7 (the starting fret of the slide is



```

 undefined, judge by ear)
---15\--- play fret 15, slide down (the ending fret of the slide is
 undefined, judge by ear)
---0h3--- play the open string and immediately hammer-on to fret
 three
---7p5--- play fret seven and immediately pull-off to fret five

```

```

>From: spxhaw@thor.cf.ac.uk (Howard Wright \(\???\))
>Subject: *** I Feel Fine - TAB ***

```

I Feel Fine - The Beatles

-----

tabbed by Howard Wright

I'm pretty sure the song is in G - but if I'm wrong then adjust the tab accordingly moving up or down a fret or two

INTRO:

-----

```

E-----
B-----
G-----12--11-----11-----10--9-----9---
D-----12-12-10---10--10--14--10-----10-10-8---8--8--12--8---
A-----12-12---12-----12-----10-10--10-----10-----
E---10-----8-----

```

```

E-----
B-----
G-----5--4-----4-----5--4-----4-----
D-----5-5-3---3--3--7--3-----5-5-3---3--3--7--3-----
A-----5-----5-----5-----5-----5-----5-----
E---3-----3-----

```

This is obviously just the same riff moved down to different positions. This is the main riff of the song.

In fact most of the song is just this riff played at the three different positions (G,C,D)

The only different bit is :

```

G Bm C D7
I'm so glad that she's my little girl

G Bm C D7
She's so glad she's telling all the world

```

The solo is over the G/C/D riff.

Enjoy!

Howard

**She's a woman**

TAB: She's A Woman

MUSIC BY: The Beatles (From the I Feel Fine single)

TABBED BY: The Beatles Central Team (jpgr\_beatles@yahoo.com)

Intro:

E7 / / / / D7 / / / / A7 / / / / / / / /

|        |        |       |
|--------|--------|-------|
| E -12- | E -10- | E -5- |
| B -15- | B -13- | B -8- |
| G -13- | G -11- | G -6- |
| D -12- | D -10- | D -5- |
| A -14- | A -12- | A -7- |
| E -12- | E -10- | E -5- |

Verse 1:

A7                    D7                    A7  
My love don't give me presents

A7                    D7                    A7  
I know that she's no peasant

D7  
Only ever has to give me

Love forever and forever

A7                    D7                    A7  
My love don't give me presents

E7  
Turn me on when I get lonely

D7  
People tell me that's she's only

A7                    D7                    A7  
foolin' I know she isn't

Verse 2:

A7                    D7                    A7  
She don't give boys the eye

A7                    D7                    A7  
She hates to see me cry

D7  
She is happy just to hear me

Say that I will never leave her

A7                    D7                    A7  
She don't give boys the eye

E7

She will never make me jealous

D7  
Gives me all her time as well as

A7                    D7                    A7  
lovin', Don't ask me why

Chorus:

C#m                                    F#  
She's a woman who understands

C#m                                    D                    E  
She's a woman who loves her man

Verse 3:

A7                    D7                    A7  
My love don't give me presents

A7                    D7                    A7  
I know that she's no peasant

D7  
Only ever has to give me

Love forever and forever

A7                    D7                    A7  
My love don't give me presents

E7  
Turn me on when I get lonely

D7  
People tell me that's she's only

A7                    D7                    A7  
foolin' I know she isn't

Chorus:

C#m                                    F#  
She's a woman who understands

C#m                                    D                    E  
She's a woman who loves her man

A7                    E7                    A7  
                  Woo oo oo woo

Solo:

A7

|   |                   |                             |
|---|-------------------|-----------------------------|
| E | -----8-----5----- | -----                       |
| B | -----             | -----                       |
| G | -----             | -7b9r7-----7b9r7-----5----- |
| D | -----7-----       | -----                       |

A |-----|-----|  
 E |-----|-----|  
 ^ ^ ^ ^ ^ ^

A7  
 E |-----8-----5-----|-----|  
 B |-----|-----|  
 G |-----7b9r7-----7b9r7-----5-----|  
 D |-----7-----|-----|  
 A |-----|-----|  
 E |-----|-----|  
 ^ ^ ^ ^ ^ ^

D7  
 E |-----10-----8-----|-----7-----7-----7\--5-----|  
 B |-----|-----|  
 G |-----/11-----9-----7-----|-----7-----7-----7\--5-----|  
 D |-----|-----|  
 A |-----|-----|  
 E |-----|-----|  
 ^ ^ ^ ^ ^ ^

A7  
 E |-----5-----3-----|-----2---2-----2---0-----|  
 B |-----|-----|  
 G |-----/6-----4-----2-----|-----2---2-----2---2-----|  
 D |-----|-----|  
 A |-----|-----|  
 E |-----|-----|  
 ^ ^ ^ ^ ^ ^

E7  
 E |-----7-----|-----10-----10\--8-----|  
 B |-----3-----|-----|  
 G |-----/4-----/7-----7-----|-----/11-----11\--9-----|  
 D |-----|-----|  
 A |-----|-----|  
 E |-----|-----|  
 ^ ^ ^ ^ ^ ^

A7  
 E |-----8-----5-----|-----|  
 B |-----|-----|  
 G |-----7b9r7-----7b9r7-----5-----|  
 D |-----|-----|  
 A |-----|-----|  
 E |-----|-----|  
 ^ ^ ^ ^ ^ ^

Chorus:

C#m F#  
 She's a woman who understands

C#m D E  
 She's a woman who loves her man

Verse 4:

A7 D7 A7  
 She don't give boys the eye

A7                    D7                    A7  
She hates to see me cry

D7  
She is happy just to hear me

Say that I will never leave her

A7                    D7                    A7  
She don't give boys the eye

E7  
She will never make me jealous

D7  
Gives me all her time as well as

A7                    D7                    A7  
lovin', Don't ask me why

Coda:

A7  
She's a woman

She's a woman

                  D7  
She's a woman

                  A7  
She's a woman

                  E7  
She's a woman...

-----  
| Tabbed By the Beatles Central Team (jpgr\_beatles@yahoo.com) |  
| Visit Beatles Central for every major release by The Beatles |  
| in MIDI and Tab form (over 250 songs), as well as biographies. |  
|     [http://members.tripod.com/~jpgr\\_beatles/index.html](http://members.tripod.com/~jpgr_beatles/index.html) |  
-----

**Bad boy**

Song - BAD BOY.  
Album - PAST MASTERS 1.  
Artist - BEATLES  
Written by - LARRY WILLIAMS  
Tabbed by - lennon.mccartney@excite.com

Fast tempo. Repeat riffs throughout.

                  C  
E |-----|  
B |-----|  
G |-----2--2-|  
D |-----2--2--5--5-----|  
A |---3--3-----|

E|-----|

(Verse 1)

A bad little kid moved in-to my neighborhood.  
 He won't do nothing right just sitting down and looks so good.

(Verse 2)

Buys every rock and roll book on the magazine stand.  
 Every dime that he get is lost to the jukebox man.

(Verse 3)

Going tell your mama you better do what she said.  
 Get to the barber shop and get that hair cut off your head.

F

|   |                        |
|---|------------------------|
| E | -----                  |
| B | -----                  |
| G | -----7--7-             |
| D | -----7--7--10--10----- |
| A | ---8--8-----           |
| E | -----                  |

(Verse 1)

He don't want to go to school and learn to read and write.

(Verse 2)

Well he worries his teacher till at night she's ready to poop.

(Verse 3)

Threw the canary and you fed it to the neighbors cat.

C

|   |                      |
|---|----------------------|
| E | -----                |
| B | -----                |
| G | -----2--2-           |
| D | -----2--2--5--5----- |
| A | ---3--3-----         |
| E | -----                |

(Verse 1)

Just sits around the house and plays the rock and roll music all night.

(Verse 2)

From rocking and a-rolling spinning in a hula hoop.

(Verse 3)

You gave the cocker spaniel a bath in mother's laundramat.

G

F

C

|   |                       |                 |                 |
|---|-----------------------|-----------------|-----------------|
| E | -----                 | -----           | -----           |
| B | -----                 | -----           | -----           |
| G | -----                 | -----           | -----           |
| D | -----                 | -----           | -----           |
| A | --10 10 10 10--10-10- | --8-8-8-8--8-8- | --3-3-3-3--3-3- |
| E | -----                 | -----           | -----           |

(Verse 1)

Well, he put some tacks on teachers chair  
 Puts some gum in little girl's hair.

(n/c)

Hey, junior, behave yourself.

(Verse 2)

Well this rock and roll has got to stop.

Junior's head is hard as rock.

(n/c)

Now, junior, behave yourself.

(Verse 3)

Well, mama's head has got to stop.

Junior's head is hard as rock.

(n/c)

Now, junior, behave yourself

CHORDS.

Versel.

C

A bad little kid moved into my neighborhood

He won't do nothing right just sitting down and looks so good

F

He don't want to go to school and learn to read and write

C

Just sits around the house and plays the rock and roll music all night

G

Well, he put some tacks on teachers chair

F

Puts some gum in little girl's hair

C

Hey, junior, behave yourself

Verse2

C

Buys every rock and roll book on the magazine stand

Every dime that he get is lost to the jukebox man

F

Well he worries his teacher till at night she's ready to poop

C

From rocking and a-rolling spinning in a hula hoop

G

Well this rock and roll has got to stop

F

Junior's head is hard as rock

C

Now, junior, behave yourself

Verse3

C

Going tell your mama you better do what she said





This is what I said tonight  
 For red is the colour that will make me blue  
                   D                                          C#m  
 In spite of you, it's true  
           E7                                          G#  
 Yes it is, it's true

Yes it is

          Bm                                  E7                                  A                                  F#m  
 I could be happy with you by my side  
 Bm                                  E7                                  C#m  
 If I could forget her, but it's my pride

Yes it is, yes it is  
                                   F#7                                  B7  
 Oh, yes it is, yeah

Please don't wear red tonight  
 This is what I said tonight  
 For red is the colour that will make me blue

          D                                          C#m  
 In spite of you, it's true

          E  
 finish like in the anthology 2,  
 Yes it is, it's true  
 in the original:

a little riff for a  
                                                           i dont know

          A                                  E  
 -----0-----

Yes it is, it's true  
 -----0-----2-----

-----1-----

-----  
 -----

-----

>From Rodolfo Caballero L.  
 rcaballe@infosel.net.mx

**I'm down**

TAB: I'm Down  
 MUSIC BY: The Beatles (From the Help!/I'm Down Single)  
 TABBED BY: The Beatles Central Team (jpgr\_beatles@yahoo.com)

Verse 1:

          G  
 You tell lies thinkin' I can't see  
  
 You can't cry cause you're laughin' at me

Chorus:

          C  
 I'm down (I'm really down)  
           G

I'm down (Down on the ground)

C

I'm down (I'm really down)

D7 G

How can you laugh when you know I'm down?

D7 G

(How can you laugh) when you know I'm down?

Verse 2:

G

Man buys ring woman throws it away

Same old thing happen every day

Chorus:

C

I'm down (I'm really down)

G

I'm down (Down on the ground)

C

I'm down (I'm really down)

D7 G

How can you laugh when you know I'm down?

D7 G

(How can you laugh) when you know I'm down?

Solo:

G

|   |                           |                         |
|---|---------------------------|-------------------------|
| E | -----                     | -----                   |
| B | -----                     | -----                   |
| G | -----                     | -----                   |
| D | -----                     | -----                   |
| A | -----3h5-----5-----1----- | -----1-----1-----3----- |
| E | -----3-----               | -----3-----             |
|   | ^ ^ ^ ^                   | ^ ^ ^ ^                 |

|   |                     |                                     |
|---|---------------------|-------------------------------------|
| E | -----               | -----                               |
| B | -----               | -----                               |
| G | -----               | -----                               |
| D | -----3-----3-----   | -----5b(7)---5b(7)---(7)r5---3----- |
| A | -----3h5-----5----- | -----                               |
| E | -----3-----         | -----                               |
|   | ^ ^ ^ ^             | ^ ^ ^ ^                             |

C

|   |                     |                                     |
|---|---------------------|-------------------------------------|
| E | -----               | -----                               |
| B | -----               | -----                               |
| G | -----3-----         | -----5b(7)---5b(7)---(7)r5---3----- |
| D | -----3-----         | -----                               |
| A | -----3h5-----5----- | -----                               |
| E | -----3-----         | -----                               |
|   | ^ ^ ^ ^             | ^ ^ ^ ^                             |

G

|   |                         |                             |
|---|-------------------------|-----------------------------|
| E | -----                   | -----                       |
| B | -----                   | -----3(vib)-----3(vib)----- |
| G | -----3-----             | -----                       |
| D | -----5-----5-----5----- | -----                       |

A |-----|-----|  
 E |-----|-----|  
 ^ ^ ^ ^ ^ ^ ^ ^

D7

E |-----|-----|  
 B | -3(vib)-----3(vib)-----| -3(vib)--3(vib)--3(vib)-----|  
 G |-----|-----|-----3(vib)-|  
 D |-----|-----|  
 A |-----|-----|  
 E |-----|-----|  
 ^ ^ ^ ^ ^ ^ ^ ^

G

E |-----|-----|  
 B |-----|-----|  
 G |-----|-----|  
 D | -5-----|-----3-----|  
 A |-----|-----1-----3-----| -3/5-----5/3-----1-----|  
 E |-----|-----3-----|-----|  
 ^ ^ ^ ^ ^ ^ ^ ^

Verse 2:

G  
 We're all alone and there's nobody else  
 Still she'll moan "Keep your hands to yourself!"

Chorus:

C  
 I'm down (I'm really down)  
 G  
 I'm down (Down on the ground)  
 C  
 I'm down (I'm really down)  
 D7 G  
 How can you laugh when you know I'm down?  
 D7 G  
 (How can you laugh) when you know I'm down? Woo!

Instrumental:

G  
 C G  
 D7 C G D7  
 Ah baby you know I'm down

Coda:

G  
 (I'm really down) I guess I'm down  
 G  
 (I'm really down) I'm down on the ground  
 C  
 (I'm really down) I'm down  
 G D7  
 (I'm really down) Ah baby I'm upside down



## The Beatles Past Masters 2

07 March 1988 UK (Parlophone)



### Day Tripper

TAB: Day Tripper

MUSIC BY: The Beatles (Released as a Single)

TABBED BY: Eggman - 16 Dec 1998 (eggman98@hotmail.com)

This is that note that seems to appear before every tab found on the Internet telling you how good the song is ...like you didn't know!

I know that Riff 3 isn't exactly right and probably doesn't strum the C# and B chords, but if you're playing on your own then it sounds ok! Alternatively, you could carry the pattern of the first part of the riff throughout.

#### Riff 1 (Verse)

```
E-----
B-----
G-----
D-----2--0-----4-----0-2-----
A-----2-----2-----2-----
E--0--3-4-----
```

#### Riff 2 (Verse)

```
E-----
B-----
G-----2--0-----4-----0-2-----
D-----2-----2-----2-----
A--0--3-4-----
E-----
```

#### Riff 3 (Chorus)

|   |               |            |           |                    |              |                        |
|---|---------------|------------|-----------|--------------------|--------------|------------------------|
|   | F#            | A          | G#        | C#                 | B            |                        |
| E | -----         | -----      | -----     | -----              | -----        | -----                  |
| A | ---x8-----    | x2-----    | x2-----   | -----              | -----        | -----                  |
| D | -----         | -----      | -----     | 10-10-10-10-10-10- | 8-8-8-8-8-8- | -----                  |
| G | ---4-----     | ---7-----  | ---6----- | 11-11-11-11-11-11- | 9-9-9-9-9-9- | -----                  |
| B | ---4-4-4-4-/- | 7-7-7-7-/- | 6-6-6-6-  | 11-11-11-11-11-11- | 9-9-9-9-9-9- | -----                  |
| E | ---2-2-2-2-/- | 5-5-5-5-/- | 4-4-4-4-  | 9-----             | 9-----       | 9-----7-7-7-7-7-7----- |

<----Light palm mute----->

Riff 4 (Bridge)

```

E-----
A-----
D-----5-----6-----5-----
G-----5-----7--5-----5-7-----
B-----5-6-----
E--7-----

```

Riff 5 (Solo)

BU BD

```

E-----12-14(15)(15)14-12-----
A--PB-----BU--10--BD-----13-13-15-13-15-----13-----
D--(8)7---7-9(11)---(11)9-----9-9-9-9-
G-----9-----9-9-9-9-
A-----
E-----

```

Lead Guitar:

```

Intro : Riff 1 (x3)
Verse1 : Riff 1 (X4), Riff 2, Riff 1
Chorus : Riff 3
Verse2 : Riff 1 (X4), Riff 2, Riff 1
Chorus : Riff 3
Bridge : Riff 4 (x3), Riff 5 (Solo)
Verse3 : Riff 1 (X4), Riff 2, Riff 1
Chorus : Riff 3
Outro : Riff 1 (x9 Fade out)

```

Lyrics \ Rhythm Guitar:

Verse 1:

```

E7
Got a good reason

For taking the easy way out
A7
Got a good reason
E7
For taking the easy way out now

```

Chorus:

```

F#
She was a day tripper

One way ticket yeah
A7 G#7
It took me so long
C# B
To find out, and I found out

```

Verse2:

```

E7
She's a big teaser

```

She took me half the way there  
 A7  
 She's a big teaser  
 E7  
 She took me half the way there now

Chorus:

                                  F#  
 She was a day tripper  
  
 One way ticket yeah  
                                  A7  
 It took me so long  
          G#7                  C#  
 To find out, and I found out

Bridge:

B  
 Ahh ahh ahh, ahh ahh, ahh

Verse3:

E7  
 Tried to please her  
  
 She only played one night stands  
 A7  
 Tried to please her  
 E7  
 She only played one night stands now

Chorus:

F#  
 She was a day tripper  
  
 Sunday driver yeah  
                                  A7  
 It took me so long  
          G#7                                  C#  
 To find out, and I found out

Outro:

E7  
 Day tripper  
 Day tripper yeah  
 Day tripper  
 Day tripper yeah  
 Day tripper

-----  
 | Tablature Explained

-----  
 | --PB--      Bend the note up from the 7th fret to the pitch of the  
 | -(8)7-      8th fret then pick the string and bend back down  
 |  
 | --BU--      Pick the string at the 9th fret then bend it up to meet  
 | -9(11)      the pitch of the 11th fret  
 |

|        |                                                        |
|--------|--------------------------------------------------------|
| --BD-- | Pick the 9th fret already bent up to the pitch of the  |
| -(11)9 | 11th fret then bend back down to the correct pitch     |
| -4-/-7 | Play the first two frets together then slide up to the |
| -2-/-5 | next frets indicated                                   |

Transcribed by the Eggman  
eggman98@hotmail.com

## We can work it out

From: Howard Wright (Hman) <spxhaw@thor.cf.ac.uk>  
Subject: beatles/we\_can\_work\_it\_out.crd  
Date: Wed, 6 Dec 1995 10:52:09 +0000 (GMT)

We Can Work It Out - The Beatles

-----

tabbed by Howard Wright  
H.Wright@astro.cf.ac.uk

Verse 1:

-----

D                   Dsus4 D  
Try to see it my way

                  Dsus4                   C                   D  
Do I have to keep on talking till I can't go on

D                   Dsus4 D  
Why do you see it your way ?

D                                   Dsus4                   C                   D  
There's a chance that we might fall apart before too long

Chorus:

-----

G                   D  
We can work it out

G                   A  
We can work it out

Verse 2:

-----

D                                   Dsus4 D  
Think of what you're say - ing

D                   Dsus4                   C                   D  
You can get it wrong and still you think that it's all right

D                   Dsus4 D  
Think of what I'm say - ing



D                      Dsus4                      C                      D  
 We can work it out and get it straight or say goodnight

Chorus:  
 -----

G                      D  
 We can work it out

G                      A  
 We can work it out

Middle 8 :  
 -----

Bm                                      Bm/A                      G      F#7sus4  
 Life is very hard and there's no time

            F#                      Bm                      Bm/A                      Bm/G                      Bm/F#  
 For fussing and fighting my friend

Bm                                      Bm/A      G      F#7sus4  
 I have always thought that it's a crime

            F#              Bm              Bm/A Bm/G      Bm/F#  
 So I will ask you once again

Then back to another verse. Can't remember the other words - chords as before.  
 Then another chorus, middle 8, verse, chorus. End on D Dsus4 D.

Chord Shapes :  
 -----

|                  |                  |                  |                  |                  |                  |
|------------------|------------------|------------------|------------------|------------------|------------------|
| EADGBE<br>xx0232 | EADGBE<br>xx0233 | EADGBE<br>x32013 | EADGBE<br>320003 | EADGBE<br>x02220 | EADGBE<br>x24432 |
| D                | Dsus4            | C                | G                | A                | Bm               |
| EADGBE<br>x04432 | EADGBE<br>242422 | EADGBE<br>244322 | EADGBE<br>3x4432 | EADGBE<br>2x4432 |                  |
| Bm/A             | F#7sus4          | F#               | Bm/G             | Bm/F#            |                  |

From: sennet@ocf.berkeley.edu (Sennet Williams)  
 Subject: Re: Need crds- SIMP- "we can work it out"  
 Date: 10 Dec 1992 04:17:22 GMT

You asked for just chords, but someone else might want the whole song. Glen Macon posted it this summer, but the lyrics were off as I recall. Anyway, here it is correct(I think) except that it is in G instead of D.

. WE CAN WORK IT OUT (Beatles)

.  
Verse 1:

G C G G C F G  
Try to see it my way. Do I have to keep on talking till I can't go on  
G C G  
While you see it your way  
G C F G  
Run the risk of knowing that our love may soon be gone  
C G C D  
We can work it out, we can work it out

.  
verse 2:

G C G  
Think of what you're saying  
G C F G  
You can get it wrong and still you think that it's all right  
G C G  
Think of what I'm saying  
G C F G  
We can work it out and get it straight or say goodnight  
C G C D  
We can work it out, we can work it out

. Em Am B  
CHORUS: Life is very short and there's no time  
. | B Em D C D  
. | For fussing and fighting my friend  
. | Em Am B  
. | I have always thought that it's a crime  
. | B Em D C D  
. | So I will ask you once again

G C G  
Try to see it my way  
G C F G  
Only time will tell if I am right or I am wrong  
G C G  
While you see it your way  
G C F G  
There's a chance that we might fall apart before too long  
C G C D  
We can work it out, we can work it out

.  
(CHORUS)

.  
repeat 1st verse (end on G)

.  
From: Glen Macon

Chord chart: (SIMPed by Sennet)

string: E A D G B e E A D G B e  
Am 0 0 2 2 1 0  
B - 2 4 4 4 2  
C - 3 2 0 1 0  
D x - 0 2 3 2  
Em 0 2 2 0 0 0  
F 1 3 3 2 1 1  
G 3 2 0 0 0 3

Notice this file  
-has complete lyrics

-fits on one page  
-Is easy to play.  
If anyone wants to exchange more in this format, Email me.

**Paperback writer**

See in "Hey Jude"

**Rain**

See in "Hey Jude"

**Lady Madonna**

See in "Hey Jude"

**The inner light**

The Inner Light - The Beatles

Tabbed by Adam Bishop

Tuning - Eb Bb Eb Eb Eb Eb

There is no guitar in this song so I just made up that tuning. All you need are the top three strings anyway. The actual instruments in this song, according to the book Revolution in the Head by Ian MacDonald, are a harmonium, a flute, a shehnai, a tabla, a pakhavaj, and a sarod. I looked these up on the Internet, and it looks like the sarod is used for the parts I've tabbed out, with the harmonium mixing in with it to get the constant Eb notes. The tabla and pakhavaj are percussion instruments, and the shehnai and flute are of course the wind instruments you hear.

Harmonium intro:

Eb|-----  
Eb|-----  
Eb|--0--  
Eb|-----  
Bb|-----  
Eb|-----

Rest of intro (sarod):

Eb|--0--0--0--0--4p0--0--5p0-5p0-4p0-2p0--0--0-0-0--0-0-0--0-0-0--0-0-0--  
Eb|--0--0--0--0--4p0--0--5p0-5p0-4p0-2p0--0--0-0-0--0-0-0--0-0-0--0-0-0--  
Eb|--0--0--0--0--0--0--0--0--0--0--0--0--0--0--0--0--0--0--0--0--0--  
Eb|-----  
Bb|-----  
Eb|-----

Eb|--0-0-0--0-0-0--0-0-0--7--7-7-5--5-5-4--4-4-2--2-2-5--5-5-4--4-4-2--  
Eb|--0-0-0--0-0-0--0-0-0--7--7-7-5--5-5-4--4-4-2--2-2-5--5-5-4--4-4-2--  
Eb|--0-0-0--0-0-0--0-0-0--0--0-0-0--0-0-0--0-0-0--0-0-0--0-0-0--0-0-0--  
Eb|-----  
Bb|-----  
Eb|-----

Eb|--2-2-0--0-0-0-5-5-4-4-4-2--2-2-5--5-5-4--4-4-2--2-2-0--12-12-12-12--  
Eb|--2-2-0--0-0-0-5-5-4-4-4-2--2-2-5--5-5-4--4-4-2--2-2-0--12-12-12-12--  
Eb|--0-0-0--0-0-0-0-0-0-0-0-0--0-0-0--0-0-0--0-0-0--0-0-0--0-0-0--0-0-0--



The farther one travels  
The less one knows  
The less one really knows

Eb | --12--12-12-10--10-10-9--9-9-7--7-7-12--12-12-10--10-10-9--9-9-7--  
 Eb | --12--12-12-10--10-10-9--9-9-7--7-7-12--12-12-10--10-10-9--9-9-7--  
 Eb | ---0---0--0--0---0--0-0--0-0-0--0-0--0---0--0--0---0-0-0--0-0-0--  
 Eb | -----  
 Bb | -----  
 Eb | -----

Eb | --12-12--12-12--12-12--12-12--12-12--12-12--12-12--12-12--  
 Eb | --12-12--12-12--12-12--12-12--12-12--12-12--12-12--12-12--  
 Eb | ---0--0---0--0---0--0---0--0---0--0---0--0---0--0---0--0--  
 Eb | -----  
 Bb | -----  
 Eb | -----

Eb | --7--7-7-5--5-5-4--4-4-2--2-2-5--5-5-4--4-4-2--2-2-0--12-12-12-12--  
 Eb | --7--7-7-5--5-5-4--4-4-2--2-2-5--5-5-4--4-4-2--2-2-0--12-12-12-12--  
 Eb | --0--0-0-0--0-0-0--0-0-0--0-0-0--0-0-0--0-0-0--0-0-0--0-0-0--0-0-0--  
 Eb | -----  
 Bb | -----  
 Eb | -----

Eb | --10-10-10-10-9-9-9-9-7-7-7-7-5-5-5-5-4-4-4-4-2-2-2-2-0-0-0-0--  
 Eb | --10-10-10-10-9-9-9-9-7-7-7-7-5-5-5-5-4-4-4-4-2-2-2-2-0-0-0-0--  
 Eb | ---0--0--0--0--0-0-0-0-0-0-0-0-0-0-0-0-0-0-0-0-0-0-0-0-0-0-0--  
 Eb | -----  
 Bb | -----  
 Eb | -----

Arrive without travelling  
See all without looking  
Do all without doing

The Eb|--4h5h7-- part is played on shehnai and repeated

**Hey Jude**

See in "Hey Jude"

**Revolution**

See "Revolution 1" in "The Beatles" aka "The white album"

**Get back (with Billy Preston)**

See in "Let it be"

**Don't let me down**

See in "Hey Jude"

**The ballad of John and Yoko**

See in "Hey Jude"

**Old brown shoe**

See in "Hey Jude"

**Across the universe**

See in "Let it be"

**Let it be**

See in "Let it be"

**You know my name (Look up the number)**

Date: Sun, 5 Nov 1995 00:50:54 -0500

From: mhw8@cornell.edu (Matthew Wickwire)

Subject: Beatles - You know my name, Look up my number

You know my name (Look up my number)  
-Lennon/McCartney

This is a "classic" Beatles tune

When I was a kid I had the 45 for Let it Be  
this is the b-side  
I think I got more of a kick out of this  
Enjoy!

Intro

G/D      A      D    F#m  
G      A    D    F#m    G    A

G                    Bb+  
You know my name,

Bm                    E7  
Look up the number

G                    D      Em  
You know my name

                  A7  
Look up the number

D      F#m              G                    A7  
You, you know, you know my name,

D      F#m              G                    A7  
You, you know, you know my name,

Tacet (bongoes w/ Latin feel)

Spoken

"Good evening and welcome to Slaggers  
featuring Denis O'Bell"

D                    A7  
                  Ah Ringo

D  
Let's hear it for Denis

A7  
Good evening  
(w/Lounge feel)

G F#+  
You know my name

Bm E7  
Better look up my number

G D  
You know my name

Em A7  
That's right, Look up my number

D  
You,

You know,

G A  
You know my name

D  
You,

You know,

G A  
You know my name

G F#+  
You know my name

Bm  
Ba Ba Ba Ba Ba Ba Ba Ba Ba Ba

E7  
Look up my number

G D  
You know my name

Em A7  
That's right, Look up the number

D  
Oh, you know, you know

Em A7  
You know my name

D Em A7  
You know, you know you know my name,

G  
Huh huh huh huh

F#+  
You know my name

F# Bm  
Ba ba ba pum

E7  
Look up the number

G                    D        Em  
You know my name

                  A7  
Look up the number

D                    Em  
You-a, you know, you know my name

A7    D                    Em7                    A13        D  
Baby you-a, you know, you know my name

                  Em7                    A13  
You know you know my name

D                    Em7        A13  
You know you know my name

Spoken:  
"Go on Denis, Let's hear it for Denis O'bell"

D                    G                    A7  
You know, you know, you know my name

D                    G                    A7  
You know, you know, you know my name

G  
Prrr you know my name

D/f#  
Look up the number

Bm  
You know my name

Em                    G  
Look up the number

D  
You know,

Em  
You know my name

A7  
Look up the number

(at this point the song gets weird)

D  
You know my number three

                  G                    A7  
You know my number two

D  
You know my number three

                  G                    A7  
You know my number four



D  
You know my name

G G#dim7  
You know my number too

A7  
You know my name, you know my number

What's up with you?

D6  
You know my name

That's right yeah.

End lyrics

I'll include the final Jazzy chords for completeness,  
You'll probably have to listen to the record  
it's played on a piano, so it's not 100%

Includ various background noises (Vomitting?)

(one line per measure 4/4 time)

D  
G A7sus  
D  
Gmaj9  
G  
F#+ Bm

E9  
G D  
Em  
A7  
D  
G A7  
D  
G A7  
G  
F#+  
Bm  
E9  
G D  
Em7  
A7  
D  
G A7  
D  
G A7  
D  
A  
G#dim7  
D A7sus  
D13

end

```

 E A D G B E
G/D X X 0 0 0 3
A X 0 2 2 2 0
D X X 0 2 3 2
F#m 2 4 4 2 2 2
G 3 2 0 0 0 3
Bb+ X X 0 3 3 2
Bm x 2 4 4 3 2
e7 0 2 0 1 0 0
Em 0 2 2 0 0 0
A7 X 0 2 0 2 0
F#+ X X 4 3 3 2
F# 2 4 4 3 2 2
Em7 0 2 0 0 0 0
A13 X 0 2 0 2 2
D/F# 2 X 0 2 3 X
G#dim7
 X X 3 4 3 4
D6 X X 0 2 0 2
A7sus X X 2 2 3 3
Gmaj9 X X 2 1 4 2 (4th Fret)
E9 0 2 0 1 0 2
D13 X 2 1 2 2 4 (4th Fret)

```

"I'd prefer acupuncture by an amateur"

- Cassandra Anderson

Later

Any comments , insults

Matt Wickwire

mhw8@cornell.edu

## Other Hits

**To know her is to love her (from The Beatles Live at BBC)**

To Know Her Is To Love Her - JOHN LENNON - MENLOVE AVE (1986)

TO KNOW HER IS TO LOVE HER  
 (Spector)  
 (c) Mother Bertha Music Inc

## Chords used:

EADGBE  
 A: x02220  
 D: xx0232  
 B: 224442  
 E: 022100  
 B7: x21202  
 C: x32010  
 C#m: 446654  
 F#: 244322  
 G: 320003

E  
 To know, know, know her  
 B  
 Is to love, love, love her  
 C#m  
 Everyone said there'll come a day  
 A  
 When I, I walk alongside of her  
 E  
 Yeah, just to know, know, know her  
 B  
 Is to love, love, love her  
 E  
 You know that I do  
 A  
 You know that I do  
 E B7  
 Yeah, I do, oh, I do  
 G D  
 Why, why can't she see  
 C B7  
 Oh how, how blind can she be  
 G E C B7  
 Someday she'll see  
 F# B7  
 That she was meant just for me, oh yeah

To know, know, know her  
 Is to love, love, love her  
 Just, just to see her smile  
 Makes my life worthwhile  
 Yeah, just to know, just to know her  
 You know is to love, love, love, love her  
 You know that I do  
 You know that I do  
 Yeah, I do

**Free as a bird (from Anthology 1)**

Date: Mon, 06 Apr 1998 16:38:20 -0500  
 From: Miller <justmiller@mindspring.com>  
 Subject: b/beatles/free\_as\_a\_bird.tab

From: justmiller@mindspring.com  
 Subject: Free As A Bird by the Beatles

Here is the first of the two new Beatles songs from the Anthology series. The other tab already in the archive is a little hard to follow, so I figured out the intro for myself and wrote them down. This song features some ingenious slide work from George which isn't really very hard to learn. The hard part (for me) is getting the tone and sustain that he gets, especially on the wide vibrato on the first note of the solo. Anyway, just have fun with this great song! - Zach

Free As A Bird  
 Words and Music by John Lennon

A: x02220 F#m: 244222 Dm: xx0231 E: 022100  
 G: 320003 C: x32010 Esus4: 022200 Fmaj7: x32210  
 F#m7b5: 202210 A/G: 3x2220 Am: x02210 Fm: 133111

Intro w/slide

|       |       |       |         |       |       |       |              |
|-------|-------|-------|---------|-------|-------|-------|--------------|
| A     | F#m   | Dm    | E       | A     | F#m   | Dm    | E            |
| ~~~~~ |       |       |         | ~~~~~ |       |       |              |
| ----- | ----- | ----- | -----   | ----- | ----- | ----- | -----        |
| -/5-  |       |       | -5\1/2- | -/2-  |       |       | (4\ )2/7-\5- |
| ----- | ----- | ----- | -----   | ----- | ----- | ----- | -----        |
| ----- | ----- | ----- | -----   | ----- | ----- | ----- | -----        |

|       |       |       |                  |       |       |       |       |
|-------|-------|-------|------------------|-------|-------|-------|-------|
| A     | F#m   | Dm    | G                | C     | Am    | Esus4 | E     |
| ~~~~~ |       |       |                  | ~~~~~ |       |       |       |
| ----- | ----- | ----- | -----            | ----- | ----- | ----- | ----- |
| -/2-  |       |       | -5-8\5/6/8(\ )5- |       |       |       |       |
| ----- | ----- | ----- | -----            | ----- | ----- | ----- | ----- |
| ----- | ----- | ----- | -----            | ----- | ----- | ----- | ----- |

Verse 1

A F#m Dm E      A F#m  
 Free as a bird  
 Dm E      A F#m  
 It's the next best thing to be  
 Dm G C Am Esus4 E  
 Free as a bird

A F#m Dm E      A F#m  
 Home, home and dry  
 Dm E      A F#m  
 Like a homing bird I'll fly  
 Dm G C Am Esus4 E

As a bird on wings

Bridge 1

Fmaj7 F#m7b5  
 What ever happened to the life that we once knew  
 G A A/G  
 Can we really live without each other  
 Fmaj7 F#m7b5  
 Where did we loose the touch, that seemed to mean so much  
 G E  
 It always made me feel so

Verse 1

A F#m Dm E A F#m  
 Free as a bird  
 Dm E A F#m  
 It's the next best thing to be  
 Dm G C Am Esus4 E  
 Free as a bird

A F#m Dm E A F#m  
 Home, home and dry  
 Dm E A F#m  
 Like a homing bird I'll fly  
 Dm G C Am Esus4 E  
 As a bird on wings

Bridge 2

Fmaj7 F#m7b5  
 What ever happened to the life that we once knew  
 G E  
 Always made me feel so free

Guitar Solo w/slide

|           |               |             |                  |       |    |    |   |
|-----------|---------------|-------------|------------------|-------|----|----|---|
| C         | Am            | Fm          | G                | C     | Am | Fm | G |
| ~~~~~     |               |             |                  | ~~~~~ |    |    |   |
| -/17----- | -----18/20--- | -20\17----- | -13/16\15--8/--- |       |    |    |   |
| -----     | -----         | -----       | -----            |       |    |    |   |
| -----     | -----         | -----       | -----            |       |    |    |   |
| -----     | -----         | -----       | -----            |       |    |    |   |

|                    |                |           |   |       |         |
|--------------------|----------------|-----------|---|-------|---------|
| C                  | Am             | Fm        | G | A     | F#m ... |
|                    |                |           |   | ~~~~~ |         |
| -12--12/17\12----- | -8/11\10---3-- | ---9----- |   |       |         |
| -----              | -----          | -----     |   |       |         |
| -----              | -----          | -/9-----  |   |       |         |
| -----              | -----          | -----     |   |       |         |
| -----              | -----          | -----     |   |       |         |

Free...

A F#m Dm E A F#m

Free as a bird  
 Dm E A F#m  
 It's the next best thing to be

Coda w/slide

|                |   |                  |     |                |   |                |     |
|----------------|---|------------------|-----|----------------|---|----------------|-----|
| Dm             | G | A                | F#m | Dm             | E | A              | F#m |
| -----          |   | -/5----- (1)/2-- |     | -----          |   | -----5-----/7- |     |
| -----          |   | -----            |     | -/2-----       |   | -----          |     |
| -----          |   | -----            |     | -----          |   | -----          |     |
| -----          |   | -----            |     | -----          |   | -----          |     |
| Free as a bird |   |                  |     | Free as a bird |   |                |     |

|                |   |                  |     |          |   |           |  |
|----------------|---|------------------|-----|----------|---|-----------|--|
| Dm             | E | A                | F#m | Dm       | G | w/o slide |  |
| -----          |   | -/5----- (1)/2-- |     | -----    |   | -----     |  |
| --/1-----      |   | -----            |     | -/2----- |   | --2-----  |  |
| -----          |   | -----            |     | -----    |   | --2-----  |  |
| -----          |   | -----            |     | -----    |   | --2-----  |  |
| -----          |   | -----            |     | -----    |   | --0-----  |  |
| Free as a bird |   |                  |     | Oh_____. |   |           |  |

**Real love (from Anthology 2)**

Date: Wed, 16 Oct 1996 14:02:55 +0200  
 From: Ole Christian Engkrog  
 Subject: CDR: Real Love (Beatles)

--  
 "Real Love"  
 Beatles (by John Lennon, (Paul McCartney, George Harrison, Ringo Starr))  
 >From the Cd "Anthology II" and Cd-Singel "Real Love"

Intro:

Em - B - Em - B

1. Verse:

E G#m  
 All my little plans and schemes  
 C#m B+  
 Lost like some forgotten dreams  
 A F#m  
 Seems that all I really was doing  
 B E  
 Was waiting for you  
 A - E - A



Brigde 2:

E            Am(maj7)  
Only to be afraid

E            Am6  
Who to be afraid

Chours:

E    C#m   A        B  
It's real love, It's real

E            C#m   A        B  
Yes, it's real love, It's real

Solo:

F#m - C# - F#m - Bsus4 - B

4. Verse

E                    G#m  
All I did I loved before

C#m                            B+  
But in my heart I wanted more

A                            F#m  
Seems like all I really was doing

B                            E  
Was waiting for you

A - E - A

Bridge 1:

E            Am(maj7)  
Only need to be alone

E            Am6  
Who need to be alone?

Chours:

E    C#m   A        B  
It's real love, It's real

E            C#m   A        B  
Yes, it's real love, It's real



Repeat chours and fade

-----

This is one of the greatest songs I've ever heard..  
Beatles are the best!!!!!!!

If you liked this song you should listen to one called  
"Sexy Sadie", it's on the "White Album" a/k/a  
"The Beatles". - It's the greatest song on the whole planet.

Fact:

You can also find "Real Love" on the soundtrack album  
"Imagine" with just John's vocal and guitar. This demo is  
from 1977 - originally titling it "Real Life".  
The song that is on "Antology 2" is recorded in 1979 with  
John vocal and piano. He recorded it into a mono-cassette on  
top of his piano.

To Beatles and John Lennon : THANK YOU FOR THE MUSIC!!!!!!!

If there are any song you would like me to fix/arrange, just  
send me an e-mail.

Arranged by  
- Ole Christian Engkrog, Norway. (e-mail: oengkrog@sn.no)

Appendix: Guitar Chords

|          |             |            |             |            |             |
|----------|-------------|------------|-------------|------------|-------------|
| C6       | 0 1 2 2 3 0 | Eb7sus4    | 6 9 6 8 6 6 | G#7(b9)    | 5 4 5 4 6 4 |
| C7       | 0 1 3 2 3 0 | Ebm        | 6 7 8 8 6 6 | G#7-10     | 4 4 4 3 4   |
| C9       | 0 3 3 2 3 0 | Ebm6       | 2 1 3 1 1 X | G#7(#10)   | 4 4 4 4 3 4 |
| C11      | 1 3 3 0 3 X | Ebm7       | 6 7 6 8 6 6 | G#7+5      | 2 1 1 2 3 0 |
| C11+     | 2 3 3 2 3 0 | Ebm9       | 6 6 6 4 6 X | G#7(#5)    | 2 1 1 2 3 0 |
| C9(#11)  | 2 3 3 2 3 0 | Ebm7-5     | 2 2 2 1 0 X | G#9+5      | 6 5 5 4 X 4 |
| C13      | 5 7 7 8 X X | Ebm7(b5)   | 2 2 2 1 0 X | G#9(#5)    | 6 5 5 4 X 4 |
| C13(#11) | 5 7 7 8 X X | Ebm7-9     | 6 5 6 4 X X | G#7+5-9    | 2 5 2 2 3 4 |
| Cmaj7    | 0 0 0 2 3 0 | Ebm7(b9)   | 6 5 6 4 X X | G#7(b9#5)  | 2 5 2 2 3 4 |
| Cmaj9    | 0 3 4 2 3 0 | Ebm+7      | 6 4 7 4 6 X | G#6add9    | 4 4 3 3 3 4 |
| Cmaj11   | 1 0 0 0 3 X | Ebm(maj7)  | 6 4 7 4 6 X | G#dim      | 4 6 4 6 5 4 |
| C7-5     | 2 1 3 2 X X | Ebm9+7     | 1 3 3 1 1 X | G#+5       | 0 1 1 2 X X |
| C7(b5)   | 2 1 3 2 X X | Ebm9(maj7) | 1 3 3 1 1 X | G#aug      | 0 1 1 2 X X |
| C7-9     | 0 2 3 2 3 0 | Ebm+5      | 2 4 4 4 2 2 | G#sus      | 4 4 6 6 6 4 |
| C7(b9)   | 0 2 3 2 3 0 | Ebm(#5)    | 2 4 4 4 2 2 | G#sus4     | 4 4 6 6 6 4 |
| C7-10    | 0 4 3 2 3 0 | Ebm6add9   | 1 1 3 1 1 X | G#7sus     | 4 4 6 4 6 4 |
| C7(#10)  | 0 4 3 2 3 0 | E          | 0 0 1 2 2 0 | G#7sus4    | 4 4 6 4 6 4 |
| C7+5     | 4 5 3 X 3 0 | E6         | 0 2 1 2 2 0 | G#m        | 4 4 4 6 6 4 |
| C7(#5)   | 4 5 3 X 3 0 | E7         | 0 3 1 2 2 0 | G#m6       | 4 6 4 6 6 4 |
| C9+5     | 4 3 3 2 3 0 | E9         | 2 0 1 0 2 0 | G#m7       | 4 4 4 4 6 4 |
| C9(#5)   | 4 3 3 2 3 0 | E11        | 2 3 2 2 2 0 | G#m9       | 6 4 4 4 6 4 |
| C7+5-9   | 4 2 3 2 3 0 | E11+       | 0 3 3 4 1 0 | G#m7-5     | 4 7 4 6 5 4 |
| C6add9   | 3 3 2 2 3 0 | E9(#11)    | 0 3 3 4 1 0 | G#m7(b5)   | 4 7 4 6 5 4 |
| Cdim     | 2 4 2 4 3 2 | E13        | 0 2 3 4 5 0 | G#m7-9     | 2 4 2 4 2 4 |
| C+5      | 0 1 1 2 3 0 | E13(#11)   | 0 2 3 4 5 0 | G#m7(b9)   | 2 4 2 4 2 4 |
| Caug     | 0 1 1 2 3 0 | Emaj7      | 4 4 4 2 2 0 | G#m+7      | X 0 0 1 2 4 |
| Csus     | 1 1 0 3 3 X | Emaj9      | 2 4 4 2 2 0 | G#m(maj7)  | X 0 0 1 2 4 |
| Csus4    | 1 1 0 3 3 X | Emaj11     | 2 0 2 1 2 0 | G#m9+7     | 3 4 3 6 X X |
| C7sus    | 1 1 3 3 3 X | E7-5       | 0 3 1 2 1 0 | G#m9(maj7) | 3 4 3 6 X X |
| C7sus4   | 1 1 3 3 3 X | E7(b5)     | 0 3 1 2 1 0 | G#m+5      | 0 0 1 2 2 0 |
| Cm       | 3 4 5 5 3 3 | E7-9       | 1 0 1 0 2 0 | G#m(#5)    | 0 0 1 2 2 0 |
| Cm6      | 3 1 2 1 3 X | E7(b9)     | 1 0 1 0 2 0 | G#m6add9   | 6 6 4 6 X X |
| Cm7      | 3 4 3 5 3 3 | E7-10      | 3 3 1 0 2 0 | Ab         | 4 4 5 6 6 4 |
| Cm9      | 3 3 3 5 3 3 | E7(#10)    | 3 3 1 0 2 0 | Ab6        | 4 6 5 6 X X |
| Cm7-5    | X 4 3 4 3 X | E7+5       | 0 1 1 0 X 0 | Ab7        | 4 4 5 4 6 4 |
| Cm7(b5)  | X 4 3 4 3 X | E7(#5)     | 0 1 1 0 X 0 | Ab9        | 6 4 5 4 6 4 |
| Cm7-9    | 3 2 3 1 X X | E9+5       | 2 1 1 0 X 0 | Ab11       | 6 4 5 4 4 4 |
| Cm7(b9)  | 3 2 3 1 X X | E9(#5)     | 2 1 1 0 X 0 | Ab11+      | 4 3 3 4 3 4 |
| Cm+7     | 3 4 4 5 3 3 | E7+5-9     | 1 1 1 0 X 0 | Ab9(#11)   | 4 3 3 4 3 4 |
| Cm(maj7) | 3 4 4 5 3 3 | E7(b9#5)   | 1 1 1 0 X 0 | Ab13       | 4 3 3 3 3 4 |

|           |             |           |             |            |             |
|-----------|-------------|-----------|-------------|------------|-------------|
| Cm9+7     | 3 3 4 5 3 3 | E6add9    | 2 2 1 2 2 0 | Ab13(#13)  | 4 3 3 3 3 4 |
| Cm9(maj7) | 3 3 4 5 3 3 | Edim      | 0 2 0 2 1 0 | Abmaj7     | 4 4 5 5 6 4 |
| Cm+5      | 4 1 1 1 3 X | E+5       | 0 1 1 2 X 0 | Abmaj9     | 3 4 3 5 3 4 |
| Cm(#5)    | 4 1 1 1 3 X | Eaug      | 0 1 1 2 X 0 | Abmaj11    | 6 4 6 5 4 4 |
| Cm6add9   | 5 3 5 5 3 3 | Esus      | 0 0 2 2 2 0 | Ab7-5      | 2 1 1 0 X X |
| C#        | 1 2 1 3 4 X | Esus4     | 0 0 2 2 2 0 | Ab7(b5)    | 2 1 1 0 X X |
| C#6       | X 2 3 3 4 X | E7sus     | 0 0 2 0 2 0 | Ab7-9      | 5 4 5 4 6 4 |
| C#7       | X 2 4 3 4 X | E7sus4    | 0 0 2 0 2 0 | Ab7(b9)    | 5 4 5 4 6 4 |
| C#9       | 4 4 4 3 4 X | Em        | 0 0 0 2 2 0 | Ab7-10     | 4 4 4 4 3 4 |
| C#11      | 2 4 4 X 4 X | Em6       | 0 2 0 2 2 0 | Ab7(#10)   | 4 4 4 4 3 4 |
| C#11+     | 3 4 4 3 4 X | Em7       | 0 3 0 2 2 0 | Ab7+5      | 2 1 1 2 3 0 |
| C#9(#11)  | 3 4 4 3 4 X | Em9       | 2 3 0 2 2 0 | Ab7(#5)    | 2 1 1 2 3 0 |
| C#13      | 6 4 4 5 4 X | Em7-5     | 0 3 0 2 1 0 | Ab9+5      | 6 5 5 4 X 4 |
| C#13(#11) | 6 4 4 5 4 X | Em7(b5)   | 0 3 0 2 1 0 | Ab9(#5)    | 6 5 5 4 X 4 |
| C#maj7    | 1 1 1 3 4 1 | Em7-9     | 1 0 0 0 2 0 | Ab7+5-9    | 2 5 2 2 3 4 |
| C#maj9    | X 4 5 3 4 X | Em7(b9)   | 1 0 0 0 2 0 | Ab7(b9#5)  | 2 5 2 2 3 4 |
| C#maj11   | 8 7 6 6 6 X | Em+7      | 0 0 0 1 2 0 | Ab6add9    | 4 4 3 3 3 4 |
| C#7-5     | 3 2 4 3 X X | Em(maj7)  | 0 0 0 1 2 0 | Abdim      | 4 6 4 6 5 4 |
| C#7(b5)   | 3 2 4 3 X X | Em9+7     | 2 0 0 1 2 0 | Ab+5       | 0 1 1 2 X X |
| C#7-9     | X 3 4 3 4 X | Em9(maj7) | 2 0 0 1 2 0 | Abaug      | 0 1 1 2 X X |
| C#7(b9)   | X 3 4 3 4 X | Em+5      | 0 1 0 2 3 0 | Absus      | 4 4 6 6 6 4 |
| C#7-10    | 0 0 1 3 4 0 | Em(#5)    | 0 1 0 2 3 0 | Absus4     | 4 4 6 6 6 4 |
| C#7(#10)  | 0 0 1 3 4 0 | Em6add9   | 2 2 0 2 2 0 | Ab7sus     | 4 4 6 4 6 4 |
| C#7+5     | 1 0 2 3 4 X | F         | 1 1 2 3 3 1 | Ab7sus4    | 4 4 6 4 6 4 |
| C#7(#5)   | 1 0 2 3 4 X | F6        | 1 3 2 3 0 X | Abm        | 4 4 4 6 6 4 |
| C#9+5     | 5 4 4 3 4 X | F7        | 1 1 2 1 3 1 | Abm6       | 4 6 4 6 6 4 |
| C#9(#5)   | 5 4 4 3 4 X | F9        | 3 1 2 1 3 1 | Abm7       | 4 4 4 4 6 4 |
| C#7+5-9   | 5 3 4 3 4 X | F11       | 3 1 3 1 3 1 | Abm9       | 6 4 4 4 6 4 |
| C#7(b9#5) | 5 3 4 3 4 X | F11+      | 1 0 0 1 0 1 | Abm7-5     | 4 7 4 6 5 4 |
| C#6add9   | 4 4 3 3 4 X | F9(#11)   | 1 0 0 1 0 1 | Abm7(b5)   | 4 7 4 6 5 4 |
| C#dim     | 3 5 3 5 4 3 | F13       | 3 3 2 1 2 1 | Abm7-9     | 2 4 2 4 2 4 |
| C#+5      | 1 2 2 3 0 X | F13(#11)  | 3 3 2 1 2 1 | Abm7(b9)   | 2 4 2 4 2 4 |
| C#aug     | 1 2 2 3 0 X | Fmaj7     | 0 1 2 3 0 X | Abm+7      | X 0 0 1 2 4 |
| C#sus     | 4 7 6 6 4 4 | Fmaj9     | 0 1 0 2 0 1 | Abm(maj7)  | X 0 0 1 2 4 |
| C#sus4    | 4 7 6 6 4 4 | Fmaj11    | 0 1 0 2 1 1 | Abm9+7     | 3 4 3 6 X X |
| C#7sus    | 4 7 4 6 4 4 | F7-5      | 1 0 2 1 0 1 | Abm9(maj7) | 3 4 3 6 X X |
| C#7sus4   | 4 7 4 6 4 4 | F7(b5)    | 1 0 2 1 0 1 | Abm+5      | 0 0 1 2 2 0 |
| C#m       | 4 5 6 6 4 4 | F7-9      | 2 1 2 1 3 1 | Abm(#5)    | 0 0 1 2 2 0 |
| C#m6      | 4 2 3 2 4 0 | F7(b9)    | 2 1 2 1 3 1 | Abm6add9   | 6 6 4 6 X X |
| C#m7      | 4 5 4 6 4 4 | F7-10     | 1 1 1 1 0 1 | A          | 0 2 2 2 0 0 |
| C#m9      | 4 4 4 2 4 0 | F7(#10)   | 1 1 1 1 0 1 | A6         | 2 2 2 2 0 0 |
| C#m7-5    | X 5 4 5 4 X | F7+5      | X 2 2 1 0 1 | A7         | 3 2 2 2 0 0 |
| C#m7(b5)  | X 5 4 5 4 X | F7(#5)    | X 2 2 1 0 1 | A9         | 3 2 4 2 0 0 |

|            |             |           |             |           |             |
|------------|-------------|-----------|-------------|-----------|-------------|
| C#m7-9     | 4 3 4 2 X X | F9+5      | 3 2 2 1 X 1 | A11       | 0 0 0 0 0   |
| C#m7(b9)   | 4 3 4 2 X X | F9(#5)    | 3 2 2 1 X 1 | A11+      | 5 4 4 5 4 5 |
| C#m+7      | 4 5 5 6 4 4 | F7+5-9    | 2 2 2 1 0 1 | A9(#11)   | 5 4 4 5 4 5 |
| C#m(maj7)  | 4 5 5 6 4 4 | F7(b9#5)  | 2 2 2 1 0 1 | A13       | 2 0 0 1 0 0 |
| C#m9+7     | 4 4 5 6 4 4 | F6add9    | 1 1 0 0 0 1 | A13(#11)  | 2 0 0 1 0 0 |
| C#m9(maj7) | 4 4 5 6 4 4 | Fdim      | 1 3 1 3 2 1 | Amaj7     | 0 2 1 2 0 0 |
| C#m+5      | 5 2 2 2 4 0 | F+5       | 1 2 2 3 0 X | Amaj9     | 4 2 4 2 0 0 |
| C#m(#5)    | 5 2 2 2 4 0 | Faug      | 1 2 2 3 0 X | Amaj11    | 4 3 4 2 0 0 |
| C#m6add9   | 6 4 6 6 4 4 | Fsus      | 1 1 3 3 3 1 | A7-5      | 3 2 2 1 0 X |
| Db         | 1 2 1 3 4 X | Fsus4     | 1 1 3 3 3 1 | A7(b5)    | 3 2 2 1 0 X |
| Db6        | X 2 3 3 4 X | F7sus     | 1 1 3 1 3 1 | A7-9      | 3 2 3 2 0 0 |
| Db7        | X 2 4 3 4 X | F7sus4    | 1 1 3 1 3 1 | A7(b9)    | 3 2 3 2 0 0 |
| Db9        | 4 4 4 3 4 X | Fm        | 1 1 1 3 3 1 | A7-10     | 5 5 5 5 4 5 |
| Db11       | 2 4 4 X 4 X | Fm6       | 1 3 1 3 3 1 | A7(#10)   | 5 5 5 5 4 5 |
| Db11+      | 3 4 4 3 4 X | Fm7       | 1 1 1 1 3 1 | A7+5      | 3 2 2 3 0 X |
| Db9(#11)   | 3 4 4 3 4 X | Fm9       | 3 1 1 1 3 1 | A7(#5)    | 3 2 2 3 0 X |
| Db13       | 6 4 4 5 4 X | Fm7-5     | 1 4 1 3 2 1 | A9+5      | 3 2 4 3 0 X |
| Db13(#11)  | 6 4 4 5 4 X | Fm7(b5)   | 1 4 1 3 2 1 | A9(#5)    | 3 2 4 3 0 X |
| Dbmaj7     | 1 1 1 3 4 1 | Fm7-9     | 2 1 1 1 3 1 | A7+5-9    | 3 2 3 3 0 X |
| Dbmaj9     | X 4 5 3 4 X | Fm7(b9)   | 2 1 1 1 3 1 | A7(b9#5)  | 3 2 3 3 0 X |
| Dbmaj11    | 8 7 6 6 6 X | Fm+7      | 1 1 1 2 3 1 | A6add9    | 2 2 4 2 0 0 |
| Db7-5      | 3 2 4 3 X X | Fm(maj7)  | 1 1 1 2 3 1 | Adim      | 2 1 2 1 0 X |
| Db7(b5)    | 3 2 4 3 X X | Fm9+7     | 3 1 1 2 3 1 | A+5       | 1 2 2 3 0 X |
| Db7-9      | X 3 4 3 4 X | Fm9(maj7) | 3 1 1 2 3 1 | Aaug      | 1 2 2 3 0 X |
| Db7(b9)    | X 3 4 3 4 X | Fm+5      | 1 2 1 3 X X | Asus      | 0 3 2 2 0 0 |
| Db7-10     | 0 0 1 3 4 0 | Fm(#5)    | 1 2 1 3 X X | Asus4     | 0 3 2 2 0 0 |
| Db7(#10)   | 0 0 1 3 4 0 | Fm6add9   | 3 3 1 3 X X | A7sus     | 0 3 0 2 0 0 |
| Db7+5      | 1 0 2 3 4 X | F#        | 2 2 3 4 4 2 | A7sus4    | 0 3 0 2 0 0 |
| Db7(#5)    | 1 0 2 3 4 X | F#6       | 2 4 3 4 X X | Am        | 0 1 2 2 0 0 |
| Db9+5      | 5 4 4 3 4 X | F#7       | 2 2 3 2 4 2 | Am6       | 2 1 2 2 0 0 |
| Db9(#5)    | 5 4 4 3 4 X | F#9       | 4 2 3 2 4 2 | Am7       | 0 1 0 2 0 0 |
| Db7+5-9    | 5 3 4 3 4 X | F#11      | 4 2 3 2 2 2 | Am9       | 0 0 0 2 0 0 |
| Db7(b9#5)  | 5 3 4 3 4 X | F#11+     | 2 1 1 2 1 2 | Am7-5     | 3 1 0 1 0 X |
| Db6add9    | 4 4 3 3 4 X | F#9(#11)  | 2 1 1 2 1 2 | Am7(b5)   | 3 1 0 1 0 X |
| Dbdim      | 3 5 3 5 4 3 | F#13      | 4 4 3 2 3 2 | Am7-9     | 3 1 3 2 0 0 |
| Db+5       | 1 2 2 3 0 X | F#13(#11) | 4 4 3 2 3 2 | Am7(b9)   | 3 1 3 2 0 0 |
| Dbaug      | 1 2 2 3 0 X | F#maj7    | 1 2 3 4 X X | Am+7      | 0 1 1 2 0 0 |
| Db7sus     | 4 7 6 6 4 4 | F#maj9    | 4 6 6 4 4 6 | Am(maj7)  | 0 1 1 2 0 0 |
| Db7sus4    | 4 7 6 6 4 4 | F#maj11   | 4 2 4 3 2 2 | Am9+7     | 0 0 1 2 0 0 |
| Db7sus     | 4 7 4 6 4 4 | F#7-5     | 0 1 3 4 X X | Am9(maj7) | 0 0 1 2 0 0 |
| Db7sus4    | 4 7 4 6 4 4 | F#7(b5)   | 0 1 3 4 X X | Am+5      | 1 1 2 3 0 X |
| Dbm        | 4 5 6 6 4 4 | F#7-9     | 3 2 3 2 4 2 | Am(#5)    | 1 1 2 3 0 X |
| Dbm6       | 4 2 3 2 4 0 | F#7(b9)   | 3 2 3 2 4 2 | Am6add9   | 2 0 2 2 0 0 |

|            |             |            |             |           |             |
|------------|-------------|------------|-------------|-----------|-------------|
| Dbm7       | 4 5 4 6 4 4 | F#7-10     | 0 2 2 2 1 2 | A#        | 1 3 3 3 1 1 |
| Dbm9       | 4 4 4 2 4 0 | F#7(#10)   | 0 2 2 2 1 2 | A#6       | 3 3 3 3 1 1 |
| Dbm7-5     | X 5 4 5 4 X | F#7+5      | 0 3 3 0 1 2 | A#7       | 1 3 1 3 1 1 |
| Dbm7(b5)   | X 5 4 5 4 X | F#7(#5)    | 0 3 3 0 1 2 | A#9       | 1 1 1 0 1 X |
| Dbm7-9     | 4 3 4 2 X X | F#9+5      | 4 3 3 2 X 2 | A#11      | 1 1 1 1 1 1 |
| Dbm7(b9)   | 4 3 4 2 X X | F#9(#5)    | 4 3 3 2 X 2 | A#11+     | 0 1 1 0 1 0 |
| Dbm+7      | 4 5 5 6 4 4 | F#7+5-9    | 3 3 3 2 1 2 | A#9(#11)  | 0 1 1 0 1 0 |
| Dbm(maj7)  | 4 5 5 6 4 4 | F#7(b9#5)  | 3 3 3 2 1 2 | A#13      | 3 1 1 2 1 1 |
| Dbm9+7     | 4 4 5 6 4 4 | F#6add9    | 2 2 1 1 1 2 | A#13(#11) | 3 1 1 2 1 1 |
| Dbm9(maj7) | 4 4 5 6 4 4 | F#dim      | 2 4 2 4 3 2 | A#maj7    | 1 3 2 3 1 1 |
| Dbm+5      | 5 2 2 2 4 0 | F#+5       | 2 3 3 4 X X | A#maj9    | 1 1 2 0 1 X |
| Dbm(#5)    | 5 2 2 2 4 0 | F#aug      | 2 3 3 4 X X | A#maj11   | 1 1 2 1 1 1 |
| Dbm6add9   | 6 4 6 6 4 4 | F#sus      | 2 2 4 4 4 2 | A#7-5     | 0 3 1 2 1 0 |
| D          | 2 3 2 0 0 X | F#sus4     | 2 2 4 4 4 2 | A#7(b5)   | 0 3 1 2 1 0 |
| D6         | 3 0 3 0 0 X | F#7sus     | 2 2 4 2 4 2 | A#7-9     | 1 0 1 0 1 X |
| D7         | 2 1 2 0 0 X | F#7sus4    | 2 2 4 2 4 2 | A#7(b9)   | 1 0 1 0 1 X |
| D9         | 5 5 5 4 5 X | F#m        | 2 2 2 4 4 2 | A#7-10    | 1 2 1 0 1 X |
| D11        | 3 5 5 X 5 X | F#m6       | 2 4 2 4 4 2 | A#7(#10)  | 1 2 1 0 1 X |
| D11+       | 4 5 5 4 5 X | F#m7       | 2 2 2 2 4 2 | A#7+5     | 6 7 7 6 X 6 |
| D9(#11)    | 4 5 5 4 5 X | F#m9       | 4 2 2 2 4 2 | A#7(#5)   | 6 7 7 6 X 6 |
| D13        | 7 5 5 6 5 X | F#m7-5     | 2 5 2 4 3 2 | A#9+5     | 2 1 1 0 1 X |
| D13(#11)   | 7 5 5 6 5 X | F#m7(b5)   | 2 5 2 4 3 2 | A#9(#5)   | 2 1 1 0 1 X |
| Dmaj7      | 2 2 2 0 0 X | F#m7-9     | 3 2 2 2 4 2 | A#7+5-9   | 2 0 1 0 1 2 |
| Dmaj9      | X 5 6 4 5 X | F#m7(b9)   | 3 2 2 2 4 2 | A#7(b9#5) | 2 0 1 0 1 2 |
| Dmaj11     | 3 2 2 2 5 0 | F#m+7      | 2 2 2 3 4 2 | A#6add9   | 2 2 0 0 1 X |
| D7-5       | 2 1 1 0 X X | F#m(maj7)  | 2 2 2 3 4 2 | A#dim     | 0 2 0 2 1 0 |
| D7(b5)     | 2 1 1 0 X X | F#m9+7     | 4 2 2 3 4 2 | A#+5      | 2 3 3 4 X X |
| D7-9       | X 4 5 4 5 X | F#m9(maj7) | 4 2 2 3 4 2 | A#aug     | 2 3 3 4 X X |
| D7(b9)     | X 4 5 4 5 X | F#m+5      | 2 3 2 4 0 X | A#sus     | 1 4 3 3 1 1 |
| D7-10      | 1 1 2 4 X X | F#m(#5)    | 2 3 2 4 0 X | A#sus4    | 1 4 3 3 1 1 |
| D7(#10)    | 1 1 2 4 X X | F#m6add9   | 4 4 2 4 0 X | A#7sus    | 1 4 1 3 1 1 |
| D7+5       | 2 1 3 0 X X | Gb         | 2 2 3 4 4 2 | A#7sus4   | 1 4 1 3 1 1 |
| D7(#5)     | 2 1 3 0 X X | Gb6        | 2 4 3 4 X X | A#m       | 1 2 3 3 1 1 |
| D9+5       | 6 5 5 4 5 0 | Gb7        | 2 2 3 2 4 2 | A#m6      | 3 2 3 3 1 1 |
| D9(#5)     | 6 5 5 4 5 0 | Gb9        | 4 2 3 2 4 2 | A#m7      | 1 2 1 3 1 1 |
| D7+5-9     | 6 4 5 4 5 X | Gb11       | 4 2 3 2 2 2 | A#m9      | 1 1 1 3 1 1 |
| D7(b9#5)   | 6 4 5 4 5 X | Gb11+      | 2 1 1 2 1 2 | A#m7-5    | 0 2 1 2 1 0 |
| D7+5(b9)   | 6 4 5 4 5 X | Gb9(#11)   | 2 1 1 2 1 2 | A#m7(b5)  | 0 2 1 2 1 0 |
| D6add9     | 5 5 4 4 5 0 | Gb13       | 4 4 3 2 3 2 | A#m7-9    | 4 6 4 6 4 6 |
| Ddim       | 1 0 1 0 X X | Gb13(#11)  | 4 4 3 2 3 2 | A#m7(b9)  | 4 6 4 6 4 6 |
| D+5        | 6 3 3 4 5 X | Gbmaj7     | 1 2 3 4 X X | A#m+7     | 1 2 2 3 1 1 |
| Daug       | 6 3 3 4 5 X | Gbmaj9     | 4 6 6 4 4 6 | A#m(maj7) | 1 2 2 3 1 1 |
| Dsus       | 5 8 7 7 5 5 | Gbmaj11    | 4 2 4 3 2 2 | A#m9+7    | 1 1 2 3 1 1 |

|           |             |            |             |            |             |
|-----------|-------------|------------|-------------|------------|-------------|
| Dsus4     | 5 8 7 7 5 5 | Gb7-5      | 0 1 3 4 X X | A#m9(maj7) | 1 1 2 3 1 1 |
| D7sus     | 5 8 5 7 5 5 | Gb7(b5)    | 0 1 3 4 X X | A#m+5      | 2 2 3 4 4 2 |
| D7sus4    | 5 8 5 7 5 5 | Gb7-9      | 3 2 3 2 4 2 | A#m(#5)    | 2 2 3 4 4 2 |
| Dm        | 1 3 2 0 0 X | Gb7(b9)    | 3 2 3 2 4 2 | A#m6add9   | 3 1 3 3 1 1 |
| Dm6       | 1 0 2 0 0 X | Gb7-10     | 0 2 2 2 1 2 | Bb         | 1 3 3 3 1 1 |
| Dm7       | 1 1 2 0 0 X | Gb7(#10)   | 0 2 2 2 1 2 | Bb6        | 3 3 3 3 1 1 |
| Dm9       | 5 5 5 3 5 0 | Gb7+5      | 0 3 3 0 1 2 | Bb7        | 1 3 1 3 1 1 |
| Dm7-5     | 1 1 1 0 X X | Gb7(#5)    | 0 3 3 0 1 2 | Bb9        | 1 1 1 0 1 X |
| Dm7(b5)   | 1 1 1 0 X X | Gb9+5      | 4 3 3 2 X 2 | Bb11       | 1 1 1 1 1 1 |
| Dm7-9     | 5 4 5 3 0 X | Gb9(#5)    | 4 3 3 2 X 2 | Bb11+      | 0 1 1 0 1 0 |
| Dm7(b9)   | 5 4 5 3 0 X | Gb7+5-9    | 3 3 3 2 1 2 | Bb9(#11)   | 0 1 1 0 1 0 |
| Dm+7      | 5 6 6 7 5 5 | Gb7(b9#5)  | 3 3 3 2 1 2 | Bb13       | 3 1 1 2 1 1 |
| Dm(maj7)  | 5 6 6 7 5 5 | Gb6add9    | 2 2 1 1 1 2 | Bb13(#11)  | 3 1 1 2 1 1 |
| Dm9+7     | 5 5 6 7 5 5 | Gbdim      | 2 4 2 4 3 2 | Bbmaj7     | 1 3 2 3 1 1 |
| Dm9(maj7) | 5 5 6 7 5 5 | Gb+5       | 2 3 3 4 X X | Bbmaj9     | 1 1 2 0 1 X |
| Dm+5      | 6 3 3 3 5 X | Gbaug      | 2 3 3 4 X X | Bbmaj11    | 1 1 2 1 1 1 |
| Dm(#5)    | 6 3 3 3 5 X | Gbsus      | 2 2 4 4 4 2 | Bb7-5      | 0 3 1 2 1 0 |
| Dm6add9   | 0 0 2 3 5 0 | Gbsus4     | 2 2 4 4 4 2 | Bb7(b5)    | 0 3 1 2 1 0 |
| D#        | 3 4 3 5 6 X | Gb7sus     | 2 2 4 2 4 2 | Bb7-9      | 1 0 1 0 1 X |
| D#6       | X 4 5 5 6 X | Gb7sus4    | 2 2 4 2 4 2 | Bb7(b9)    | 1 0 1 0 1 X |
| D#7       | 3 2 3 1 1 X | Gbm        | 2 2 2 4 4 2 | Bb7-10     | 1 2 1 0 1 X |
| D#9       | 6 6 6 5 6 X | Gbm6       | 2 4 2 4 4 2 | Bb7(#10)   | 1 2 1 0 1 X |
| D#11      | 4 6 6 X 6 X | Gbm7       | 2 2 2 2 4 2 | Bb7+5      | 6 7 7 6 X 6 |
| D#11+     | 5 6 6 5 6 X | Gbm9       | 4 2 2 2 4 2 | Bb7(#5)    | 6 7 7 6 X 6 |
| D#9(#11)  | 5 6 6 5 6 X | Gbm7-5     | 2 5 2 4 3 2 | Bb9+5      | 2 1 1 0 1 X |
| D#13      | 8 6 6 7 6 X | Gbm7(b5)   | 2 5 2 4 3 2 | Bb9(#5)    | 2 1 1 0 1 X |
| D#13(#11) | 8 6 6 7 6 X | Gbm7-9     | 3 2 2 2 4 2 | Bb7+5-9    | 2 0 1 0 1 2 |
| D#maj7    | 3 3 3 1 1 X | Gbm7(b9)   | 3 2 2 2 4 2 | Bb7(b9#5)  | 2 0 1 0 1 2 |
| D#maj9    | 1 3 0 1 X X | Gbm+7      | 2 2 2 3 4 2 | Bb6add9    | 2 2 0 0 1 X |
| D#maj11   | 4 3 3 3 6 X | Gbm(maj7)  | 2 2 2 3 4 2 | Bbdim      | 0 2 0 2 1 0 |
| D#7-5     | 3 2 2 1 0 X | Gbm9+7     | 4 2 2 3 4 2 | Bb+5       | 2 3 3 4 X X |
| D#7(b5)   | 3 2 2 1 0 X | Gbm9(maj7) | 4 2 2 3 4 2 | Bbaug      | 2 3 3 4 X X |
| D#7-9     | 0 2 0 1 1 X | Gbm+5      | 2 3 2 4 0 X | Bbsus      | 1 4 3 3 1 1 |
| D#7(b9)   | 0 2 0 1 1 X | Gbm(#5)    | 2 3 2 4 0 X | Bbsus4     | 1 4 3 3 1 1 |
| D#7-10    | 2 2 3 5 X X | Gbm6add9   | 4 4 2 4 0 X | Bb7sus     | 1 4 1 3 1 1 |
| D#7(#10)  | 2 2 3 5 X X | G          | 3 0 0 0 2 3 | Bb7sus4    | 1 4 1 3 1 1 |
| D#7+5     | 3 2 4 1 X X | G6         | 0 0 0 0 2 3 | Bbm        | 1 2 3 3 1 1 |
| D#7(#5)   | 3 2 4 1 X X | G7         | 1 0 0 0 2 3 | Bbm6       | 3 2 3 3 1 1 |
| D#9+5     | 7 6 6 5 6 X | G9         | 5 3 4 3 5 3 | Bbm7       | 1 2 1 3 1 1 |
| D#9(#5)   | 7 6 6 5 6 X | G11        | 5 3 4 3 3 3 | Bbm9       | 1 1 1 3 1 1 |
| D#7+5-9   | 7 5 6 5 6 X | G11+       | 3 2 2 3 2 3 | Bbm7-5     | 0 2 1 2 1 0 |
| D#7(b9#5) | 7 5 6 5 6 X | G9(#11)    | 3 2 2 3 2 3 | Bbm7(b5)   | 0 2 1 2 1 0 |
| D#7+5(b9) | 7 5 6 5 6 X | G13        | 3 2 2 2 2 3 | Bbm7-9     | 4 6 4 6 4 6 |

|            |             |           |             |            |             |
|------------|-------------|-----------|-------------|------------|-------------|
| D#6add9    | 1 1 0 1 1 X | G13(#11)  | 3 2 2 2 2 3 | Bbm7(b9)   | 4 6 4 6 4 6 |
| D#dim      | 2 1 2 1 0 X | Gmaj7     | 2 0 0 0 2 3 | Bbm+7      | 1 2 2 3 1 1 |
| D#+5       | 3 0 0 1 2 3 | Gmaj9     | 5 3 4 4 X 3 | Bbm(maj7)  | 1 2 2 3 1 1 |
| D#aug      | 3 0 0 1 2 3 | Gmaj11    | 5 3 5 4 3 3 | Bbm9+7     | 1 1 2 3 1 1 |
| D#sus      | 6 9 8 8 6 6 | G7-5      | X 2 0 3 2 3 | Bbm9(maj7) | 1 1 2 3 1 1 |
| D#sus4     | 6 9 8 8 6 6 | G7(b5)    | X 2 0 3 2 3 | Bbm+5      | 2 2 3 4 4 2 |
| D#7sus     | 6 9 6 8 6 6 | G7-9      | 4 0 0 3 2 3 | Bbm(#5)    | 2 2 3 4 4 2 |
| D#7sus4    | 6 9 6 8 6 6 | G7(b9)    | 4 0 0 3 2 3 | Bbm6add9   | 3 1 3 3 1 1 |
| D#m        | 6 7 8 8 6 6 | G7-10     | 3 3 3 3 2 3 | B          | 2 4 4 4 2 2 |
| D#m6       | 2 1 3 1 1 X | G7(#10)   | 3 3 3 3 2 3 | B6         | 4 4 4 4 2 2 |
| D#m7       | 6 7 6 8 6 6 | G7+5      | 3 4 4 3 X 3 | B7         | 2 0 2 1 2 X |
| D#m9       | 6 6 6 4 6 X | G7(#5)    | 3 4 4 3 X 3 | B9         | 2 2 2 1 2 X |
| D#m7-5     | 2 2 2 1 0 X | G9+5      | 5 4 4 3 X 3 | B11        | 2 2 2 2 2 2 |
| D#m7(b5)   | 2 2 2 1 0 X | G9(#5)    | 5 4 4 3 X 3 | B11+       | 1 2 2 1 2 1 |
| D#m7-9     | 6 5 6 4 X X | G7+5-9    | 1 4 1 1 2 3 | B9(#11)    | 1 2 2 1 2 1 |
| D#m7(b9)   | 6 5 6 4 X X | G7(b9#5)  | 1 4 1 1 2 3 | B13        | 4 2 2 3 2 2 |
| D#m+7      | 6 4 7 4 6 X | G6add9    | 0 0 2 0 2 3 | B13(#13)   | 4 2 2 3 2 2 |
| D#m(maj7)  | 6 4 7 4 6 X | Gdim      | 3 5 3 5 4 3 | Bmaj7      | 2 4 3 4 2 2 |
| D#m9+7     | 1 3 3 1 1 X | G+5       | 3 0 0 1 2 3 | Bmaj9      | X 2 3 1 2 X |
| D#m9(maj7) | 1 3 3 1 1 X | Gaug      | 3 0 0 1 2 3 | Bmaj11     | 0 2 3 1 2 0 |
| D#m+5      | 2 4 4 4 2 2 | Gsus      | 3 3 5 5 5 3 | B7-5       | 1 0 2 1 2 X |
| D#m(#5)    | 2 4 4 4 2 2 | Gsus4     | 3 3 5 5 5 3 | B7(b5)     | 1 0 2 1 2 X |
| D#m6add9   | 1 1 3 1 1 X | G7sus     | 3 3 5 3 5 3 | B7-9       | 2 1 2 1 2 X |
| Eb         | 3 4 3 5 6 X | G7sus4    | 3 3 5 3 5 3 | B7(b9)     | 2 1 2 1 2 X |
| Eb6        | X 4 5 5 6 X | Gm        | 3 3 3 5 5 3 | B7-10      | X 3 2 1 2 X |
| Eb7        | 3 2 3 1 1 X | Gm6       | 3 5 3 5 5 3 | B7(#10)    | X 3 2 1 2 X |
| Eb9        | 6 6 6 5 6 X | Gm7       | 3 3 3 3 5 3 | B7+5       | 3 0 2 1 2 X |
| Eb11       | 4 6 6 X 6 X | Gm9       | 5 3 3 3 5 3 | B7(#5)     | 3 0 2 1 2 X |
| Eb11+      | 5 6 6 5 6 X | Gm7-5     | 3 6 3 5 4 3 | B9+5       | 3 2 2 1 2 X |
| Eb9(#11)   | 5 6 6 5 6 X | Gm7(b5)   | 3 6 3 5 4 3 | B9(#5)     | 3 2 2 1 2 X |
| Eb13       | 8 6 6 7 6 X | Gm7-9     | 1 3 1 3 1 3 | B7+5(b9)   | 3 1 2 1 2 X |
| Eb13(#11)  | 8 6 6 7 6 X | Gm7(b9)   | 1 3 1 3 1 3 | B6add9     | 2 2 1 1 2 X |
| Ebmaj7     | 3 3 3 1 1 X | Gm+7      | 3 3 3 4 5 3 | Bdim       | 1 3 1 3 2 1 |
| Ebmaj9     | 1 3 0 1 X X | Gm(maj7)  | 3 3 3 4 5 3 | B+5        | 3 0 0 1 2 X |
| Ebmaj11    | 4 3 3 3 6 X | Gm9+7     | 5 3 3 4 5 3 | Baug       | 3 0 0 1 2 X |
| Eb7-5      | 3 2 2 1 0 X | Gm9(maj7) | 5 3 3 4 5 3 | Bsus       | 2 5 4 4 2 2 |
| Eb7(b5)    | 3 2 2 1 0 X | Gm+5      | 3 4 3 5 X X | Bsus4      | 2 5 4 4 2 2 |
| Eb7-9      | 0 2 0 1 1 X | Gm(#5)    | 3 4 3 5 X X | B7sus      | 2 5 2 4 2 2 |
| Eb7(b9)    | 0 2 0 1 1 X | Gm6add9   | 5 5 3 5 X X | B7sus4     | 2 5 2 4 2 2 |
| Eb7-10     | 2 2 3 5 X X | G#        | 4 4 5 6 6 4 | Bm         | 2 3 4 4 2 2 |
| Eb7(#10)   | 2 2 3 5 X X | G#6       | 4 6 5 6 X X | Bm6        | 2 3 1 0 2 X |
| Eb7+5      | 3 2 4 1 X X | G#7       | 4 4 5 4 6 4 | Bm7        | 2 3 2 4 2 2 |
| Eb7(#5)    | 3 2 4 1 X X | G#9       | 6 4 5 4 6 4 | Bm9        | 2 2 2 0 2 X |

|           |             |           |             |           |             |
|-----------|-------------|-----------|-------------|-----------|-------------|
| Eb9+5     | 7 6 6 5 6 X | G#11      | 6 4 5 4 4 4 | Bm7-5     | 1 3 2 0 2 X |
| Eb9(#5)   | 7 6 6 5 6 X | G#11+     | 4 3 3 4 3 4 | Bm7(b5)   | 1 3 2 0 2 X |
| Eb7+5-9   | 7 5 6 5 6 X | G#9(#11)  | 4 3 3 4 3 4 | Bm7-9     | 2 1 2 0 2 X |
| Eb7(b9#5) | 7 5 6 5 6 X | G#13      | 4 3 3 3 3 4 | Bm7(b9)   | 2 1 2 0 2 X |
| Eb6add9   | 1 1 0 1 1 X | G#13(#11) | 4 3 3 3 3 4 | Bm+7      | 2 3 3 4 2 2 |
| Ebdim     | 2 1 2 1 0 X | G#maj7    | 4 4 5 5 6 4 | Bm(maj7)  | 2 3 3 4 2 2 |
| Eb+5      | 3 0 0 1 2 3 | G#maj9    | 3 4 3 5 3 4 | Bm9+7     | 2 2 3 4 2 2 |
| Ebaug     | 3 0 0 1 2 3 | G#maj11   | 6 4 6 5 4 4 | Bm9(maj7) | 2 2 3 4 2 2 |
| Ebsus     | 6 9 8 8 6 6 | G#7-5     | 2 1 1 0 X X | Bm+5      | 3 0 0 0 2 3 |
| Ebsus4    | 6 9 8 8 6 6 | G#7(b5)   | 2 1 1 0 X X | Bm(#5)    | 3 0 0 0 2 3 |
| Eb7sus    | 6 9 6 8 6 6 | G#7-9     | 5 4 5 4 6 4 | Bm6add9   | 2 2 1 0 2 X |